



Digitized Automation for a Changing World

Delta Sensorless Vector Control Compact Drive VFD-EL Series



www.deltaww.com

 **DELTA**
Smarter. Greener. Together.

Features

▶ **Standard Modbus Protocol**

Standard Modbus protocol via RS-485

▶ **Built-in EMC Filter
(230V single-phase and 460V 3-phase)**

The built-in EMC filter reduces electromagnetic interference and complies with the EN61800-3 standard

▶ **Compact Design**

Space saving and easy DIN rail mounting with optional DIN rail adapter (Built-in for Frame B)

▶ **Optional Fieldbus Modules**

Provide connection to a variety of networks, including PROFIBUS, DeviceNet and CANopen

▶ **RFI Switch for IT Mains**

Removable "Y" capacitor to use with IT mains supplies



▶ **DC Bus Sharing**

Multiple VFD-EL can be connected in parallel to share the regenerative braking energy. This prevents over-voltage and stabilizes DC bus voltage.

*This function is not supported by the 115V model.

▶ **Complete Protection Functions**

High precision current detection, full overload protection (oL, oL1 and oL2), overvoltage/overcurrent stall prevention, short-circuit protection, reset after fault, speed search function and motor overheat protection by PTC

▶ **Power Range**

Single-phase 115V series: 0.2~0.75kW (0.25~1 hp)
Single-phase 230V series: 0.2~2.2kW (0.25~3 hp)
3-phase 230V series: 0.2~3.7kW (0.25~5 hp)
3-phase 460V series: 0.4~3.7kW (0.50~5 hp)

▶ **Side-by-side Installation (40°C)**

High-efficiency cooling and flexible spacing



▶ **Easy Maintenance**

Removable cooling fan for easy maintenance



Applications


► Conveyor Belts

1. Multi-step speed application: provides multi-step speed settings to meet the needs of a conveyor belt
2. Side-by-side installation to save space
3. DC bus sharing: connects multiple drives in parallel to share the regenerative energy and prevent overvoltage




► Winders

Auto acceleration/deceleration function provides rapid start/stop of operation and increases productivity and efficiency

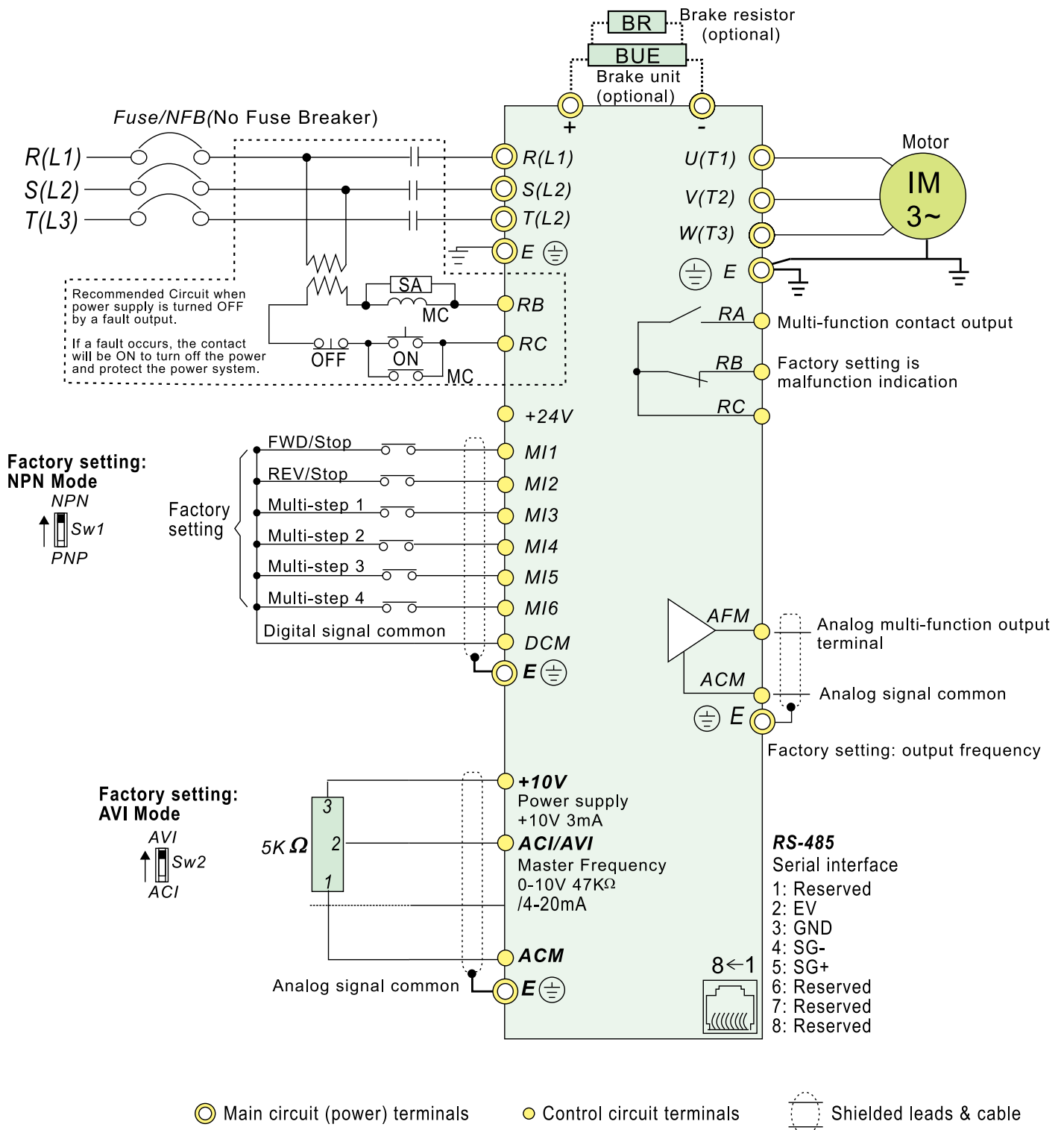


► Constant Pressure Control of Water Pumps

1. Built-in smart PID controller saves the cost of a specified external PID meter
2. Built-in auto detection of water suspension and auto power-on saves the cost of external PLC controller and relay
3. A wide range of input voltages are available, including single-phase 110V/230V and 3-phase 230V/460V, for various pump applications and different countries



Standard Wiring Diagram




NOTE

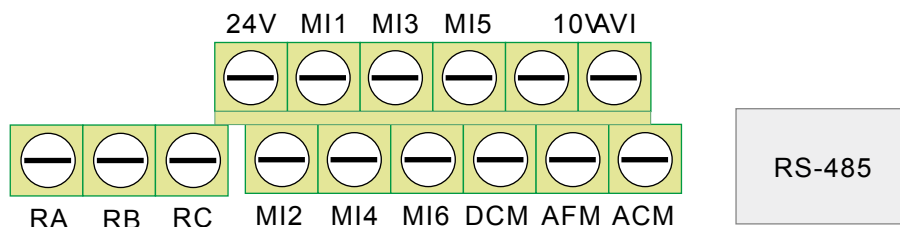
It is recommended to install circuit breaker at the control terminal to protect the circuit from operation abnormality or sudden power outage.

The protection circuit uses the multi-function output terminal of the AC motor drive for connection. When an abnormal condition (closed contact) occurs, the external power supply is disconnected to protect the power system of the AC motor drive.

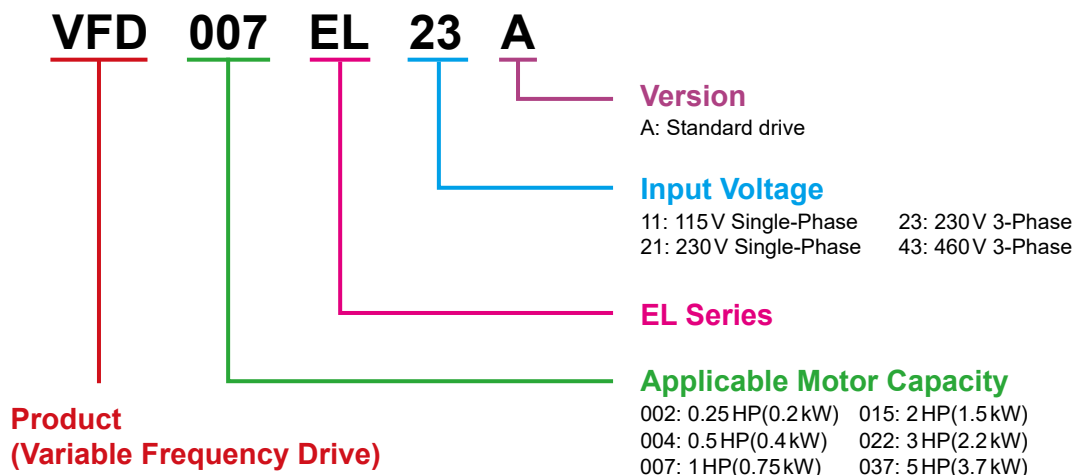
External Parts



Control Terminals



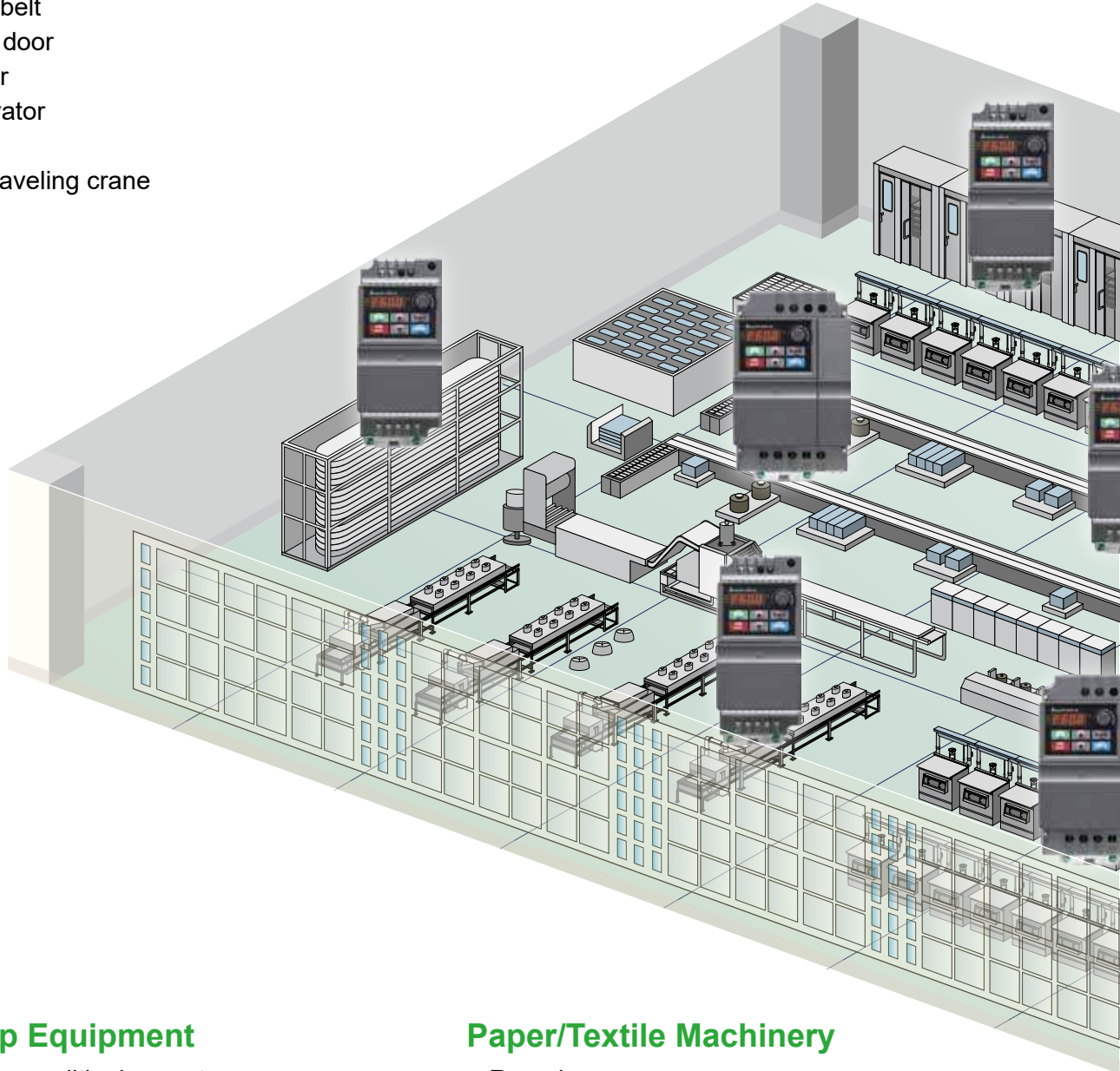
Model Explanation



Application Fields

Conveyor and Transportation Machinery

- Conveyor belt
- Automatic door
- Roller door
- Small elevator
- Escalator
- X,Y-axis traveling crane



Fan/Pump Equipment

- Building air conditioning system
- Wastewater processing system
- Constant pressure water treatment system
- Water treatment pump
- Agricultural pump
- Temperature control of mid and larger oven
- Air compressor
- Heat exchange fan
- Building water dispenser system
- Dryer's windmill

Paper/Textile Machinery

- Round weaver
- Cross weaver
- Ribbon weaver
- Printing press
- Industrial sewing machine
- Knitting machine

Food Processing

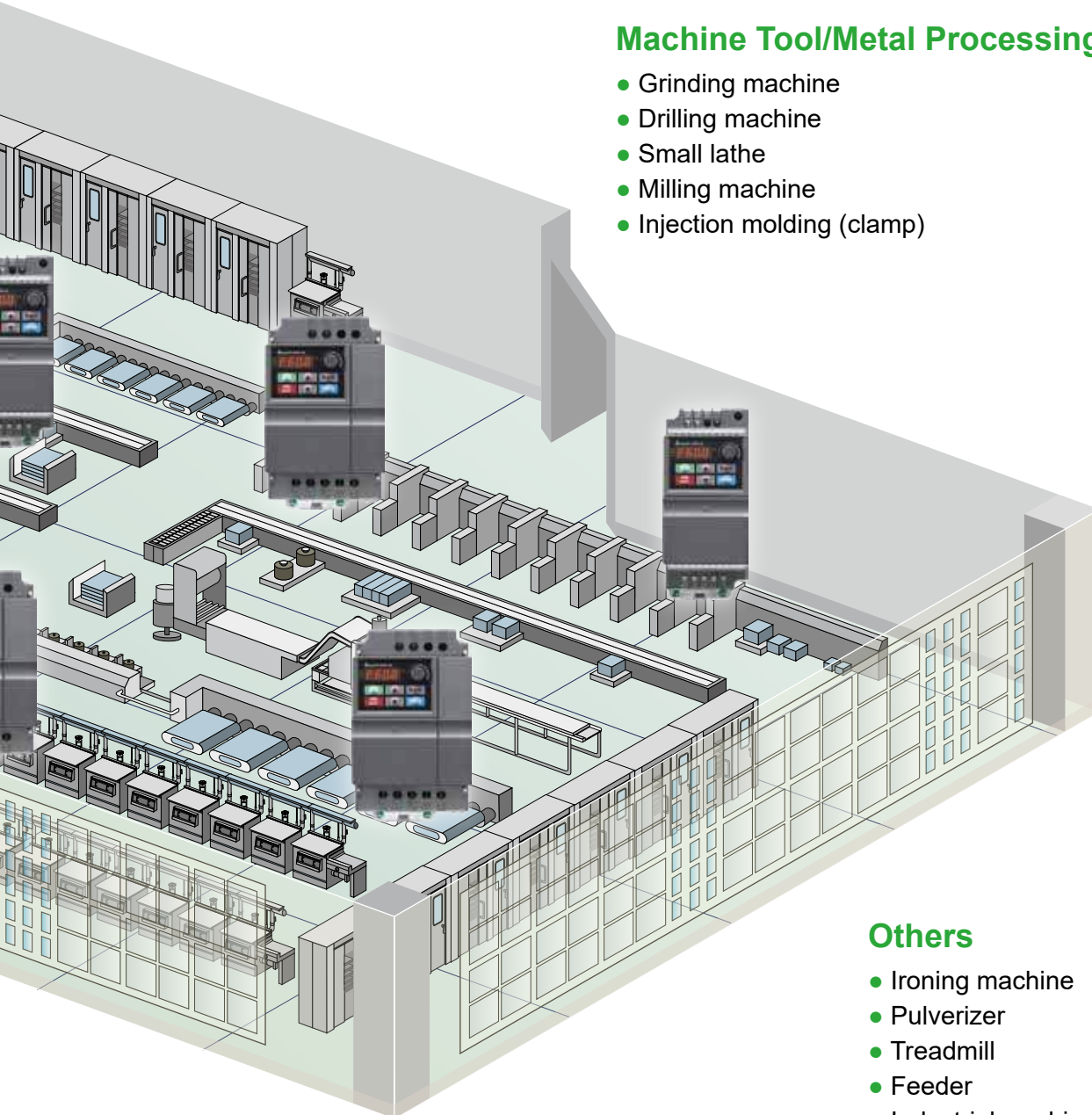
- Dumpling making machine
- Food mixer
- Noodle making machine

Wood Working Machinery

- 4 side planer
- Wood carving machine
- Woodworking machine
- Simple cutting machine for wood working
- Spraying machine

Machine Tool/Metal Processing Machinery

- Grinding machine
- Drilling machine
- Small lathe
- Milling machine
- Injection molding (clamp)



Others




- Ironing machine
- Pulverizer
- Treadmill
- Feeder
- Industrial washing machine
- Car washing machine
- Packing machine
- Centrifuge
- Liquid mixing machine

Specifications

115V	Voltage Class		115V		
	Model Number VFD-___ EL		002	004	007
	Max. Applicable Motor Output (kW)		0.2	0.4	0.75
	Max. Applicable Motor Output (Hp)		0.25	0.5	1.0
Output Rating	Rated Output Capacity (kVA)		0.6	1.0	1.6
	Rated Output Current (A)		1.6	2.5	4.2
	Maximum Output Voltage (V)		3-phase proportional to twice the input voltage		
	Output Frequency (Hz)		0.1~599Hz		
	Carrier Frequency (kHz)		2~12		
Input Rating	Rated Input Current (A)		Single-phase		
			6.4	9	18
	Rated Voltage/Frequency		Single-phase 100~120V, 50/60Hz		
	Voltage Tolerance		±10% (90~132V)		
	Frequency Tolerance		±5% (47~63Hz)		
	Cooling Method		Natural cooling		
	Weight (kg)		1.1	1.1	1.4

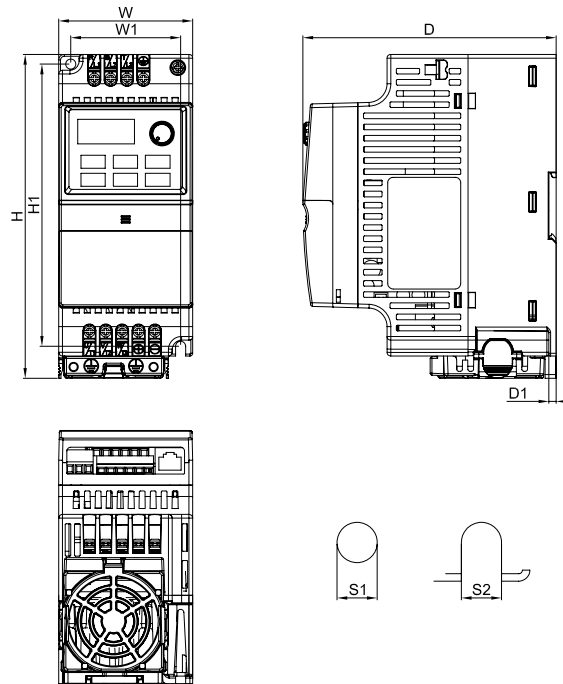
230V	Voltage Class		230V						
	Model Number VFD-___ EL		002	004	007	015	022	037	
	Max. Applicable Motor Output (kW)		0.2	0.4	0.75	1.5	2.2	3.7	
	Max. Applicable Motor Output (Hp)		0.25	0.5	1.0	2.0	3.0	5.0	
Output Rating	Rated Output Capacity (kVA)		0.6	1.0	1.6	2.9	4.2	6.5	
	Rated Output Current (A)		1.6	2.5	4.2	7.5	11.0	17.0	
	Maximum Output Voltage (V)		3-phase proportional to input voltage						
	Output Frequency (Hz)		0.1~599Hz						
	Carrier Frequency (kHz)		2~12						
Input Rating	XXXE L21A	Rated Input Current (A)		4.9	6.5	9.5	15.7	24	--
		Rated Voltage/Frequency		Single-phase, 200~240V, 50/60Hz					
	XXXE L23A	Rated Input Current (A)		1.9	2.7	4.9	9	15	20.6
		Rated Voltage/Frequency		Single-phase/3-phase, 200~240V, 50/60Hz					
	Voltage Tolerance		±10% (180~264V)						
	Frequency Tolerance		±5% (47~63Hz)						
	Cooling Method		Natural cooling		Fan cooling (XXXEL21A) Natural cooling (XXXEL23A)		Fan cooling		
	Weight (kg)		1.2	1.2	1.2	1.7	1.7	1.7	

460V	Voltage Class		460V				
	Model Number VFD-___ EL		004	007	015	022	037
	Max. Applicable Motor Output (kW)		0.4	0.75	1.5	2.2	3.7
	Max. Applicable Motor Output (hp)		0.5	1.0	2.0	3.0	5.0
Output Rating	Rated Output Capacity (kVA)		1.2	2.0	3.3	4.4	6.8
	Rated Output Current (A)		1.5	2.5	4.2	5.5	8.2
	Maximum Output Voltage (V)		3-phase proportional to input voltage				
	Output Frequency (Hz)		0.1~599 Hz				
	Carrier Frequency (kHz)		2~12				
Input Rating	Rated Input Current (A)		3-phase				
			1.8	3.2	4.3	7.1	9.0
	Rated Voltage/Frequency		3-phase, 380~480V, 50/60Hz				
	Voltage Tolerance		±10% (342~528V)				
	Frequency Tolerance		±5% (47~63Hz)				
	Cooling Method		Natural cooling		Fan cooling		
	Weight (kg)		1.2	1.2	1.2	1.7	1.7

Control Characteristics	Control System		SPWM (Sinusoidal Pulse Width Modulation) control (V/F control)
	Frequency Setting Resolution		0.01 Hz
	Output Frequency Resolution		0.01 Hz
	Torque Characteristics		Including the auto-torque/auto-slip compensation; starting torque can be 150 % at 5.0 Hz
	Overload Endurance		150% of rated current for 1 minute
	Skip Frequency		Three zones, setting range 0.1 ~ 599 Hz
	Accel/Decel Time		0.1 to 600 seconds (2 Independent settings for Accel/Decel time)
	Stall Prevention Level		Setting 20 to 250 % of rated current
	DC Braking		Operation frequency 0.1 ~ 599 Hz, output 0 ~ 100 % rated current Start time 0 ~ 60 seconds, stop time 0 ~ 60 seconds
	Regenerated Braking Torque		Approx. 20 % (up to 125 % possible with optional brake resistor)
	V/F Pattern		Adjustable V/F pattern
Operating Characteristics	Frequency Setting	Keypad	Setting by ▲ ▼
		External Signal	Potentiometer 5k/0.5W, 0 to +10 V _{DC} , 4 to 20 mA, RS-485 interface; Multi-function Inputs 3 to 6 (15 steps, Jog, up/down)
	Operation Setting Signal	Keypad	Set by RUN and STOP
		External Signal	2 wires/3 wires (MI1, MI2, MI3), JOG operation, RS-485 serial interface (Modbus)
	Multi-function Input Signal		Multi-step selection 0 to 15, Jog, accel / decel inhibit, 2 accel / decel switches, counter, external Base Block, ACI/AVI selections, driver reset, UP/DOWN key settings, NPN/PNP input selection
	Multi-function Output Indication		AC drive operating, frequency attained, counter attained, zero speed, Base Block, fault indication, overheat alarm, emergency stop and status selections of input terminals
	Analog Output Signal		Output frequency / current
Alarm Output Contact		Contact will be ON when drive malfunctions (1 Form C/change-over contact or 1 open collector output)	
Operation Functions		AVR, accel / decel S-Curve, overvoltage / overcurrent stall prevention, 5 fault records, reverse inhibition, momentary power loss restart, DC braking, auto torque / slip compensation, adjustable carrier frequency, output frequency limits, parameter lock / reset, PID control, external counter, MODBUS communication, abnormal reset, abnormal re-start, power-saving, fan control, sleep/wake frequency, 1st/2nd frequency source selections, 1st/2nd frequency source combination, NPN/PNP selection	
Protection Functions		Over voltage, over current, under voltage, external fault, overload, ground fault, overheating, electronic thermal, IGBT short circuit, PTC	
Display Keypad		6-key, 7-segment LED with 4-digit, 4 status LEDs, master frequency, output frequency, output current, custom units, parameter values for setup and lock, faults, RUN, STOP, RESET, FWD/REV	
Built-in EMC Filter		For 230V 1-phase and 460V 3-phase models	
Environmental Conditions	Enclosure Rating		IP20
	Pollution Degree		2
	Installation Location		Altitude 1,000 m or lower, keep from corrosive gasses, liquid and dust
	Ambient Temperature		-10°C ~ 50°C (40°C for side-by-side mounting) non-condensing and not frozen
	Storage/ Transportation Temperature		-20°C ~ 60°C
	Ambient Humidity		Below 90 % RH (non-condensing)
	Vibration		9.80665 m/s ² (1G) less than 20 Hz, 5.88 m/s (0.6 G) at 20 ~ 50 Hz
Certifications		  	

Dimensions

Frame A



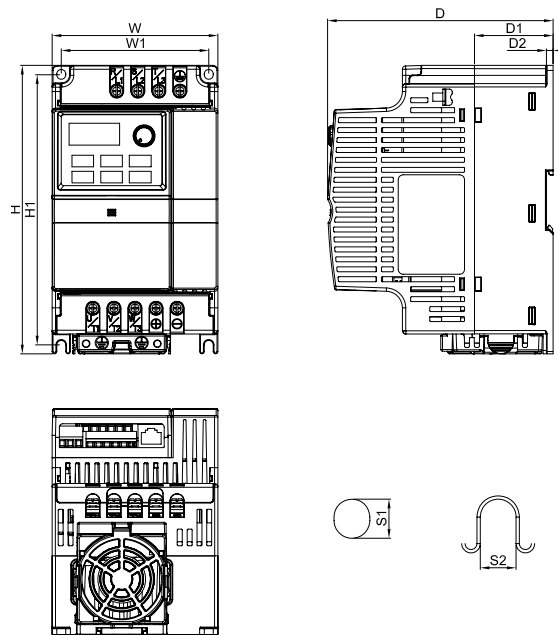
MODEL

VFD002EL11A
 VFD002EL21A
 VFD002EL23A
 VFD004EL11A
 VFD004EL21A
 VFD004EL23A
 VDF004EL43A
 VFD007EL21A
 VDF007EL23A
 VDF007EL43A
 VDF015EL23A
 VDF015EL43A

Unit: mm[inch]

Frame		W	H	D	W1	H1	D1	S1	S2
A	mm	72.0	174.0	136.0	59.0	151.6	4.0	5.4	5.4
	inch	2.83	6.86	5.36	2.32	5.97	0.16	0.21	0.21

Frame B



MODEL

VFD007EL11A
 VFD015EL21A
 VFD022EL21A
 VDF022EL23A
 VFD022EL43A
 VDF037EL23A
 VDF037EL43A

Unit: mm[inch]

Frame		W	H	D	W1	H1	D1	D2	S1	S2
B	mm	100.0	174.0	136.0	89.0	162.9	47.4	4.0	5.9	5.4
	inch	3.94	6.85	5.36	3.50	6.42	1.87	0.16	0.23	0.21

Accessories

Fieldbus Modules



▪ **DeviceNet**
CME-DN01



▪ **PROFIBUS**
CME-PD01



▪ **CANopen**
CME-COP01

Others



▪ **Brake unit**
BUE-20015 BUE-40015
BUE-20037 BUE-40037



▪ **Communication keypad**
VFD-PU06



▪ **DIN Rail (Width 35mm)**
MKEL-DRA MKEL-DRB



▪ **Brake resistor**





▪ **Zero phase reactor**
RF220X00A



▪ **Grounding plate**
MKE-EP

Ordering Information

Frame Size	Power Range	Models
Frame A 	115V: 0.2 kW~0.4 kW 230V: 0.2 kW~1.5 kW 460V: 0.4 kW~1.5 kW	VFD002EL 11A / 21A / 23A VFD004EL 11A / 21A / 23A / 43A VFD007EL 21A / 23A / 43A VFD015EL 23A / 43A
Frame B 	115V: 0.75 kW 230V: 1.5 kW~3.7 kW 460V: 2.2 kW~3.7 kW	VFD007EL11A VFD015EL 21A VFD022EL 21A / 23A / 43A VFD037EL 23A / 43A



Smarter. Greener. Together.

Industrial Automation Headquarters

Taiwan: Delta Electronics, Inc.

Taoyuan Technology Center
No.18, Xinglong Rd., Taoyuan District,
Taoyuan City 33068, Taiwan
TEL: +886-3-362-6301 / FAX: +886-3-371-6301

Asia

China: Delta Electronics (Shanghai) Co., Ltd.

No.182 Minyu Rd., Pudong Shanghai, P.R.C.
Post code : 201209
TEL: +86-21-6872-3988 / FAX: +86-21-6872-3996
Customer Service: 400-820-9595

Japan: Delta Electronics (Japan), Inc.

Industrial Automation Sales Department
2-1-14 Shibadaimon, Minato-ku
Tokyo, Japan 105-0012
TEL: +81-3-5733-1155 / FAX: +81-3-5733-1255

Korea: Delta Electronics (Korea), Inc.

1511, 219, Gasan Digital 1-Ro., Geumcheon-gu,
Seoul, 08501 South Korea
TEL: +82-2-515-5305 / FAX: +82-2-515-5302

Singapore: Delta Energy Systems (Singapore) Pte Ltd.

4 Kaki Bukit Avenue 1, #05-04, Singapore 417939
TEL: +65-6747-5155 / FAX: +65-6744-9228

India: Delta Electronics (India) Pvt. Ltd.

Plot No.43, Sector 35, HSIIDC Gurgaon,
PIN 122001, Haryana, India
TEL: +91-124-4874900 / FAX: +91-124-4874945

Thailand: Delta Electronics (Thailand) PCL.

909 Soi 9, Moo 4, Bangpoo Industrial Estate (E.P.Z),
Pattana 1 Rd., T.Phraksa, A.Muang,
Samutprakarn 10280, Thailand
TEL: +66-2709-2800 / FAX: +66-2709-2827

Australia: Delta Electronics (Australia) Pty Ltd.

Unit 20-21/45 Normanby Rd., Notting Hill Vic 3168, Australia
TEL: +61-3-9543-3720

Americas

USA: Delta Electronics (Americas) Ltd.

5101 Davis Drive, Research Triangle Park, NC 27709, U.S.A.
TEL: +1-919-767-3813 / FAX: +1-919-767-3969

Brazil: Delta Electronics Brazil

Rua Itapeva, 26 - 3º, andar Edifício Itapeva,
One - Bela Vista 01332-000 - São Paulo - SP - Brazil
TEL: +55-12-3932-2300 / FAX: +55-12-3932-237

Mexico: Delta Electronics International Mexico S.A. de C.V.

Gustavo Baz No. 309 Edificio E PB 103
Colonia La Loma, CP 54060
Tlalnepantla, Estado de México
TEL: +52-55-3603-9200

EMEA

EMEA Headquarters: Delta Electronics (Netherlands) B.V.

Sales: Sales.IA.EMEA@deltaww.com
Marketing: Marketing.IA.EMEA@deltaww.com
Technical Support: iatechnicalsupport@deltaww.com
Customer Support: Customer-Support@deltaww.com
Service: Service.IA.emea@deltaww.com
TEL: +31(0)40 800 3900

BENELUX: Delta Electronics (Netherlands) B.V.

Automotive Campus 260, 5708 JZ Helmond, The Netherlands
Mail: Sales.IA.Benelux@deltaww.com
TEL: +31(0)40 800 3900

DACH: Delta Electronics (Netherlands) B.V.

Coesterweg 45, D-59494 Soest, Germany
Mail: Sales.IA.DACH@deltaww.com
TEL: +49(0)2921 987 0

France: Delta Electronics (France) S.A.

ZI du bois Challand 2, 15 rue des Pyrénées,
Lisses, 91090 Evry Cedex, France
Mail: Sales.IA.FR@deltaww.com
TEL: +33(0)1 69 77 82 60

Iberia: Delta Electronics Solutions (Spain) S.L.U

Ctra. De Villaverde a Vallecas, 265 1º Dcha Ed.
Hormigueras – P.I. de Vallecas 28031 Madrid
TEL: +34(0)91 223 74 20

Carrer Llacuna 166, 08018 Barcelona, Spain

Mail: Sales.IA.Iberia@deltaww.com

Italy: Delta Electronics (Italy) S.r.l.

Via Meda 2-22060 Novedrate(CO)
Piazza Grazioli 18 00186 Roma Italy
Mail: Sales.IA.Italy@deltaww.com
TEL: +39 039 8900365

Russia: Delta Energy System LLC

Vereyskaya Plaza II, office 112 Vereyskaya str.
17 121357 Moscow Russia
Mail: Sales.IA.RU@deltaww.com
TEL: +7 495 644 3240

Turkey: Delta Greentech Elektronik San. Ltd. Sti. (Turkey)

Şerifali Mah. Hendem Cad. Kule Sok. No:16-A
34775 Ümraniye – İstanbul
Mail: Sales.IA.Turkey@deltaww.com
TEL: + 90 216 499 9910

MEA: Eltek Dubai (Eltek MEA DMCC)

OFFICE 2504, 25th Floor, Saba Tower 1,
Jumeirah Lakes Towers, Dubai, UAE
Mail: Sales.IA.MEA@deltaww.com
TEL: +971(0)4 2690148