

Solid-state relays - ST-OV2- 5DC/ 60DC/1 - 2905019


Please be informed that the data shown in this PDF Document is generated from our Online Catalog. Please find the complete data in the user's documentation. Our General Terms of Use for Downloads are valid (<http://phoenixcontact.com/download>)



Plug-in power solid-state relay, with LED and protective circuit in input and output circuits, input: 5 V DC, output: 12 - 60 V DC/max. 1 A, can be plugged into basic terminal blocks



Key commercial data

Packing unit	1 pc
GTIN	 4 017918 079154
Weight per Piece (excluding packing)	25.44 GRM
Custom tariff number	85364190
Country of origin	Germany

Technical data

Note

Utilization restriction	EMC: class A product, see manufacturer's declaration in the download area
-------------------------	---

Dimensions

Width	14.6 mm
Height	33 mm
Depth	66.5 mm

Ambient conditions

Ambient temperature (operation)	-20 °C ... 60 °C
Ambient temperature (storage/transport)	-20 °C ... 70 °C

Input data

Nominal input voltage U_N	5 V DC $\pm 20\%$
Switching threshold "0" signal in reference to U_N	≤ 0.4

Solid-state relays - ST-OV2- 5DC/ 60DC/1 - 2905019

Technical data

Input data

Switching threshold "1" signal in reference to U_N	≥ 0.8
Typical input current at U_N	7 mA
Typical response time	20 μ s
Typical turn-off time	200 μ s
Status display	Yellow LED
Type of protection	Protection against polarity reversal
	Surge protection
Protective circuit/component	Polarity protection diode
Transmission frequency	500 Hz

Output data

Output voltage range	12 V DC ... 60 V DC
Limiting continuous current	1 A (see derating curve)
Maximum inrush current	5 A (t = 1 s)
Peak offstate voltage	60 V DC (Collector-emitter reverse voltage)
Voltage drop at max. limiting continuous current	1.2 V
Output circuit	2-wire, floating
Type of protection	Protection against polarity reversal
	Surge protection
Protective circuit/component	Polarity protection diode

General

Test voltage input/output	2.5 kV AC
Mounting position	any
Standards/regulations	DIN VDE 0110b, Gr. C for 250 V DC
	DIN VDE 0160 (in relevant parts)

Classifications

eCl@ss

eCl@ss 4.0	27371102
eCl@ss 4.1	27371102
eCl@ss 5.0	27371001
eCl@ss 5.1	27371001
eCl@ss 6.0	27371001
eCl@ss 7.0	27371001
eCl@ss 8.0	27371001

Solid-state relays - ST-OV2- 5DC/ 60DC/1 - 2905019

Classifications

ETIM

ETIM 2.0	EC001504
ETIM 3.0	EC001504
ETIM 4.0	EC001504
ETIM 5.0	EC001504

UNSPSC

UNSPSC 6.01	30211916
UNSPSC 7.0901	39121542
UNSPSC 11	39121542
UNSPSC 12.01	39121542
UNSPSC 13.2	39121542

Approvals

Approvals



Approvals

GOST / GOST

Ex Approvals

Approvals submitted

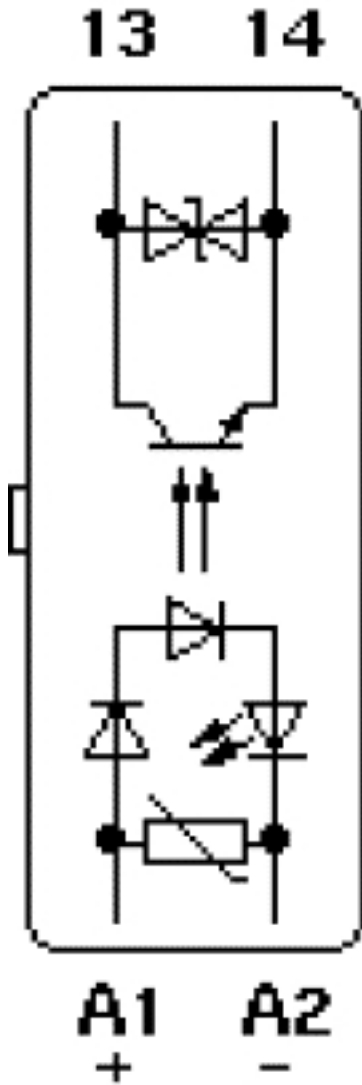
Approval details



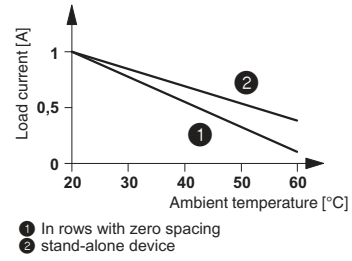
Drawings

Solid-state relays - ST-OV2- 5DC/ 60DC/1 - 2905019

Circuit diagram



Diagram



Solid-state relays - ST-OV2- 5DC/ 60DC/1 - 2905019

Circuit diagram

