

## Bus system cable - SAC-5P-M12FS/ 5,0-920/M12FS - 1533796

Please be informed that the data shown in this PDF Document is generated from our Online Catalog. Please find the complete data in the user's documentation. Our General Terms of Use for Downloads are valid (<http://download.phoenixcontact.com>)

Bus system cable, CANopen<sup>®</sup>, DeviceNet<sup>™</sup>, CANopen<sup>®</sup>/DeviceNet<sup>™</sup>, 5-position, PUR halogen-free, Violet, RAL 4001, shielded, Socket straight M12, A-coded, on Socket straight M12, A-coded, Cable length: 5 m



### Key commercial data

Packing unit	1 1
Weight per Piece (excluding packing)	315.5 GRM
Custom tariff number	85445190
Country of origin	Poland

### Technical data

#### Dimensions

Length of cable	5 m
-----------------	-----

#### Ambient conditions

Degree of protection	IP65
	IP67
	IP68

#### General

Rated current at 40°C	4 A
Rated voltage	60 V
Number of positions	5
Contact resistance	≤ 5 mΩ
Insulation resistance	≥ 100 MΩ
Coding	A - standard
Signal type/category	CANopen <sup>®</sup>
	DeviceNet <sup>™</sup>
Status display	No
Surge voltage category	II
Pollution degree	3
Insertion/withdrawal cycles	≥ 100

#### Material

## Bus system cable - SAC-5P-M12FS/ 5,0-920/M12FS - 1533796

### Technical data

#### Material

Inflammability class according to UL 94	HB
Contact material	CuSn
Contact surface material	Ni/Au
Contact carrier material	TPU GF
Material of grip body	TPU, hardly inflammable, self-extinguishing
Material, knurls	Zinc die-cast, nickel-plated
Sealing material	NBR

#### Cable

Cable type	CAN Bus/DeviceNet
Conductor cross section	0.2 mm <sup>2</sup> (signal line)
	0.32 mm <sup>2</sup> (Power supply)
	0.32 mm <sup>2</sup> (Drain wire)
AWG signal line	24
AWG power supply	22
Conductor structure signal line	19x 0.12 mm
Conductor structure, voltage supply	19x 0.15 mm
Core diameter including insulation	2.05 mm ±0.1 mm (signal line)
	1.4 mm ±0.05 mm (Power supply)
Wire colors	Red-black, blue-white
Twisted pairs	2 cores to the pair
Type of pair shielding	Aluminum-lined polyester foil
Overall twist	2 pairs around a drain wire in the center to the core
Shielding	Tinned copper braided shield
Optical shield covering	70 %
External sheath, color	Violet, RAL 4001
External cable diameter	6.70 mm
Smallest bending radius, fixed installation	67 mm
Smallest bending radius, movable installation	67 mm
Number of bending cycles	5000000
Bending radius	67 mm
Traversing path	10 m
Traversing rate	3 m/s
Acceleration	7 m/s <sup>2</sup>
Outer sheath, material	PUR
Material conductor insulation	PE (Power supply)
	Foamed PE (signal line)
Conductor material	Tin-plated Cu litz wires

## Bus system cable - SAC-5P-M12FS/ 5,0-920/M12FS - 1533796

### Technical data

#### Cable

Insulation resistance	≥ 5 GΩ*km (signal line)
	≥ 100 MΩ*km (Power supply)
Conductor resistance	≤ 78.4 Ω/km (signal line)
	≥ 51.6 Ω/km (Power supply)
Working capacitance	39.3 pF (Signal line, Core-Core)
	78.7 pF (Signal line, Core-Shield)
Nominal voltage, cable	300 V (Power supply)
	30 V (signal line)
Test voltage, cable	1500 V (signal line)
	2000 V (Power supply)

### Classifications

#### eCl@ss

eCl@ss 4.0	27060306
eCl@ss 4.1	27060306
eCl@ss 5.0	27061801
eCl@ss 5.1	27061801
eCl@ss 6.0	27061801

#### ETIM

ETIM 2.0	EC000830
ETIM 3.0	EC001855
ETIM 4.0	EC001855
ETIM 5.0	EC001855

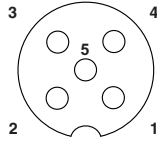
#### UNSPSC

UNSPSC 6.01	31251501
UNSPSC 7.0901	31251501
UNSPSC 11	31251501
UNSPSC 12.01	31251501
UNSPSC 13.2	31251501

### Drawings

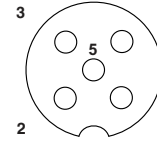
# Bus system cable - SAC-5P-M12FS/ 5,0-920/M12FS - 1533796

Schematic diagram



Pin assignment M12 socket, 5-pos., A-coded, socket side view

Schematic diagram



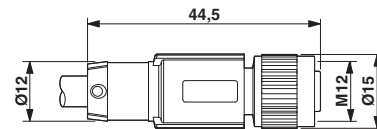
Pin assignment M12 socket, 5-pos., A-coded, socket side view

Cable cross section



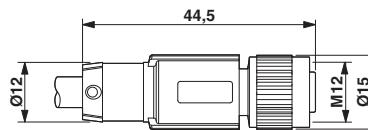
CAN Bus/DeviceNet [920]

Dimensioned drawing



M12 x 1 socket, straight, shielded

Dimensioned drawing



M12 x 1 socket, straight, shielded