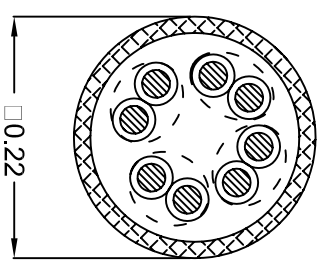
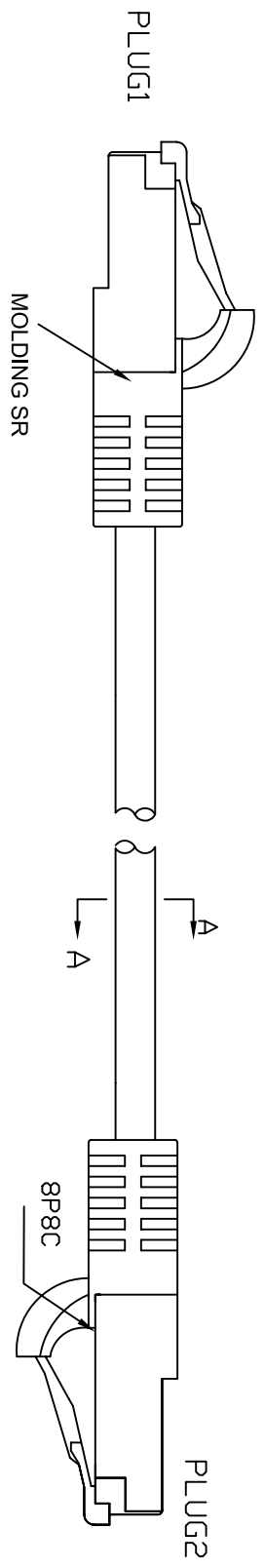
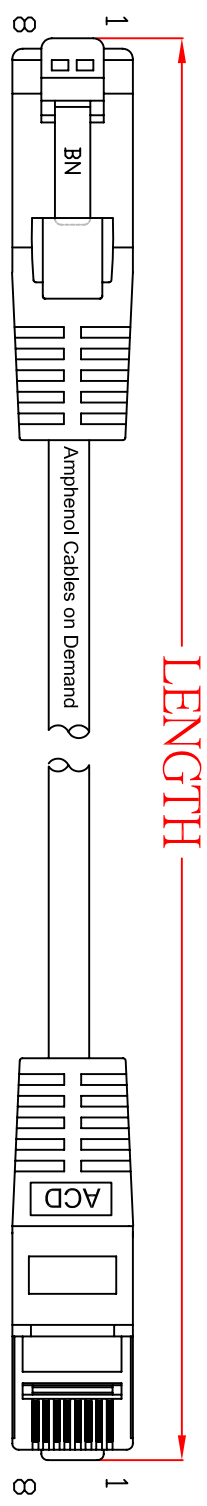


THE INFORMATION CONTAINED IN THIS DRAWING IS THE SOLE PROPERTY OF AMPHENOL CABLES ON DEMAND. ANY REPRODUCTION OR DISCLOSURE TO THIRD PARTIES IN PART OR WHOLE WITHOUT THE EXPRESS WRITTEN PERMISSION OF AMPHENOL CABLES ON DEMAND IS PROHIBITED.

REV.	DESCRIPTION	DATE	APPROVED
A1	CHANGE PLUG BOOT TO MOLDED SR	01/03/07	



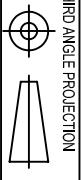
PIN OUT: T568B		
PLUG 1	PLUG 2	COLOR
PIN 1	PIN 1	WHITE/ORANGE
PIN 2	PIN 2	ORANGE
PIN 3	PIN 3	WHITE/GREEN
PIN 4	PIN 4	BLUE
PIN 5	PIN 5	WHITE/BLUE
PIN 6	PIN 6	GREEN
PIN 7	PIN 7	WHITE/BROWN
PIN 8	PIN 8	BROWN

### LENGTH & P/N Table

LENGTH	P/N	Cable Color
3FT ±1 inch	MP-5ERJ45UNNNO-003	Orange
5FT ±2 inch	MP-5ERJ45UNNNO-005	Orange
7FT ±2 inch	MP-5ERJ45UNNNO-007	Orange
10FT ±3 inch	MP-5ERJ45UNNNO-010	Orange
14FT ±3 inch	MP-5ERJ45UNNNO-014	Orange
25FT ±4 inch	MP-5ERJ45UNNNO-025	Orange
50FT ±8 inch	MP-5ERJ45UNNNO-050	Orange
75FT ±8 inch	MP-5ERJ45UNNNO-075	Orange
100FT ±8 inch	MP-5ERJ45UNNNO-100	Orange

UNLESS OTHERWISE SPECIFIED  
DIMENSIONS ARE IN INCHES  
TOLERANCES ARE:

DECIMALS	±.X	ANGLES	±X°
.X	±.XX		
.XX	±.XXX		
.XXX	±.XXX		



EAR NO.	DATE
APPROVALS	01/03/07
DRAWN	01/03/07
CHECKED	
RESP ENG	01/03/07
MFG ENG	

**Amphenol Cables on Demand**  
20 VALLEY ST. ENDICOTT, NY 13760

ASM CBL RJ45/RJ45 CAT.5E  
4PR PATCH CORDS

MP-5ERJ45UNNNO-XXX

SIZE	DWG. NO.	REV.
A	MP-5ERJ45UNNNO-XXX	A1