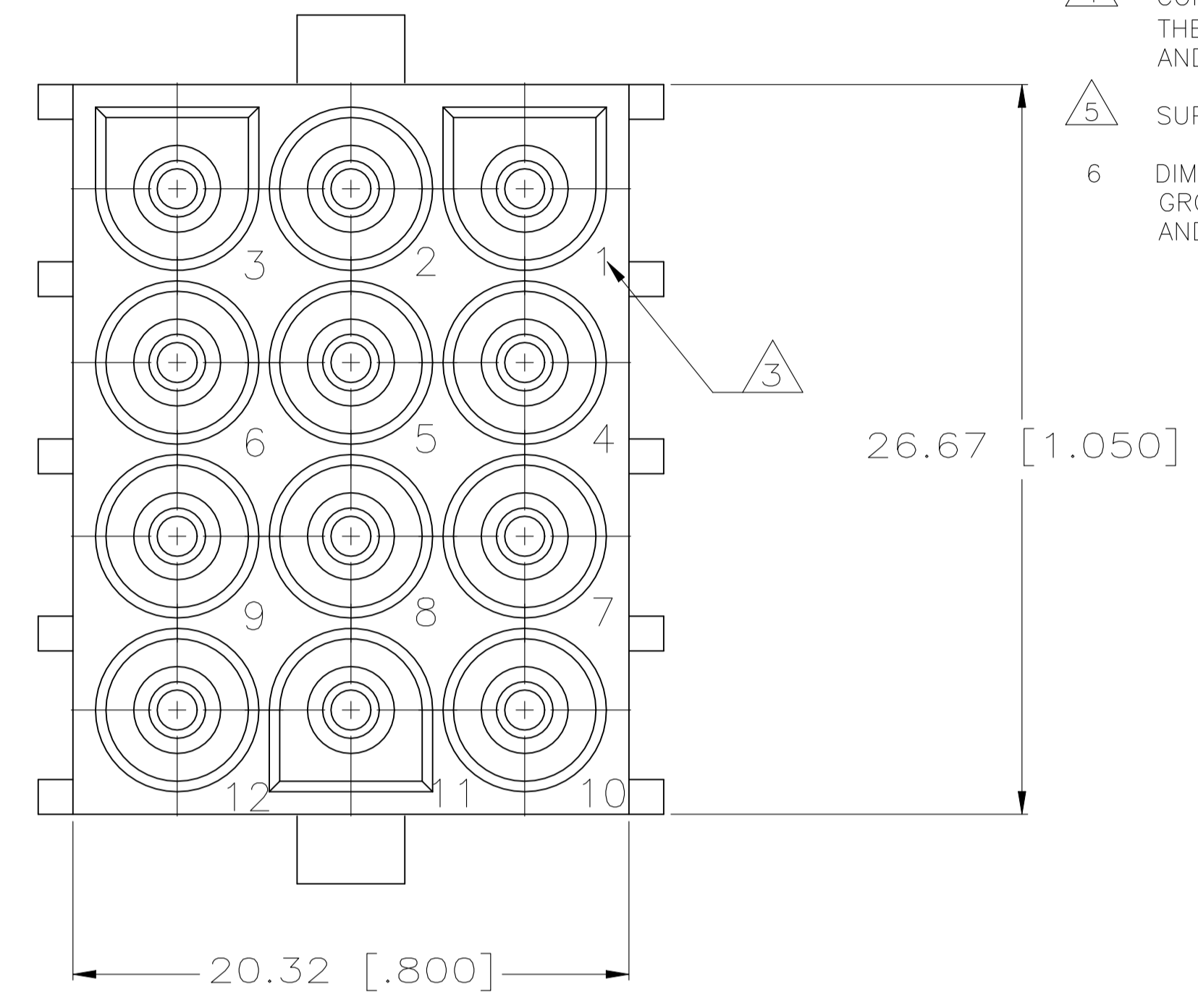
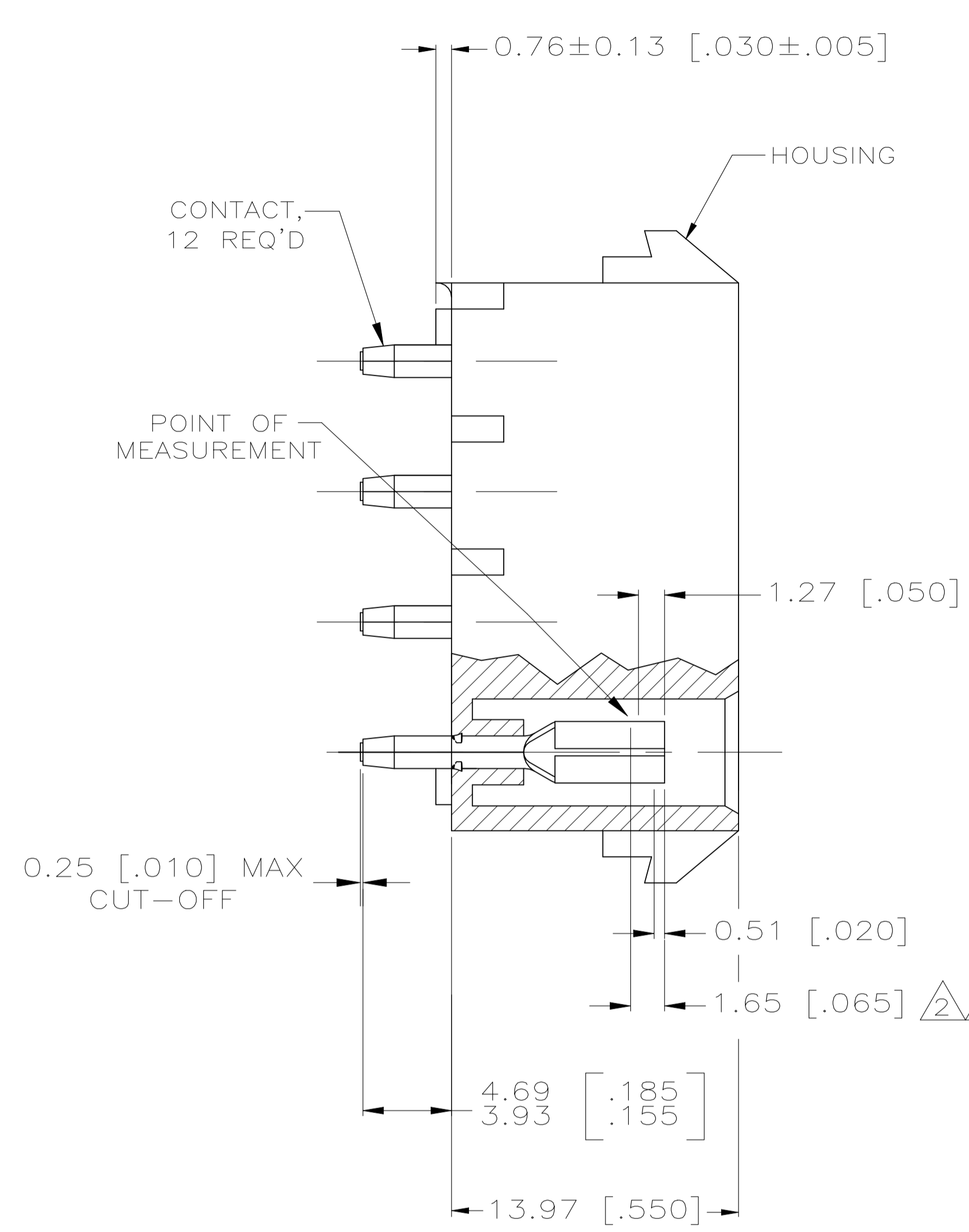
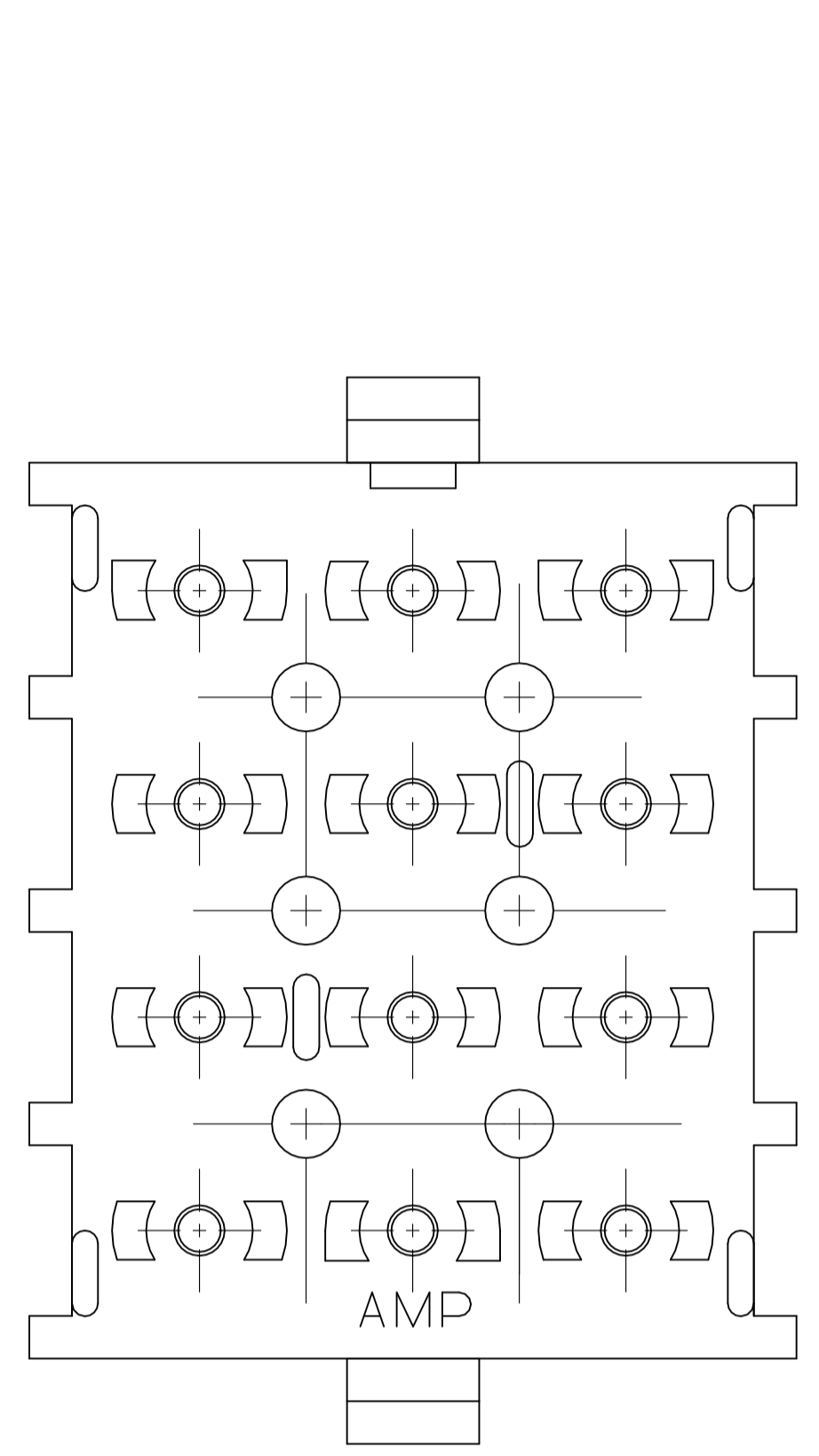
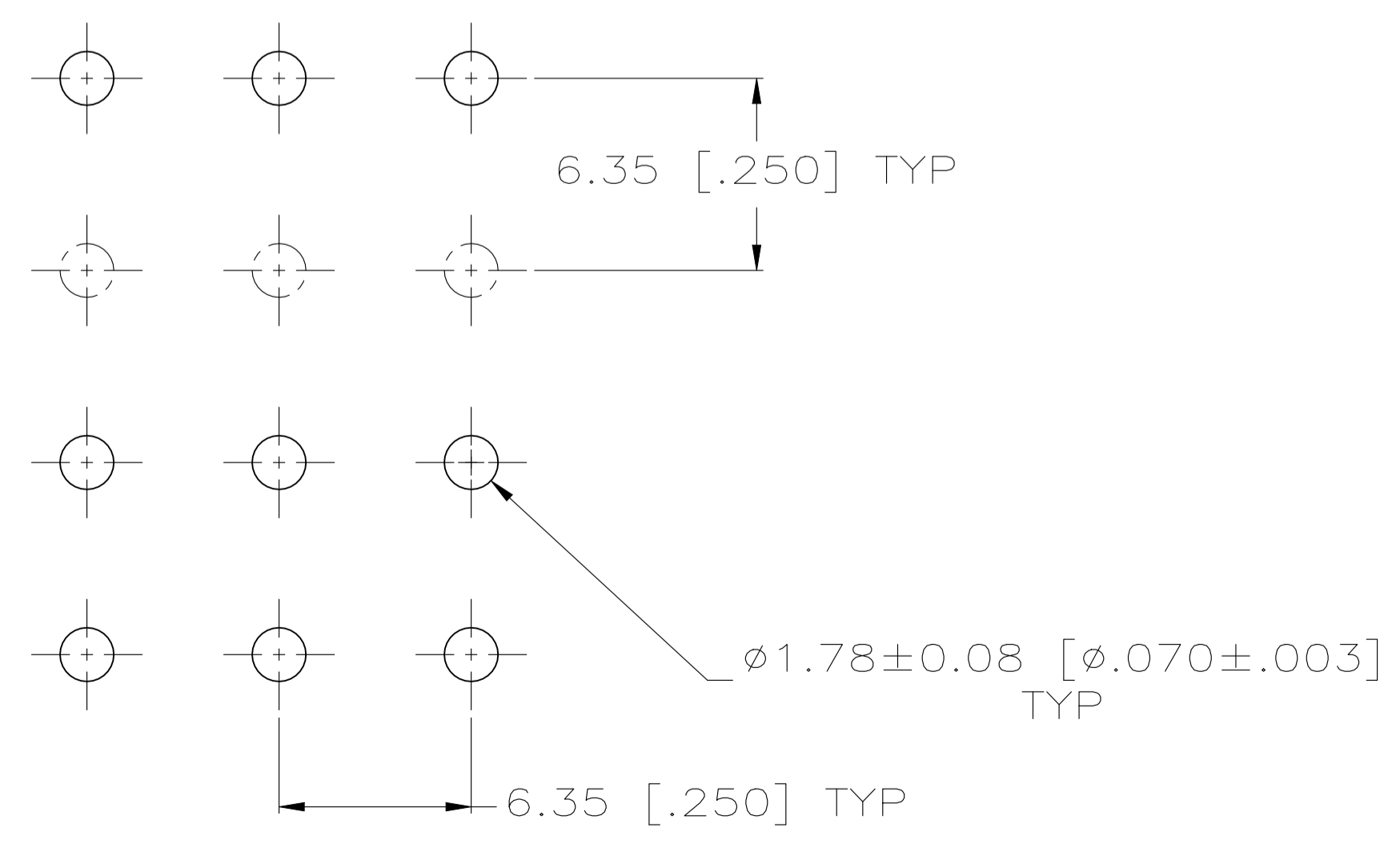


LOC		DIST		REVISIONS			
FP	LTR	DESCRIPTION	DATE	DRN	APVD		
M2		REVISED PER ECR-21-118795	01AUG22	GR	VS		



- 1 PARTS MUST COMPLY WITH AMP SOLDERABILITY SPEC 109-11-3.
- $\Delta 2$ CONTACT IS STAMPED FROM PRE-PLATED STOCK WHICH IS PLATED OVERALL WITH 0.00127 [.000050] NICKEL, THEN STRIPED WITH 0.00076 [.000030] GOLD IN CONTACT AREA INDICATED AND TIN-LEAD ON SOLDER TAIL END.
- $\Delta 3$ CIRCUIT IDENTIFICATION CHARACTERS ARE ADJACENT TO THE INDICATED CAVITIES, BUT LOCATION AND ORIENTATION MAY DIFFER FROM PRINT.
- $\Delta 4$ CONTACT IS PLATED OVERALL WITH 0.00127 [.000050] NICKEL, THEN 0.00076 [.000030] GOLD OVER CONTACT LENGTH INDICATED AND MATTE TIN ON SOLDER TAIL END.
- $\Delta 5$ SUPERSEDED BY 350829-4
- 6 DIMENSION SHOWN REPRESENT PRODUCT IN DRY CONDITION. ADDITIONAL 2% GROWTH DUE TO END USE LOCATION MOISTURE ABSORPTION MAY OCCUR AND SHOULD BE ACCOUNTED FOR.



RECOMMENDED LAYOUT FOR 1.58 [.062] THICK PC BOARD

$\Delta 5$	PH BRZ GOLD $\Delta 4$	NYLON,UL 94V-0	350829-4
	PH BRZ GOLD $\Delta 2$	NYLON,UL 94V-0	350829-2
	PH BRZ TIN	NYLON,UL 94V-0	350829-1
	CONTACT	HOUSING	PART NO

DIMENSIONS:		TOLERANCES UNLESS OTHERWISE SPECIFIED:		APPROVED:		NAME:	
mm	[INCHES]	0. PL	±	DATE	INITIALS	DATE	INITIALS
		1. PL	±	11OCT2005	K. WHITAKER	11OCT2005	
		2. PL	±	11OCT2005	S. RIDGILL	11OCT2005	
		3. PL	± 0.13 [.005]				
		4. PL	±				
		ANGLES	±				
MATERIAL	SEE TABLE	FINISH	SEE TABLE	WEIGHT	A1 00779 C=350829		RESTRICTED TO
CUSTOMER DRAWING				SCALE	5:1	SHEET	1 of 1