

- 1
- 2
- 3
- 4
- 5
- 6
- 7
- 8
- 9
- 10
- 11
- 12
- 13
- 14
- 15
- 16
- 17
- 18

KNOB BODY

Glass-fibre reinforced polyamide based (PA) technopolymer, black colour, matte finish.

CENTRE CAP

Polyamide-based (PA) technopolymer, RAL 7035 grey colour, matte finish.

TORQUE LIMITING MECHANISM

Hardened steel.

STANDARD EXECUTIONS

Zinc-plated steel boss with threaded blind hole.

- VTD-AZ-2: maximum torque 2Nm.
- VTD-AZ-3: maximum torque 3Nm.
- VTD-AZ-4: maximum torque 4Nm.
- VTD-AZ-6: maximum torque 6Nm.

FEATURES AND APPLICATIONS

VTD knob is used when the applied tightening torque must not exceed a certain value.

The transmission of the torque from the knob to the clamping element takes place by means of a spring system which, upon reaching the required torque, releases the knob. When the established torque is exceeded, a "click" will be heard to indicate that maximum tightening has been achieved.

By turning the knob anticlockwise the mechanism (Elesa patent) unlocks.

The knob has been tested up to 60000 tightening cycles and the values of the torque were unchanged.

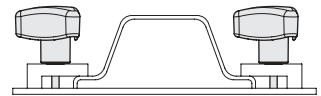
SPECIAL EXECUTIONS ON REQUEST

- Knobs with threaded screw.
- Knobs with different values of max. torque.
- Knobs with stainless steel metal parts and NBR synthetic rubber O-Ring.
- Knobs with cap supplied in other colours.

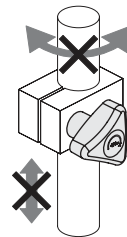


red dot award 2019
ELESA Original design winner

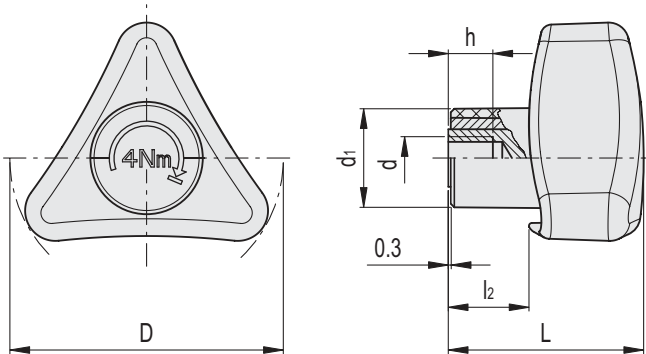
Application example



To prevent sheet deformation



Fastening of the tube to avoid damage to tube surfaces



Conversion Table 1 mm = 0.039 inch	
D	
mm	inch
60	2.34
80	3.12

Code	Description	D	d	L	d1	l2	h	C# [Nm]	⚖
35601-2N	VTD.60-AZ-M6-2Nm	60	M6	50.5	27.5	20	10	2	94
35601-3N	VTD.60-AZ-M6-3Nm	60	M6	50.5	27.5	20	10	3	94
35602-2N	VTD.60-AZ-M8-2Nm	60	M8	50.5	27.5	20	12	2	92
35602-3N	VTD.60-AZ-M8-3Nm	60	M8	50.5	27.5	20	12	3	92
35611-4N	VTD.80-AZ-M8-4Nm	80	M8	53.5	27.5	22	12	4	94
35611-6N	VTD.80-AZ-M8-6Nm	80	M8	53.5	27.5	22	12	6	94
35612-4N	VTD.80-AZ-M10-4Nm	80	M10	53.5	27.5	22	12	4	92
35612-6N	VTD.80-AZ-M10-6Nm	80	M10	53.5	27.5	22	12	6	92
35613-4N	VTD.80-AZ-M12-4Nm	80	M12	53.5	27.5	22	12	4	90
35613-6N	VTD.80-AZ-M12-6Nm	80	M12	53.5	27.5	22	12	6	90

Maximum torque (±20%)