



Main

Range of Product	Telemecanique Photoelectric sensors XU
Series name	Application
Electronic sensor type	Photo-electric sensor
Sensor name	XUPK
Detection system	Reflex Diffuse
Emission	Infrared
[Sn] nominal sensing distance	0.33 Ft (0.1 m) 1.97 ft (0.6 m)
Discrete output function	1 NO
Discrete output type	PNP
Electrical connection	2 female connector RJ45
Material	PC (polycarbonate)

Complementary

Operating Mode	Point-to-point
Product destination	PLC
Topology	PLC program point-to-point
Device Application	Picking system
Maximum sensing distance	0.49 Ft (0.15 m) diffuse with dynamic threshold 1.97 ft (0.6 m) reflex with reflector
Maximum hysteresis	15 %
Output Type	Solid state PNP (NO)
[Us] rated supply voltage	12...24 V
Discrete input voltage	12...24 V
Maximum output current	100 mA
Maximum voltage drop	<2 V output
Current consumption	<= 50 mA no-load
Maximum delay response	200 ms
Maximum delay recovery	200 ms
Status LED	2 LED Green parts to be taken 1 LED Red wrong taken
Switching capacity in mA	100 mA
Setting-up	Without sensitivity adjustment
Overvoltage category	II
Fixing Mode	By clamp By screws
Depth	1.30 in (33 mm)
Height	1.57 in (40 mm)
Length	3.62 in (92 mm)
Net Weight	0.08 lb(US) (0.035 kg)

Environment

Product Certifications	CE
Ambient Air Temperature for Operation	14...140 °F (-10...60 °C)
Environmental characteristic	EMC EN 60947-5-2

The information provided in this documentation contains general descriptions and/or technical characteristics of the performance of the products contained herein. This documentation is not intended as a substitute for and is not to be used for determining suitability or reliability of these products for specific user applications. It is the duty of any such user or integrator to perform the appropriate and complete risk analysis, evaluation and testing of the products with respect to the relevant specific application or use thereof. Neither Schneider Electric Industries SAS nor any of its affiliates or subsidiaries shall be responsible or liable for misuse of the information contained herein.

Ordering and shipping details

Category	22482-ROLLER CONVEYOR SENSORS
Discount Schedule	DS2
GTIN	3389119621472
Nbr. of units in pkg.	1
Package weight(Lbs)	2.29 oz (65.0 g)
Returnability	No
Country of origin	FR

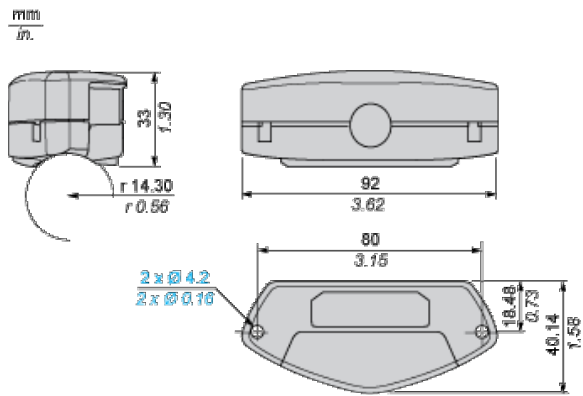
Packing Units

Unit Type of Package 1	PCE
Package 1 Height	1.65 in (4.2 cm)
Package 1 width	2.56 in (6.5 cm)
Package 1 Length	3.74 in (9.5 cm)
Unit Type of Package 2	S01
Number of Units in Package 2	24
Package 2 Weight	3.85 lb(US) (1.748 kg)
Package 2 Height	5.91 in (15 cm)
Package 2 width	5.91 in (15 cm)
Package 2 Length	15.75 in (40 cm)

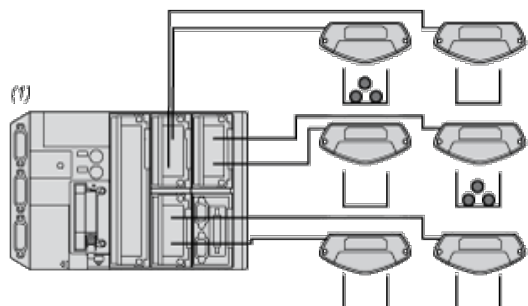
Offer Sustainability

California proposition 65	WARNING: This product can expose you to chemicals including: Diisononyl phthalate (DINP), which is known to the State of California to cause cancer, and Di-isodecyl phthalate (DIDP), which is known to the State of California to cause birth defects or other reproductive harm. For more information go to www.P65Warnings.ca.gov
REACH Regulation	REACH Declaration
EU RoHS Directive	Pro-active compliance (Product out of EU RoHS legal scope) EU RoHS Declaration

Dimensions

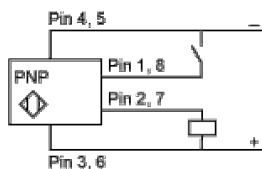


Direct Point to Point Connection to PLC

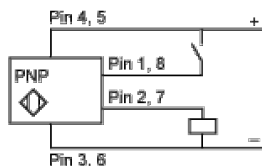


(1) PLC (Programmable logic controller)

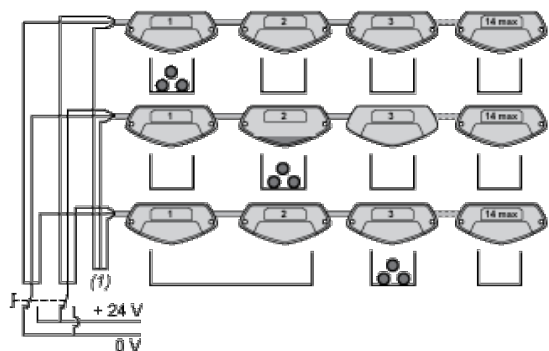
Connection for Setup Mode



Connection for Operating Mode

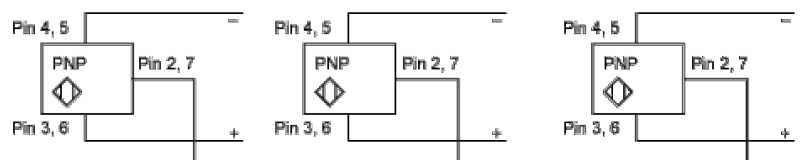


Single Chained Mode: Daisy Chain of Picking Sensors

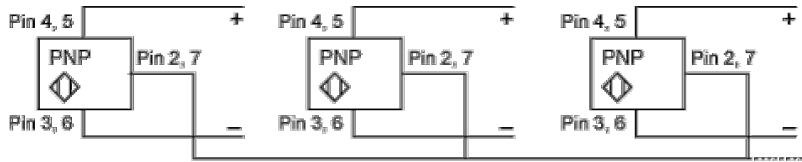


(1) Pin 2 or pin 7 wire connected as a network (see connection here-under).

Connection for Teaching Mode

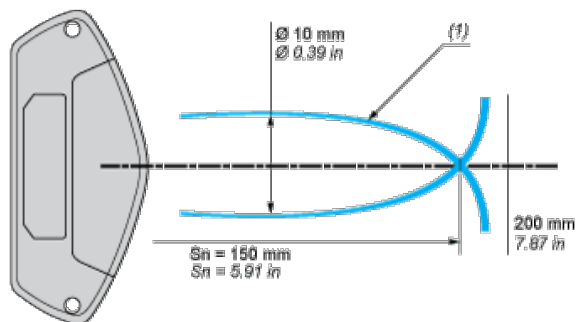


Connection for Operating Mode



Detection Curves

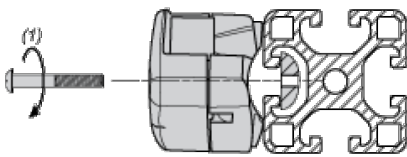
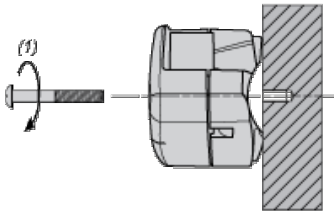
Detection in a 10 mm/0.39 in. Tubular Beam



(1) Detection zone
 S_n : Sensing distance

Mounting

Mounting on a Flat Panel (Fixation Holes M4)



(1) Maximum tightening torque: 0,8 Nm / 7.08 lb-in.

Mounting on Tubes (with Plastic Clamps)

