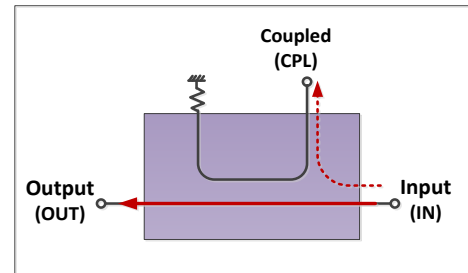


RoHS Compliant

### Electrical schematic

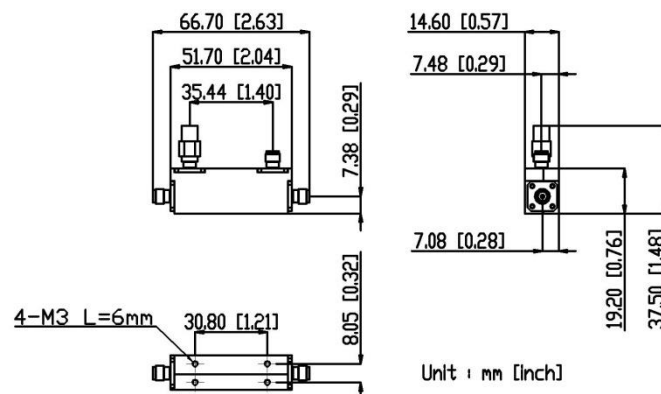


## Electrical Specifications

Parameter	Unit	Frequency (GHz)	Min.	Typ.	Max.
Nominal Coupling	dB	2 – 18	19	20	21
Coupling Flatness	dB	2 – 18		±0.4	±0.7
Directivity	dB	2 – 4	23	27	
		4 – 8	20	22	
		8 – 18	16	20	
Main Line VSWR	:1	2 – 8		1.10	1.20
		8 – 18		1.20	1.30
Coupled Line VSWR	:1	2 – 8		1.15	1.25
		8 – 18		1.25	1.35
Insertion Loss	dB	2 – 18		0.5	0.8
Average Power Handling	W	2 – 18			20

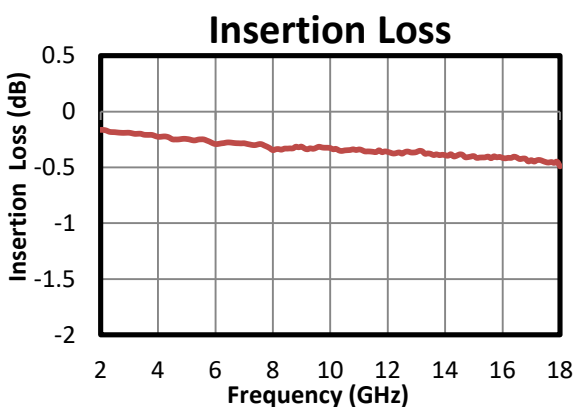
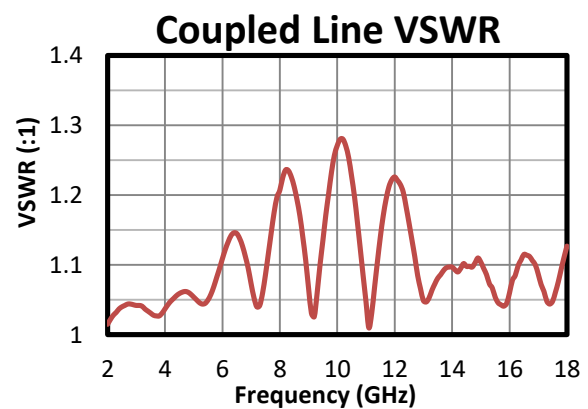
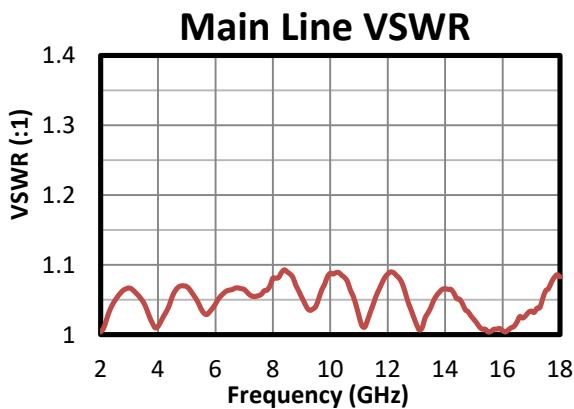
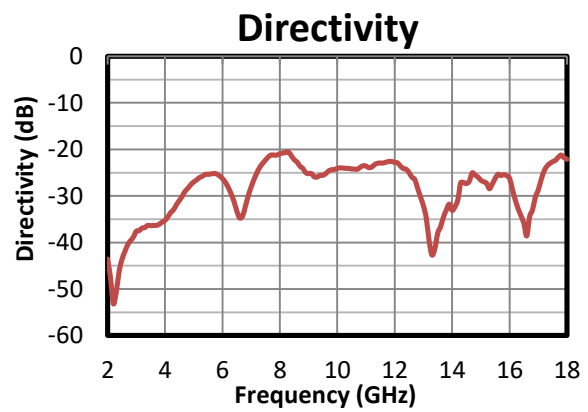
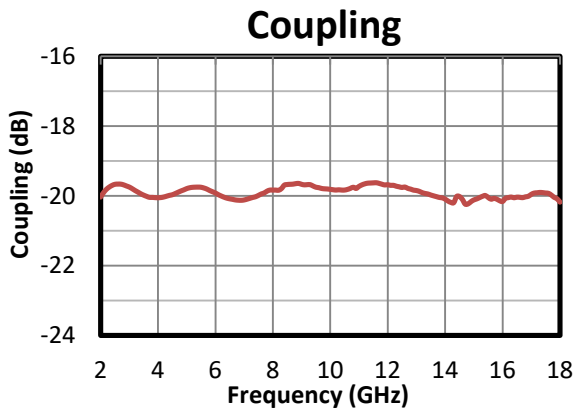
Operated in 50Ω system, 25°C environment.

## Outline Drawing



Connectors: SMA Female

## Typical Performance



Typical performance S-parameter file: <https://www.amtery.com/en/goods-29>

For each S/N S-parameter file, go to <https://www.amtery.com/en/downloads>

Note: Specifications are subject to change without notice.