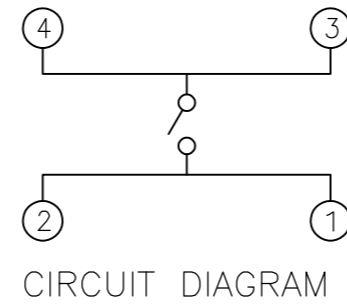
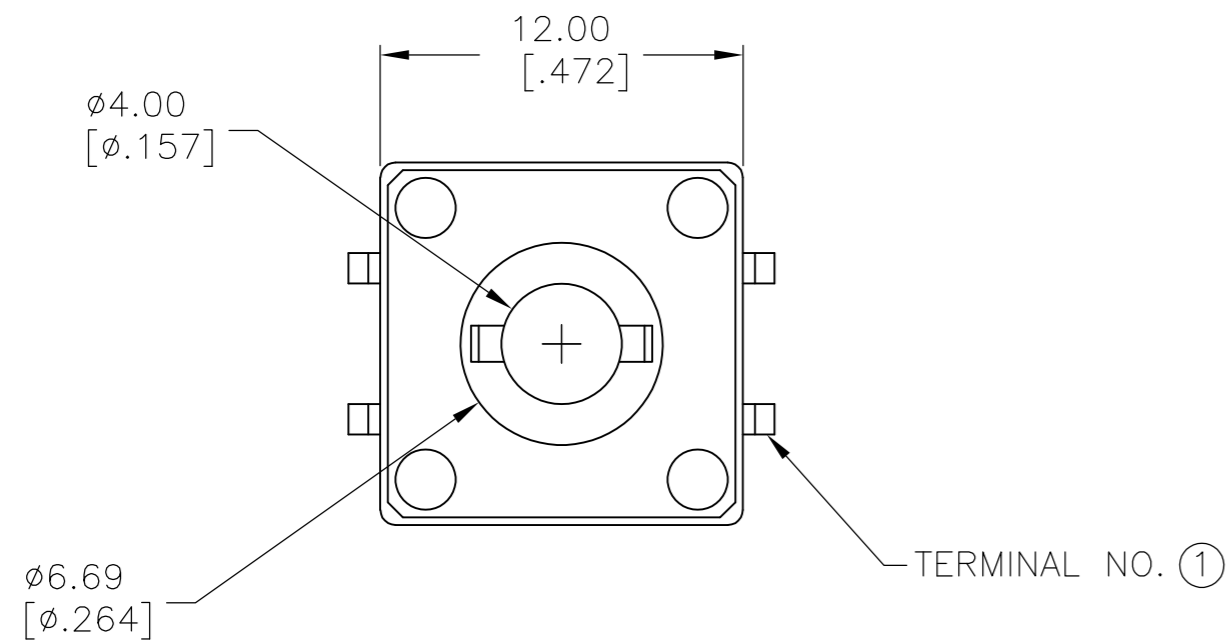


THIS DRAWING IS UNPUBLISHED. RELEASED FOR PUBLICATION
 © COPYRIGHT - By - ALL RIGHTS RESERVED.

LOC		DIST		REVISIONS			
P	LTR	DESCRIPTION	DATE	DWN	APVD		
E2		REVISED PER ECO-11-004820	11MAR11	RK	HMR		



CIRCUIT DIAGRAM
 NOTE: TERMINAL NUMBERS ARE FOR REFERENCE ONLY AND DO NOT APPEAR ON SWITCHES.

SPECIFICATIONS:

MATERIALS:

CASE: PBT 30% GF UL94HB, BLACK.
 COVER: PET FILM WHITE.
 ACTUATOR BUTTON: ACETAL SEE P/N TABLE.
 MOVING CONTACT: COPPER ALLOY, SILVER FINISH.
 FIXED CONTACT/TERMINAL: COPPER ALLOY, SILVER/NICKEL FINISH

ELECTRICAL:

MAX CONTACT RATING: 50MILLIAMPS@24V DC
 MIN CONTACT RATING: 10MICROAMPS@1V DC
 CONTACT RESISTANCE: 100 MILLIOHMS MAX.
 INSULATION RESISTANCE: 100 MEGOHMS MIN. @ 100 VDC.
 DIELECTRIC STRENGTH: 500 VAC 50/60 Hz FOR 1 MINUTE.
 LIFE EXPECTANCY: 100,000 CYCLES MIN.

MECHANICAL:

ACTUATION FORCE: SEE TABLE.
 ACTUATION TRAVEL: .012 in. (0,3 mm) APPROX.

ENVIRONMENTAL:

OPERATING TEMPERATURE: -35°C TO +85°C.
 STORAGE TEMPERATURE: -35°C TO +85°C.
 SOLDER HEAT RESISTANCE, 240°C FOR 10 SEC PER 109-202 CONDITION A.

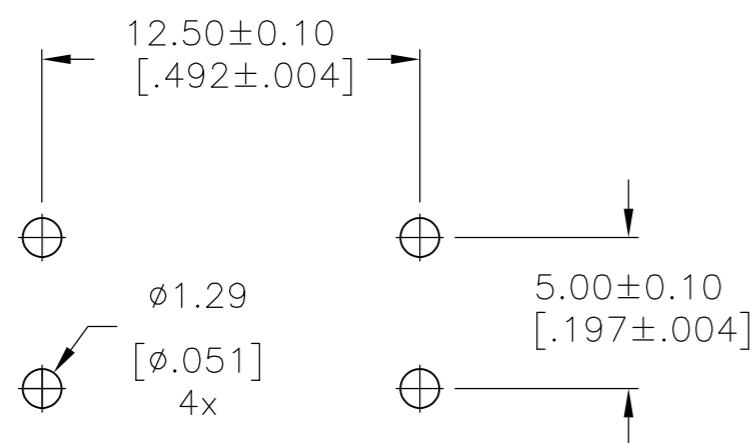
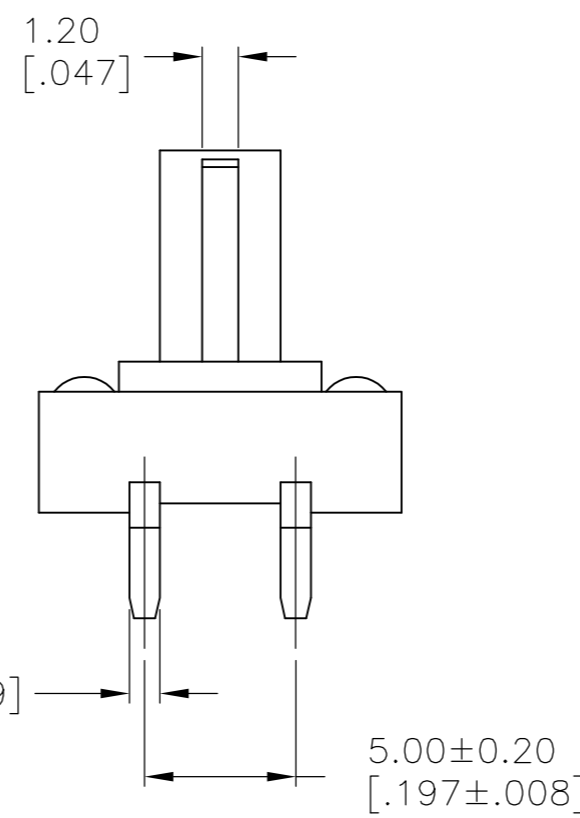
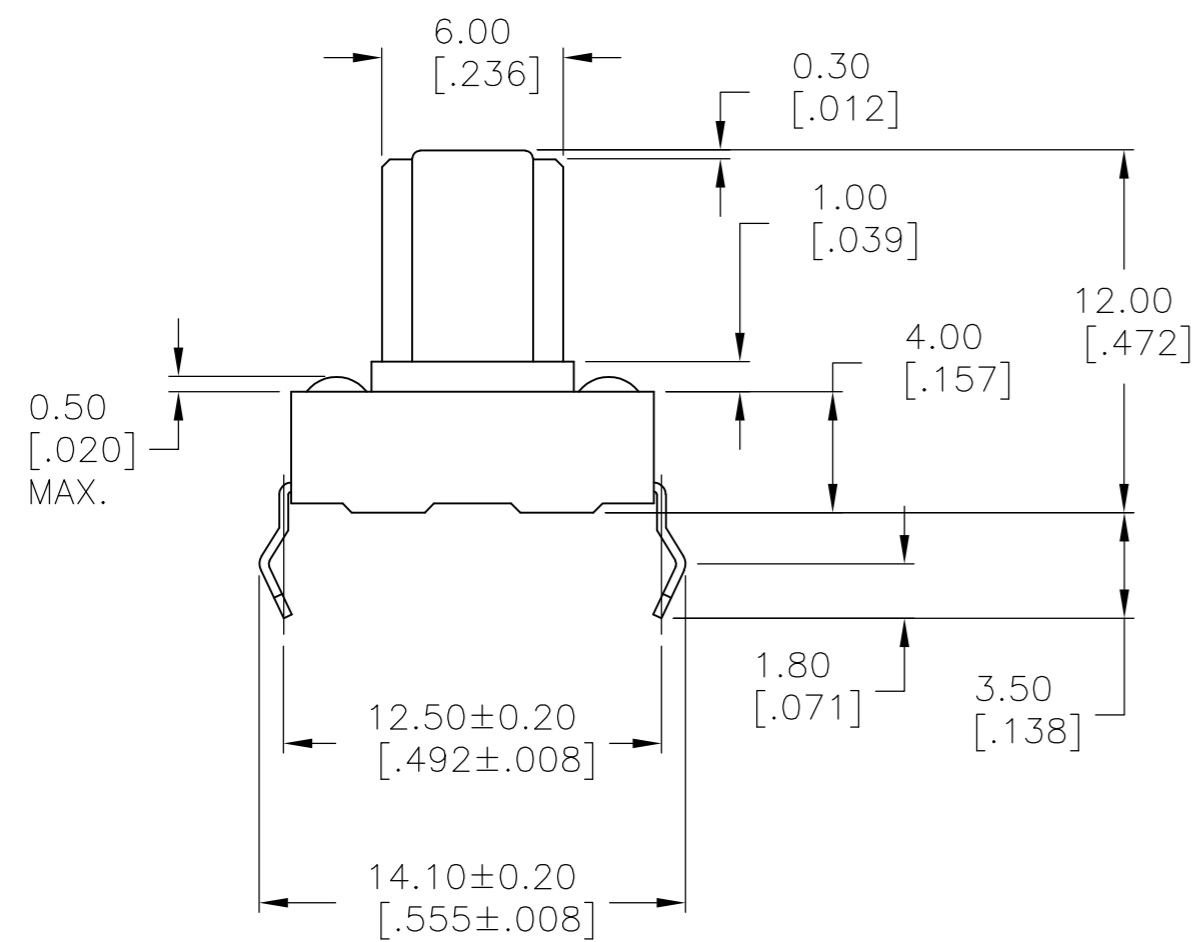
SOLDERABILITY:

SPECIFICATION EIA-364-52, CLASS 1, CATEGORY 2

NOTES:

1. ALL MATERIALS & FINISHES SHALL COMPLY WITH EU DIRECTIVE 2002/95/EC OF 27JAN2003 (ROHS)

2. OBSOLETE PARTS: OBSOLETE CIS STREAMLINING PER D.RENAUD/D.SINISI



RECOMMENDED HOLE LAYOUT
 TOLERANCE ±.002 UNLESS OTHERWISE NOTED

ACTUATOR FORCE	ACTUATOR BUTTON COLOR	PART NUMBER
160±50gf	BLACK	1437565-4
260±50gf	RED	1571061-4

THIS DRAWING IS A CONTROLLED DOCUMENT.		DWN S.KIRCORIAN 31AUG96	TE Connectivity	
DIMENSIONS: mm [INCHES]		CHK -	NAME -	
TOLERANCES UNLESS OTHERWISE SPECIFIED:		APVD -	PRODUCT SPEC -	
0 PLC ± -		APPLICATION SPEC -	SIZE CAGE CODE DRAWING NO RESTRICTED TO	
1 PLC ± -		WEIGHT -	A2 00779 C=1437565-4	
2 PLC ± 0.30[.012]		CUSTOMER DRAWING	SCALE 4:1	SHEET 1 of 1
3 PLC ± -			REV E2	
4 PLC ± -				
ANGLES ± 1°				
FINISH SEE SPECIFICATIONS				