

DO NOT SCALE FROM THIS PRINT

DESIGNED & DIMENSIONED IN INCHES[MILLIMETERS]

PRF92-P-C-EP-047D-SS-X

SERIES
-92: 2.92 MM

GENDER
-P: PLUG

TYPE
-C: CABLE

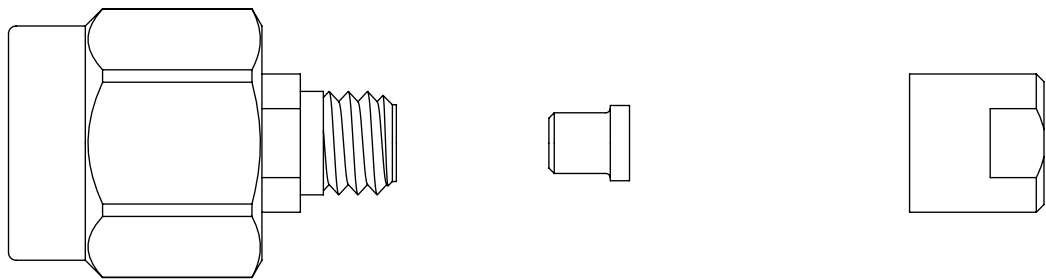
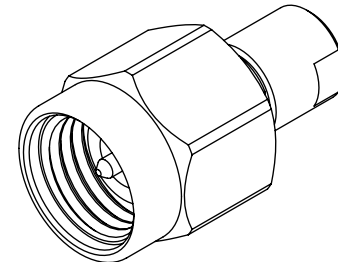
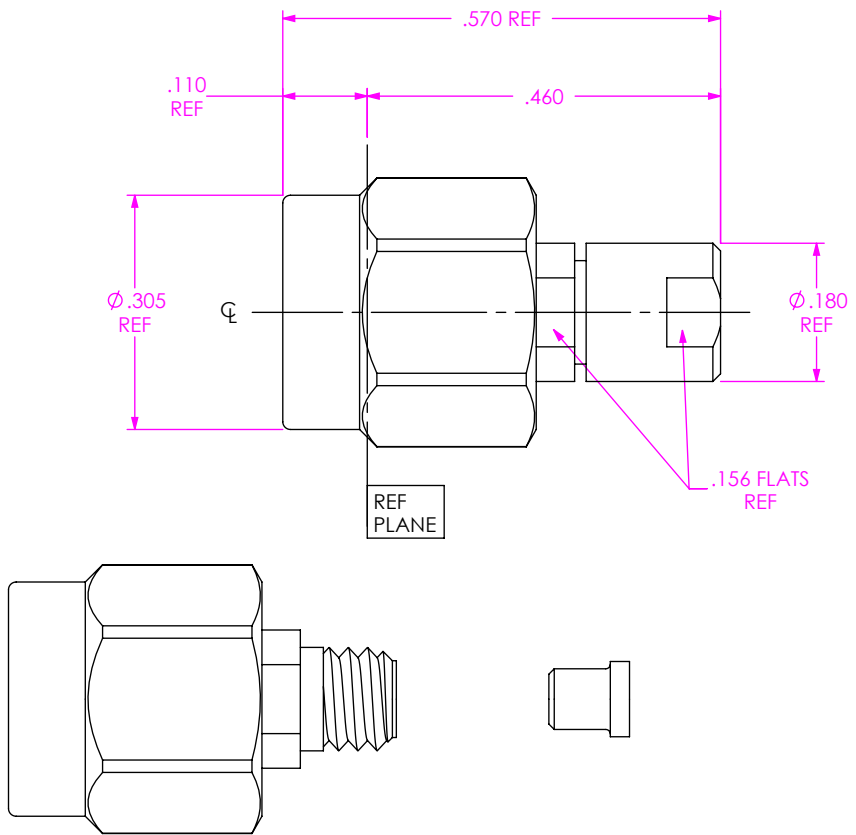
PACKAGING
-B: BULK (IN INCREMENTS OF 50)
(BLANK): STANDARD PACKAGING

TERMINATION
-S: SOLDER CLAMP

ORIENTATION
-S: STRAIGHT

CABLE TYPE
-047D: .047" SEMI-RIGID CABLE

PLATING
-EP: 50µ" EXTRA HEAVY GOLD CENTER CONTACT, PASSIVATED OUTER CONTACT

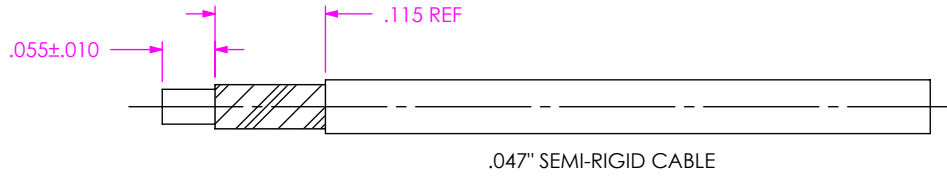


EXPLODED VIEW
NOT TO SCALE
(FOR CLARITY ONLY)

- NOTES:
- MATERIAL:
BODY, BUSHING, CLAMP NUT: STAINLESS STEEL.
GASKET: SILICONE RUBBER
SOLDER FERRULE: BRASS.
CONTACT: BERYLLIUM COPPER.
BEAD: ULTEM.
 - FINISH:
BODY, CLAMP NUT, BUSHING: PASSIVATED.
SOLDER FERRULE, CONTACT: GOLD OVER NICKEL PLATE,
50 µIN MIN GOLD OVER 50 µIN MIN NICKEL.
 - PERFORMANCE:
IMPEDANCE: 50 Ω
FREQUENCY: DC TO 40 GHz
VSWR: 1.18: 1 MAXIMUM
INSERTION LOSS: 0.03 x √f(GHz)
DWV: 950 Vrms
 - PCI PART NUMBER: 3636.
 - BULK PACKAGING OPTION (-B) FOR ORDERS IN INCREMENTS OF 50 PCS.

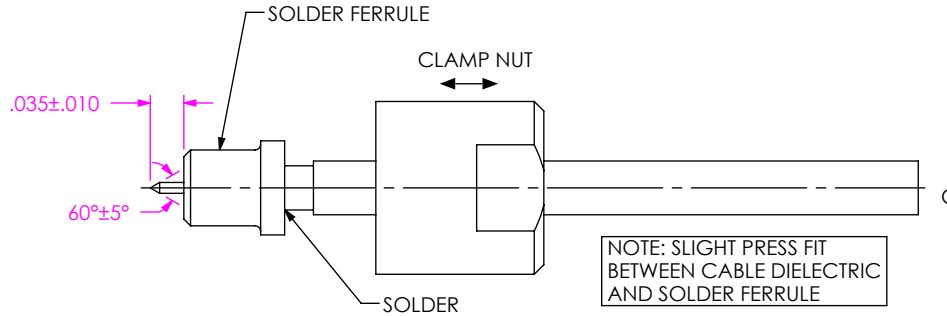
UNLESS OTHERWISE SPECIFIED, DIMENSIONS ARE IN INCHES. TOLERANCES ARE: DECIMALS .XX: ±.01 .XXX: ±.002 .XXXX: ±.0005 ANGLES 1°	* PROPRIETARY NOTE * THIS DOCUMENT CONTAINS CONFIDENTIAL AND PROPRIETARY INFORMATION AND ALL DESIGN, MANUFACTURING, REPRODUCTION, USE, PATENT RIGHTS AND SALES RIGHTS ARE EXPRESSLY RESERVED BY SAMTEC, INC. THIS DOCUMENT SHALL NOT BE DISCLOSED, IN WHOLE OR PART, TO ANY UNAUTHORIZED PERSON OR ENTITY NOR REPRODUCED, TRANSFERRED OR INCORPORATED IN ANY OTHER PROJECT IN ANY MANNER WITHOUT THE EXPRESS WRITTEN CONSENT OF SAMTEC, INC.	
		520 PARK EAST BLVD. NEW ALBANY, IN 47150 PHONE: 812-944-6733 FAX: 812-948-5047 e-Mail info@SAMTEC.com code 55322
DO NOT SCALE DRAWING	SHEET SCALE: 4:1	DESCRIPTION: 2.92MM JACK SOLDER CLAMP FOR .047" SEMI-RIGID CABLE
		DWG. NO. PRF92-P-C-EP-047D-SS-X
		BY: CHRISTIAN S. 04/12/2019 SHEET 1 OF 2

1A. TRIM CABLE TO EXPOSE CENTER DIELECTRIC AS SHOWN.

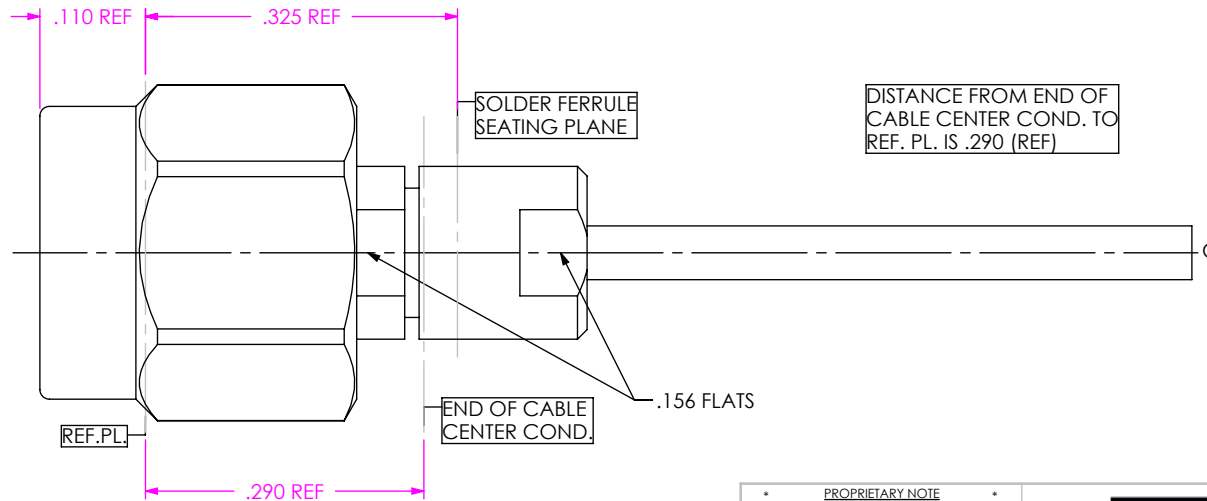


IN-PROCESS VIEW 1

2A. SLIDE CLAMP NUT ONTO CABLE AS SHOWN.
 2B. INSERT CABLE INTO SOLDER FERRULE UNTIL JACKET IS FULLY SEATED IN FERRULE, THEN SOLDER CABLE TO FERRULE
 2C. TRIM CABLE DIELECTRIC FLUSH WITH FERRULE FACE AND POINT CENTER CONDUCTOR AS SHOWN. (DO NOT SCORE CENTER CONDUCTOR)



IN-PROCESS VIEW 2



3A. INSERT CABLE SUB-ASSEMBLY INTO CONNECTOR BODY SOLDER FERRULE IS SEATED AND CABLE CENTER CONDUCTOR PLUGS IN. THEN TIGHTEN CLAMP NUT TO 8-10 IN-LBS

IN-PROCESS VIEW 3

PROPRIETARY NOTE
 THIS DOCUMENT CONTAINS CONFIDENTIAL AND PROPRIETARY INFORMATION AND ALL DESIGN, MANUFACTURING, REPRODUCTION, USE, PATENT RIGHTS AND SALES RIGHTS ARE EXPRESSLY RESERVED BY SAMTEC, INC. THIS DOCUMENT SHALL NOT BE DISCLOSED, IN WHOLE OR PART, TO ANY UNAUTHORIZED PERSON OR ENTITY NOR REPRODUCED, TRANSFERRED OR INCORPORATED IN ANY OTHER PROJECT IN ANY MANNER WITHOUT THE EXPRESS WRITTEN CONSENT OF SAMTEC, INC.



520 PARK EAST BLVD, NEW ALBANY, IN 47150
 PHONE: 812-944-6733 FAX: 812-948-5047
 e-Mail: info@SAMTEC.com code 55322

DO NOT SCALE DRAWING

SHEET SCALE: 5:1

DESCRIPTION: 2.92MM JACK SOLDER CLAMP FOR .047" SEMI-RIGID CABLE

DWG. NO. PRF92-P-C-EP-047D-SS-X

BY: CHRISTIAN S. 04/12/2019 SHEET 2 OF 2