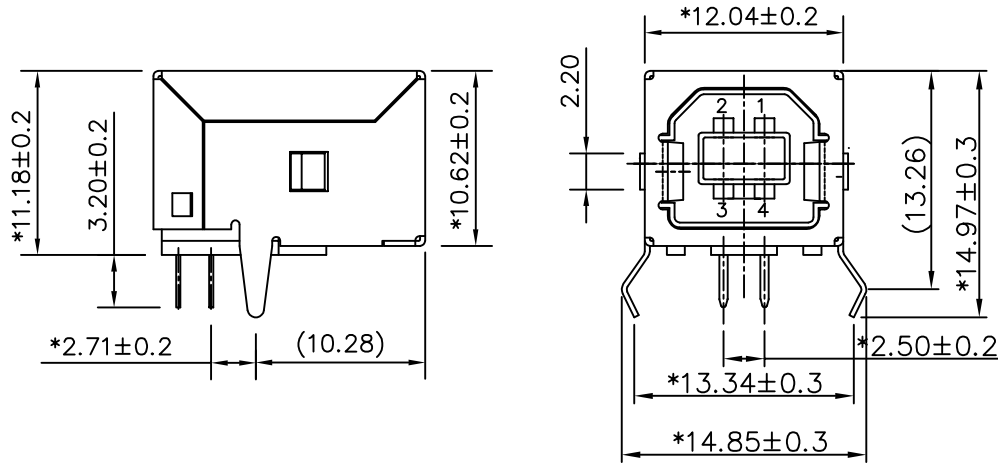


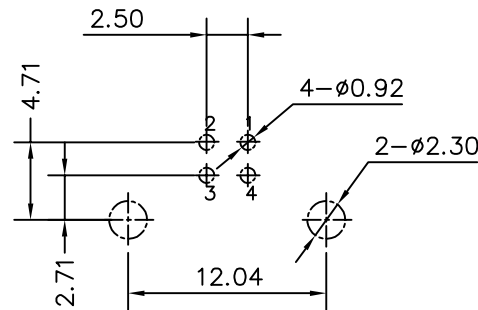
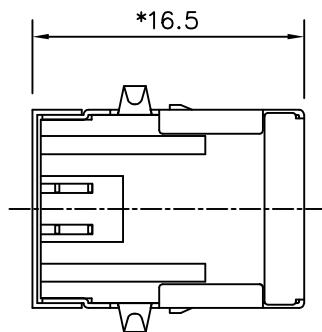
REVISION RECORD		
REV	DESCRIPTION	DRFT
11	OLD DRAWING CHECK IN	APFU 10/12/07
12	MODIFY DRAWING	Yuki 9/19/08
13	REASSIGN PIN NUMBER	Victor 27/03/12



NOTES:

- MATERIAL:
 TERMINAL—C5191 PHOSPHOR BRONZE HARD.
 SHIELD—COPPER ALLOY
 HOUSING—PBT+30% G.F. UL94V-0
 - PLATING: CONTACT—GOLD PLATING OVER NICKEL
 TERMINAL—75u" Tin MIN OVER 50u"~100u" NICKEL \triangle
 SHIELD—120u" TIN MIN OVER 50u" NICKEL.
 OR 100u"~120u" NICKEL OVER 40u" Cu.
 - GAP. 0.25mm (Max.)
 - ELECTRICAL:
 VOLTAGE RATING : 30 VAC RMS.
 CURRENT RATING : 1.0 AMP
 CONTACT RESISTANCE : 30 MILLIOHMS MAX
 INSULATION RESISTANCE : 1000 MEGOHMS MIN @500 VDC
 DIELECTRIC STRENGTH : 750 VAC RMS 60 HZ, 1 MIN
 OPERATING LIFE : 1500 CYCLES MIN
 MATING FORCE : 3.5 KGS MAX
 UNMATING FORE : 1 KGS MIN
 - ENVIRONMENTAL:
 STORAGE : -40°C TO +85°C
 OPERATION : -40°C TO +85°C
 CAPACITANCE : 2 PF MAX 1KHZ
 WAVE SOLDER TEMPERATURE: 230-250°C.(3-5 SECONDS)
 ROHS COMPLIANT
 - UL & CUL FILE NO. E163191
- OLD DRAWING NUMBER:GE813A02-LC

ROHS P/N	REV	MATERIAL	SHIELD PLATING	PLATING
E8144-B01321-L	A	PBT WHITE	PLATING NICKEL	Au3u"



USB-PCB LAYOUT

MM (INCH)		DFTO SAMMY	DATE 03/14/05		RoHS Compliant
TOLERANCES EXCEPT AS NOTED		CHKD ALICE	DATE 3/29/2012		
MM	±	APPLV.TIM	DATE 3/29/2012	TITLE	
.0 ± 0.20	±	MATERIAL :		USB Series B	
.00 ± 0.15	±	ANGLES ± 0.5°		4-Position Dip Type	
.000 ± 0.075	±	THIRD ANGLE PROJECTION		DRAWING NO. E8144-B0XX2X-L2	
FINISH :		SCALE : 3:1		/PART NO. E8144-B0XX2X-L2	
DO NOT SCALE DRAWING		SHEET 1 OF 1		SIZE	REV
				A3	13