

Slide Potentiometer

Model PS100



Features:

- Single / dual gang
- 100 mm travel
- 100,000 cycle life
- Metal shaft
- RoHS compliant



Model Styles Available

Single Gang , 100mm Travel	PS100 -1
Dual Gang , 100mm Travel	PS100 -2

Electrical

Resistance Range, Ohms	500 -1M
Standard Resistance Tolerance	± 20%
Resistance Tapers	A,B,C
Residual Resistance, Max.	Term. 1-2 : 10 ohms, Term 2-3: 30 ohms
Input Voltage, Maximum	200Vdc
Power rating, Watts	Linear B taper: 0.25W Other tapers: 0.125W
Dielectric Strength	300Vac, 1 minute
Insulation Resistance, Minimum	100M ohms at 250Vdc/ 1 minute
Sliding Noise	Less than 100mV
Gang Error	±3dB (-40dB to 0dB)

Mechanical

Static Stop Strength, Minimum	10.0 Kgf-cm
Operating Force	30gf max.

Durability

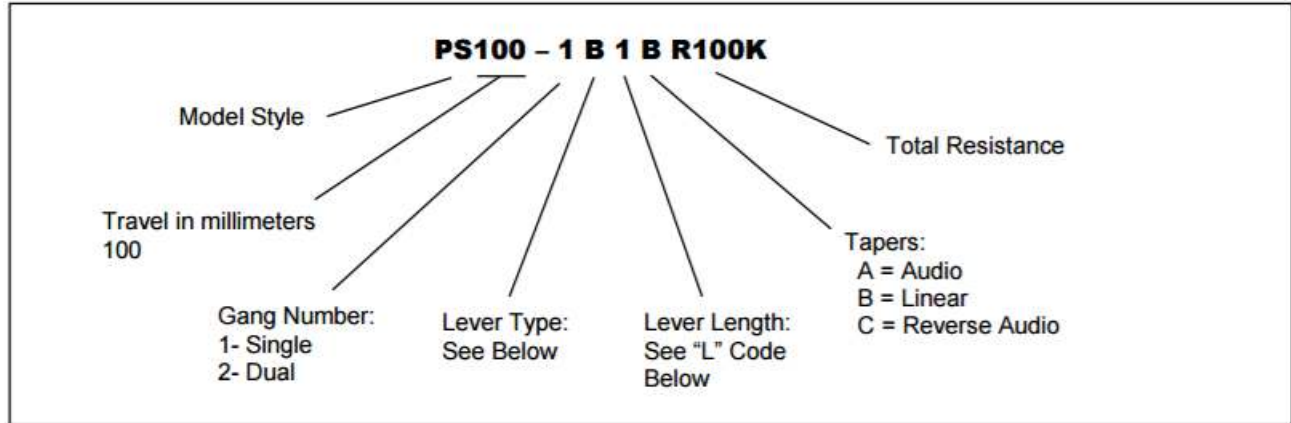
Sliding Life	100,000 cycles
--------------	----------------

General Note
TT Electronics reserves the right to make changes in product specification without notice or liability. All information is subject to TT Electronics' own data and is considered accurate at time of going to print.

© TT electronics plc

TT Electronics | BI Technologies
413 Rood RD, Suite 7
Calexico, CA 92231
Ph: +1 714 447 2345
www.ttelectronics.com/bi-technologies

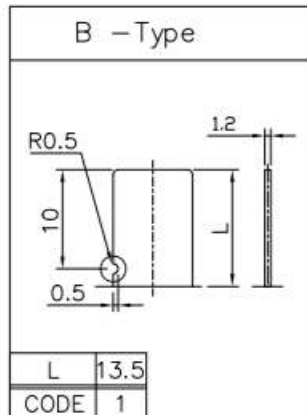
Ordering



Standard Resistance Values, ohms

500	1K	2K	5K	10K	20K	50K	100K	200K	500K	1 MEG
-----	----	----	----	-----	-----	-----	------	------	------	-------

Metal Lever Types



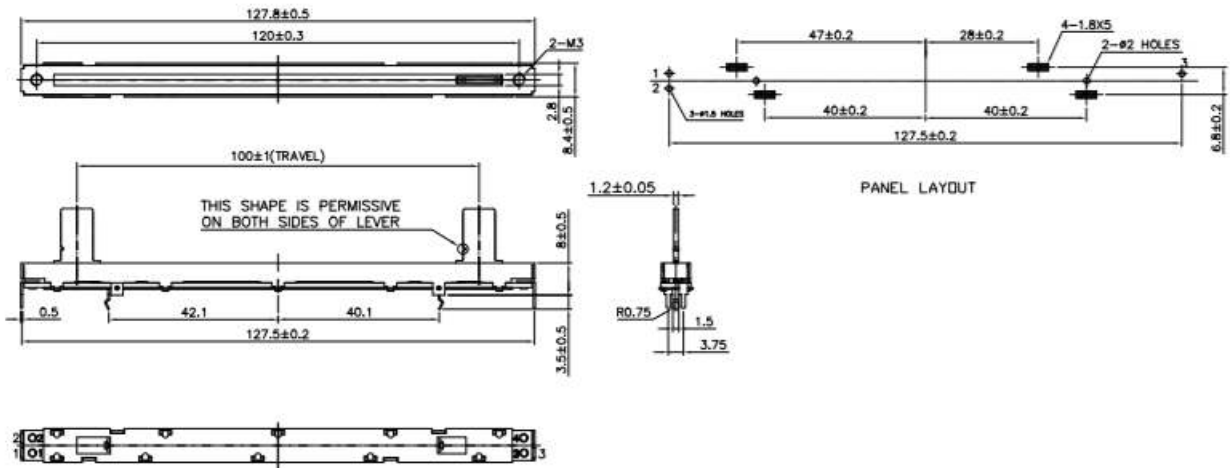
Slide Potentiometer

Model PS100

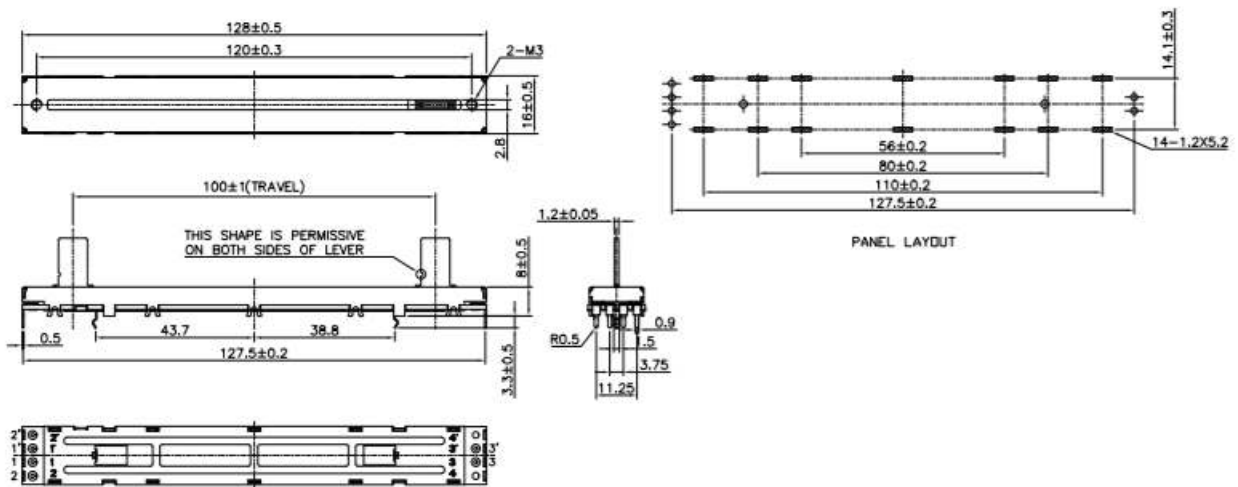


Outline Drawings

PS100-1 Single Gang

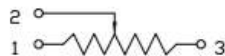


PS100-2 Dual Gang

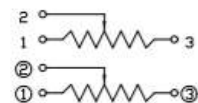


Circuit Diagram

PS100-1 Single Gang



PS100-2 Dual Gang



General Note

TT Electronics reserves the right to make changes in product specification without notice or liability. All information is subject to TT Electronics' own data and is considered accurate at time of going to print.

© TT electronics plc

TT Electronics | BI Technologies
 413 Rood RD, Suite 7
 Calexico, CA 92231
 Ph: +1 714 447 2345
www.ttelectronics.com/bi-technologies