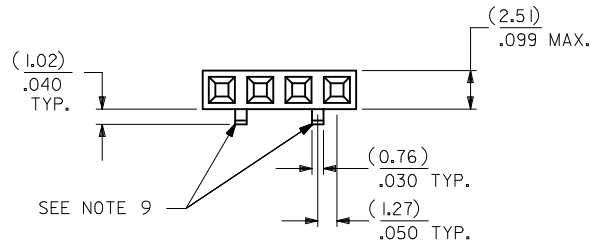
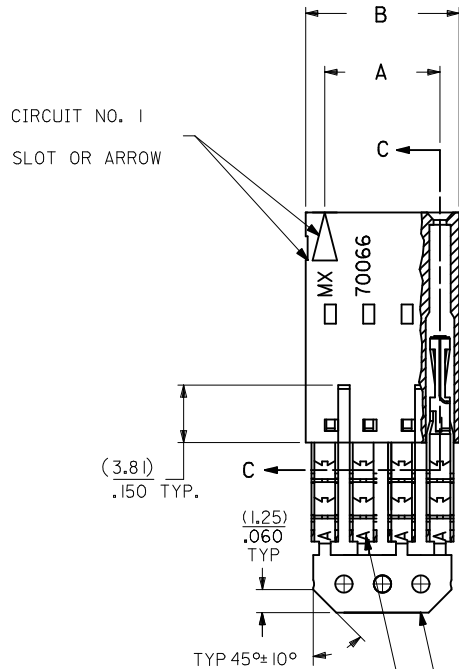
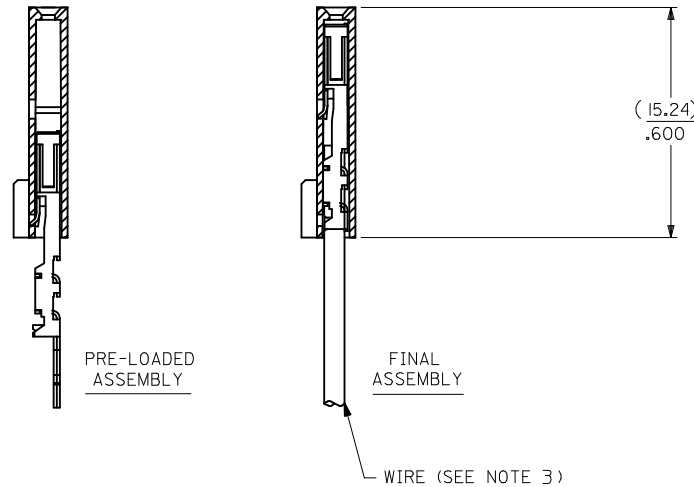


# OPTION D

- NOTES:
- MATERIAL:  
HOUSING: POLYESTER(PBT), GLASS FILLED, UL94 V-0,  
COLOR: BLACK  
TERMINAL: PHOSPHOR BRONZE
  - FINISH:  
30 GOLD: 0.76 MICROMETERS/30 MICROINCHES MINIMUM GOLD IN  
1.91 MICROMETERS/75 MICROINCHES MINIMUM TIN  
OVER NICKEL UNDERPLATE OVERALL
  - TO BE USED WITH 24 AWG STRANDED WIRE WITH (1.35)/.053  
DIAMETER MAXIMUM INSULATION
  - SEE TABLE FOR AVAILABLE CIRCUIT SIZES
  - STANDARD PACKAGING PER PK-70873-0001. OPTIONAL PACKAGING  
MAY BE AVAILABLE, REQUEST DRAWING PK-70400
  - PARTS STACKABLE END TO END ON (2.54)/.100 CENTERS
  - PRODUCT SPECIFICATION: PS-70400
  - SEE DRAWING SDA-70400-\*\*\*\* (SHEET 3) FOR OPTIONAL  
HOUSING DETAILS
  - 4 CIRCUIT SHOWN, 3-25 CIRCUITS HAVE 2 RIBS
  - TO MATE WITH MOLEX PART NUMBERS: 70004-\*\*\*\* & 70013-\*\*\*\*
  - 2 CIRCUIT ASSEMBLES SUPPLIED AS GROUPED PAIRS



## SECTION C-C



CKT. SIZE	A	B	EDP. NO.
2	( 2.54 ) .100	( 5.05 ) .199	14-56-4021
3	( 5.08 ) .200	( 7.59 ) .299	14-56-4031
4	( 7.62 ) .300	( 10.13 ) .399	14-56-4041
5	( 10.16 ) .400	( 12.67 ) .499	14-56-4051
6	( 12.70 ) .500	( 15.21 ) .599	14-56-4061
7	( 15.24 ) .600	( 17.75 ) .699	14-56-4071
8	( 17.78 ) .700	( 20.29 ) .799	14-56-4081
9	( 20.32 ) .800	( 22.83 ) .899	14-56-4091
10	( 22.86 ) .900	( 25.37 ) .999	14-56-4101
11	( 25.54 ) 1.000	( 27.91 ) 1.099	14-56-4111
12	( 27.94 ) 1.100	( 30.45 ) 1.199	14-56-4121
13	( 30.48 ) 1.200	( 32.99 ) 1.299	14-56-4131
14	( 33.02 ) 1.300	( 35.53 ) 1.399	14-56-4141
15	( 35.56 ) 1.400	( 38.07 ) 1.499	14-56-4151
16	( 38.01 ) 1.500	( 40.61 ) 1.599	14-56-4161
17	( 40.64 ) 1.600	( 43.15 ) 1.699	14-56-4171
18	( 43.18 ) 1.700	( 45.69 ) 1.799	14-56-4181
19	( 45.72 ) 1.800	( 48.23 ) 1.899	14-56-4191
20	( 48.26 ) 1.900	( 50.77 ) 1.999	14-56-4201
21	( 50.80 ) 2.000	( 53.31 ) 2.099	14-56-4211
22	( 53.34 ) 2.100	( 55.85 ) 2.199	14-56-4221
23	( 55.88 ) 2.200	( 58.39 ) 2.299	14-56-4231
24	( 58.42 ) 2.300	( 60.93 ) 2.399	14-56-4241
25	( 60.96 ) 2.400	( 63.47 ) 2.499	14-56-4251

I.D. SLOT CODE TO WIRE GAUGE CHART	
I.D. SLOT CODE	WIRE GAUGE
A	24 AWG.

PLATING CODE (STRIPE ON CARRIER STRIP)	
PLATING	COLOR
30 GOLD	RED

REMOVE ENG NO. EC NO: UCP2011-1110 2010/10/19 DRWINMSI BARRA 2010/10/19 CHKD:JORGAN 2010/11/24 APPR:SMILLER	QUALITY SYMBOLS ▽=0 ▽=0 ▽=0	GENERAL TOLERANCES (UNLESS SPECIFIED)	DIMENSION STYLE MM/IN	SCALE	DESIGN UNITS INCH	THIRD ANGLE PROJECTION
		4 PLACES ± --- ± --- 3 PLACES ± --- ± .010 2 PLACES ± 0.25 ± .014 1 PLACE ± 0.35 ± --- ANGULAR ± 1/2°	DRAWN BY MSI BARRA DATE 2010/10/19 CHECKED BY WAZ DATE 1984/10/10 APPROVED BY SMILLER DATE 2010/11/24	TITLE ASSEMBLY, SL CONNECTOR SINGLE ROW 2.54/.100 GRID	MATERIAL NO. SEE TABLE	
DRAFT WHERE APPLICABLE MUST REMAIN WITHIN DIMENSIONS		THIS DRAWING CONTAINS INFORMATION THAT IS PROPRIETARY TO MOLEX INCORPORATED AND SHOULD NOT BE USED WITHOUT WRITTEN PERMISSION				