



**EMG 50-LG**

Order No.: 2947242

<http://eshop.phoenixcontact.de/phoenix/treeViewClick.do?UID=2947242>Electronic housing, for PCB insertion, without screw connection  
terminal blocks and cover

| Commercial data          |   |
|--------------------------|---|
| GTIN (EAN)               | <br>4 017918 082680 |
| sales group              | F001  |
| Pack                     | 5 pcs.  |
| Customs tariff           | 85472000  |
| Catalog page information | Page 547 (CC-2009)  |

## Product notes

WEEE/RoHS-compliant since:  
04/04/2005

<http://www.download.phoenixcontact.com>  
Please note that the data given here has been taken from the online catalog. For comprehensive information and data, please refer to the user documentation. The General Terms and Conditions of Use apply to Internet downloads.

| Technical data   |                                |
|------------------|--------------------------------|
| <b>General</b>   |                                |
| Housing type     | Component housing              |
| Housing material | Polycarbonate fiber reinforced |
| Color            | green                          |

**Dimensions / positions**

|                     |       |
|---------------------|-------|
| Length              | 75 mm |
| Width               | 50 mm |
| Number of positions | 18    |
| Pitch               | 5 mm  |

**Technical data**

|   |                    |
|---|--------------------|
| Ambient temperature (operation)                               | -40 °C ... 125 °C  |
| Inflammability class acc. to UL 94                            | V0                 |
| Power dissipation at 20°C in the horizontal mounting position | 2.3 W 2.6 W 7.5 mm |
|   | 2.8 W 3.4 W 15 mm  |
|   | 4.7 W 6 W 52 mm    |

**Connection data**

|  |                     |
|--|---------------------|
| Conductor cross section solid min.     | 0.2 mm <sup>2</sup> |
| Conductor cross section solid max.     | 4 mm <sup>2</sup>   |
| Conductor cross section stranded min.  | 0.2 mm <sup>2</sup> |
| Conductor cross section stranded max.  | 2.5 mm <sup>2</sup> |
| Conductor cross section AWG/kcmil min. | 24                  |
| Conductor cross section AWG/kcmil max  | 12                  |
| Stripping length                       | 8 mm                |

**Accessories**

| Item | Designation | Description |
|------|-------------|-------------|
|------|-------------|-------------|

**Assembly**

|         |        |   |
|---------|--------|---|
| 2941510 | EMG-KA | Terminal block/screw cover, set consisting of 50 strips each for terminal blocks and screw openings, 1 strip covers 12 terminal points. |
| 2941510 | EMG-KA | Terminal block/screw cover, set consisting of 50 strips each for terminal blocks and screw openings, 1 strip covers 12 terminal points. |

**General**

|         |            |  |
|---------|------------|--|
| 2947255 | P 1-EMG 50 | PCB for assembling electronic components |
|---------|------------|--|

**Marking**

|         |            |                               |
|---------|------------|-------------------------------|
| 2947035 | EMG-GKS 12 | Equipment marker, width 12 mm |
| 2947035 | EMG-GKS 12 | Equipment marker, width 12 mm |

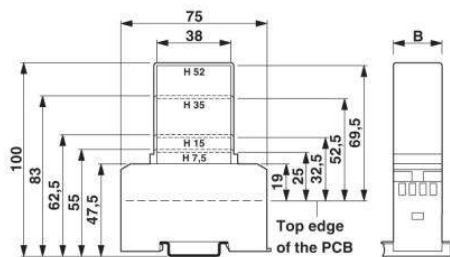
|         |            |                                   |
|---------|------------|-----------------------------------|
| 2941594 | EMG-GKS 22 | Equipment marker tag, width 22 mm |
| 2941594 | EMG-GKS 22 | Equipment marker tag, width 22 mm |

**Additional products**

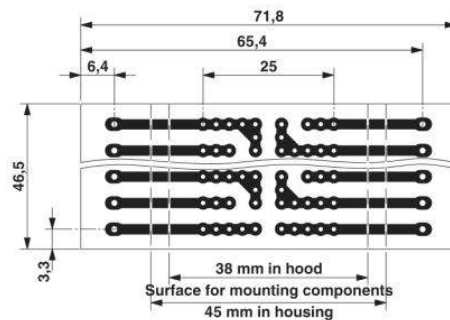
| Item            | Designation         | Description  |
|-----------------|---------------------|--|
| <b>Assembly</b> |                     |  |
| 2947925         | EMG 50-H 7,5MM KLAR | Covering hood, for the contact and dust-protected encapsulation of the components, in transparent design. Height: 7.5 mm, width: 50 mm |
| 2947938         | EMG 50-H 15MM KLAR  | Covering hood, for the contact and dust-protected encapsulation of the components, in transparent design. Height: 15 mm, width: 50 mm  |
| 2947941         | EMG 50-H 52MM GN    | Covering hood, for the contact and dust-protected encapsulation of the components, in green design. Height: 52 mm, width: 50 mm        |

**Diagrams/Drawings**

Dimensioned drawing



1 = Top edge of the PCB  
 B = Housing width



Pitch 5 mm  
 a = Area for mounting components, 38 mm in the hood  
 b = Area for mounting components, 45 mm in the housing

EMG 50-LG Order No.: 2947242

<http://eshop.phoenixcontact.de/phoenix/treeViewClick.do?UID=2947242>

---

**Address**

PHOENIX CONTACT Deutschland GmbH  
Flachmarktstr. 8  
32825 Blomberg, Germany  
Phone +49 5235 3 12000  
Fax +49 5235 3 41200  
<http://www.phoenixcontact.de>



© 2011 Phoenix Contact  
Technical modifications reserved;