

## Relay connectors - ST-REL4-KG 24/ 1- 1 - 2852353


Please be informed that the data shown in this PDF Document is generated from our Online Catalog. Please find the complete data in the user's documentation. Our General Terms of Use for Downloads are valid (<http://phoenixcontact.com/download>)



Relay connector, fitted with miniature switching relay, contacts (AgNi): Medium to large loads, 2 N/O contacts, 24 V AC/DC input voltage, with light indicator, can be plugged into basic terminal blocks



### Key commercial data

Packing unit	1 pc
GTIN	 4 017918 078645
Weight per Piece (excluding packing)	49.36 GRM
Custom tariff number	85364190
Country of origin	Germany

### Technical data

#### Dimensions

Width	27 mm
Height	33 mm
Depth	66.5 mm

#### Ambient conditions

Ambient temperature (operation)	-20 °C ... 50 °C
Ambient temperature (storage/transport)	-20 °C ... 70 °C

#### Coil side

Nominal input voltage $U_N$	24 V AC/DC
Input voltage range in reference to $U_N$	0.8 ... 1.1
Typical input current at $U_N$	19 mA
Typical response time	9 ms (with DC)
Typical release time	10 ms (with DC)

## Relay connectors - ST-REL4-KG 24/ 1- 1 - 2852353

### Technical data

#### Coil side

Operating voltage display	Yes
Protective circuit	Bridge rectifier Bridge rectifier
	Surge protection Varistor

#### Contact side

Contact type	Single contact, 2 N/O contact
Contact material	AgNi
Maximum switching voltage	250 V AC/DC
Maximum inrush current	6 A
Limiting continuous current	5 A
Interrupting rating (ohmic load) max.	120 W (at 24 V DC)
	85 W (at 48 V DC)
	60 W (at 60 V DC)
	40 W (at 110 V DC)
	60 W (at 220 V DC)
	1250 VA (for 250 V AC)

#### General

Test voltage relay winding/relay contact	2.5 kV AC (50 Hz, 1 min.)
Test voltage N/O contact/N/O contact	2 kV AC (50 Hz, 1 min.)
Operating mode	100% operating factor
Mechanical service life	Approx. $2 \times 10^7$ cycles
Standards/regulations	DIN VDE 0110b, Gr. C for 250 V DC
	IEC 60255/DIN VDE 0435 (in relevant parts)
	DIN EN 50178/DIN VDE 0160 (in relevant parts)
	EN 60730/DIN VDE 0631
	DIN VDE 0160 (in relevant parts)

### Classifications

#### eCl@ss

eCl@ss 4.0	27371104
eCl@ss 4.1	27371104
eCl@ss 5.0	27371001
eCl@ss 5.1	27371001
eCl@ss 6.0	27371001
eCl@ss 7.0	27371001
eCl@ss 8.0	27371001

# Relay connectors - ST-REL4-KG 24/ 1- 1 - 2852353

## Classifications

### ETIM

ETIM 2.0	EC000196
ETIM 3.0	EC000196
ETIM 4.0	EC000196
ETIM 5.0	EC000196

### UNSPSC

UNSPSC 6.01	30211916
UNSPSC 7.0901	39121515
UNSPSC 11	39121515
UNSPSC 12.01	39121515
UNSPSC 13.2	39121515

## Approvals

### Approvals

---

### Approvals

### GOST / GOST

---



### Ex Approvals

---

### Approvals submitted

---

## Approval details



## Drawings

# Relay connectors - ST-REL4-KG 24/ 1- 1 - 2852353

Circuit diagram

