INACTIVE 11/8/77

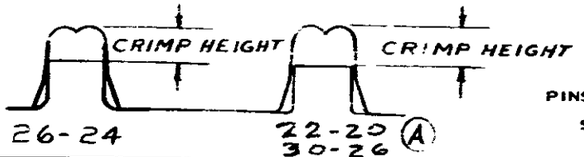

WIRE CRIMP				TERMINAL CRIMP HEIGHT
CRIMP SYMBOL	DIM	GO	NO GO	
26-24	F	.0278	.0318	.0325 /
	D	.0364	.0393	/ .0295
A 22-20 30-26	F	.0348	.0388	.0415 /
	D	.0432	.0464	/ .0375

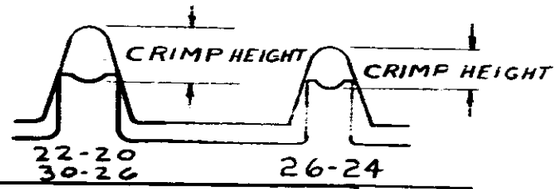

INSULATION CRIMP				TERMINAL CRIMP HEIGHT
CRIMP SYMBOL	DIM	GO	NO GO	
26-24	O	.0575	.0665	.0675 /
				/ .0585
A 22-20 30-26	O	.0615	.0705	.0715 /
				/ .0625

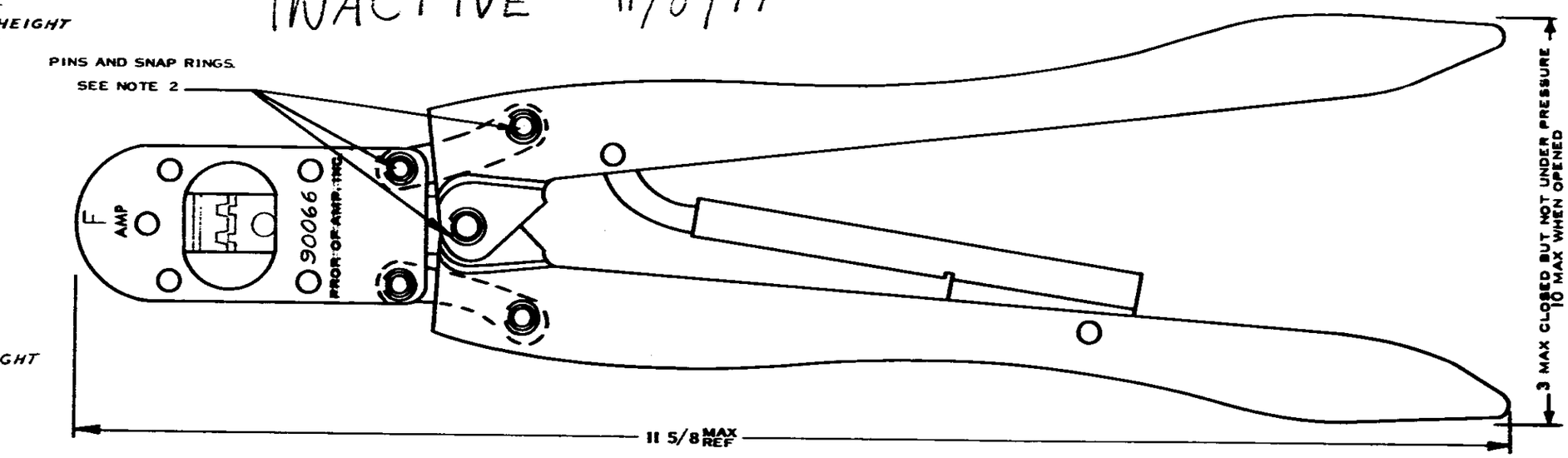



INACTIVE, REFER TO IS SHEET 7070 11/8/77

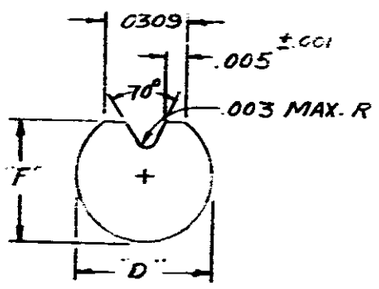

WIRE CRIMP
26-24

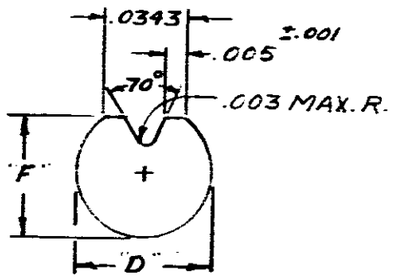

WIRE CRIMP
22-20 & 30-26

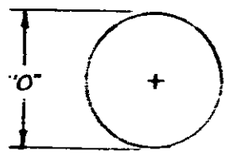

BOTH INSULATION CRIMPS

ENLARGED END VIEW OF GAGES

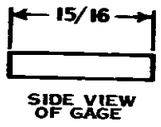

SIDE VIEW OF GAGE



DOUBLE END HANDLE A.G.D. STD.

SUGGESTED GAGE DESIGN INACTIVE

1 CRIMP GAGE DIMENSIONS APPLY WHEN TOOL IS CLOSED OR BOTTOMED BUT NOT UNDER PRESSURE.

2 FOR REPLACEMENT OF PARTS SUCH AS PINS AND SNAP RINGS. ORDER REPAIR KIT NO. 125218-3.

3 FOR REPLACEMENT OF PARTS OTHER THAN PINS AND SNAP RINGS. TOOL IS TO BE RETURNED TO AMP INC., HARRISBURG, PENNA TO INSURE PROPER CERTI-CRIMP ADJUSTMENT.

A 4 FOR TOOL USAGE. SEE INSTRUCTION SHEET NO. 7070.

5 HAND TOOL CAN BE CHECKED BY MEASURING TERMINAL CRIMP HEIGHT.

LTR	REVISION RECORD	DR	CHK	DATE
B	INACTIVE PER ECN HT-1113	SG		8/8/77
A	ADDED "30-26" TO 22-20 C. AREA & I.S. 7070 WAS 7071 IN NOTE #4	HT-641		8/9/63

NUM. 90066

©1963 BY AMP INCORPORATED. ALL RIGHTS RESERVED.
AMP PRODUCTS COVERED BY PATENTS AND/OR PATENTS PENDING.

CUSTOMER COPY REFERENCE ONLY

DR B.J. Brett 1-23-63
CHK K. [illegible] 1-23-63
DE B.J. Brett 1-23-63
APP [illegible]

MATERIAL AND FINISH —//—
WIRE – RANGE – INSULATION —//— —//—
TOLERANCE EXCEPT AS NOTED —//—
SCALE —//—

AMP INCORPORATED HARRISBURG, PENNA

CLASS —//—
TYPE —//—
LOC R B NO C-90066 REV B

NAME STRAIGHT ACTION HAND TOOL

DIMENSIONS IN INCHES DO NOT SCALE PRINT

PRINT DATA 55

AMP 1253-1 REV 8/61