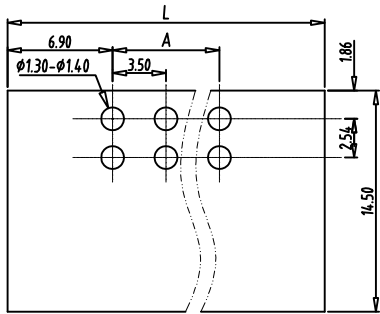
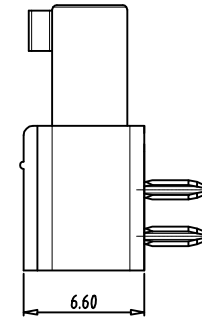
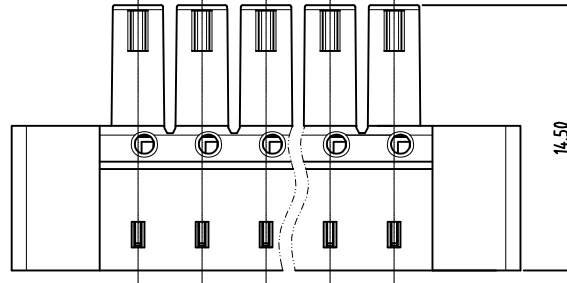
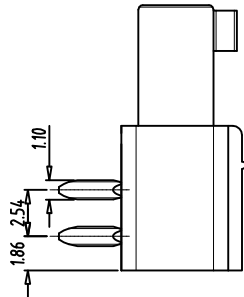
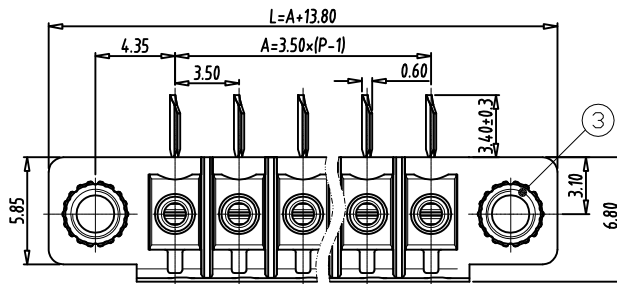


Transfer or duplication of this document as well as the utilisation or communication of its content are not permitted unless express consent is granted. Violations give rise to claims for damages. All rights reserved in case of patent, utility model or design patent registrations.



PCB LAYOUT



Technical data

- 1.Nominal voltage: 300V/8A  
PITCH:3.5 mm
- 2.Insulation Withstanding Voltage:  
AC 1600V/MIN
- 3.Insulation Resistance:  
500MΩ or more at DC500V
- 4.Operating temperature range:-40°C ~115°C
- 5.Soldering temperature range:250°C/5sec
- 6.Safety approval:
- 7.RoHS Compliance

Part No.:

**OSTV7XX1251**

- |              |                     |
|--------------|---------------------|
| No. of Poles | COLOR               |
| 02 2 Poles   | 0: Black            |
| 03 3 Poles   | 2: Red              |
| ...          | 3: Orange           |
| 24 24 Poles  | 4: Yellow           |
|              | 5: Green (Standard) |
|              | 6: Blue             |
|              | 8: Grey             |
- Nonstandard colors  
Mins could apply

3	NUT	BRASS	
2	PIN	COPPER	TIN PLATED
1	BODY	PA66 UL94V-0	ALL COLOR
ITEM	NAME OF PART	MATERIAL	NOTES
DWG	Marvin Zhang	DATE 2019.01.15	UNITS: MM SHEET: 1 OF 1 Tolerance
CHK.	Marvin Zhang	DATE 2019.01.15	SCALE: NONE 4:1 (:) REV: A X. ±0.50
APP.		DATE	TITLE: OSTV7 Series 3.5 MM X.X ±0.30
			W/F 90° Right Angle X.XX ±0.10
			PART NO. OSTV7XX1251 X° ±1°
			DWG NO. OSTV7XX1251.dwg

B	△			
REV	SIGN	DESCRIPTION	CHK.	DATE



ON-SHORE TECHNOLOGY, INC.