



SBM1060VCT

ULTRA LOW VF SCHOTTKY RECTIFIER

VOLTAGE 60 Volt **CURRENT** 10 Ampere

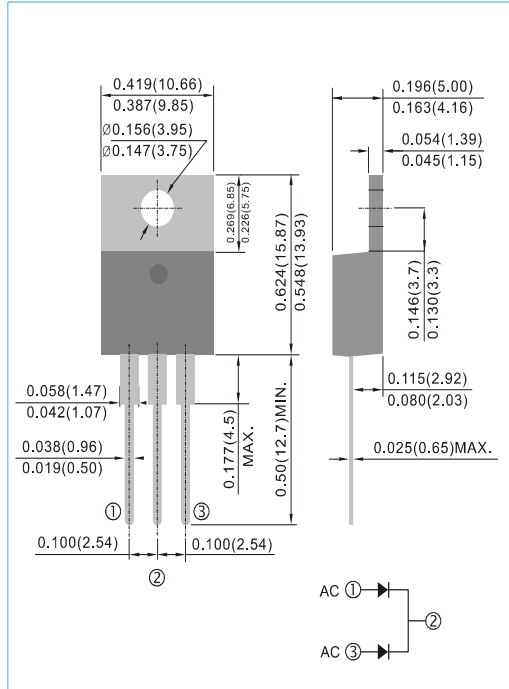
FEATURES

- Ultra Low forward voltage drop, low power loss
- High efficiency operation
- Lead free in compliance with EU RoHS 2011/65/EU directive
- Green molding compound as per IEC61249 Std. . (Halogen Free)

MECHANICAL DATA

- Case : TO-220AB, Plastic
- Terminals : Solderable per MIL-STD-750, Method 2026
- Weight: 0.067 ounces, 1.89 grams

TO-220AB Unit : inch(mm)



MAXIMUM RATINGS($T_A=25^{\circ}\text{C}$ unless otherwise noted)

PARAMETER	SYMBOL	VALUE	UNIT
Maximum repetitive peak reverse voltage	V_{RRM}	60	V
Maximum rms voltage	V_{RMS}	42	V
Maximum dc blocking voltage	V_R	60	V
Maximum average forward rectified current	$I_{F(AV)}$	10 5	A
Peak forward surge current : 8.3ms single half sine-wave superimposed on rated load	I_{FSM}	120	A
Typical junction capacitance ($V_R=4V$, $f=1\text{MHz}$)	C_J	300	pF
Typical thermal resistance per diode (Note 1)	$R_{\theta JC}$	2	$^{\circ}\text{C/W}$
Operating junction temperature range	T_J	-55 to + 150	$^{\circ}\text{C}$
Storage temperature range	T_{STG}	-55 to + 150	$^{\circ}\text{C}$

Note : 1. Mounted on infinite heatsink.



SBM1060VCT

ELECTRICAL CHARACTERISTICS($T_A=25^\circ\text{C}$ unless otherwise noted)

PARAMETER	SYMBOL	TEST CONDITIONS	MIN.	TYP.	MAX.	UNIT
Breakdown voltage per diode	V_{BR}	$I_R=0.5\text{mA}$	60	-	-	V
Instantaneous forward voltage per diode	V_F	$I_F=1\text{A}$ $I_F=3\text{A}$ $I_F=5\text{A}$ $T_J=25^\circ\text{C}$	-	0.32 0.4 0.46	- - 0.52	V
		$I_F=1\text{A}$ $I_F=3\text{A}$ $T_J=125^\circ\text{C}$	- -	0.24 0.36	- -	V
Reverse current per diode	I_R	$V_R=48\text{V}$	-	40	-	A
		$V_R=60\text{V}$ $T_J=25^\circ\text{C}$ $T_J=125^\circ\text{C}$	- -	- 12	220 -	A mA

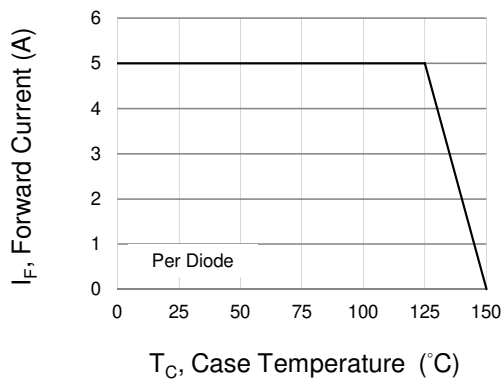


Fig.1 Forward Current Derating Curve

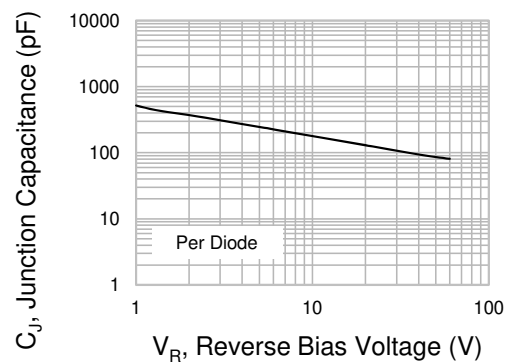


Fig.2 Typical Junction Capacitance

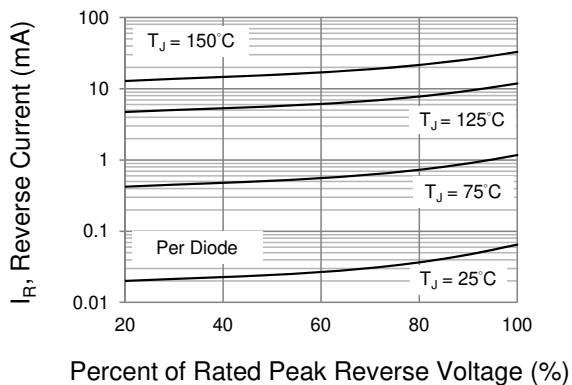


Fig.3 Typical Reverse Characteristics

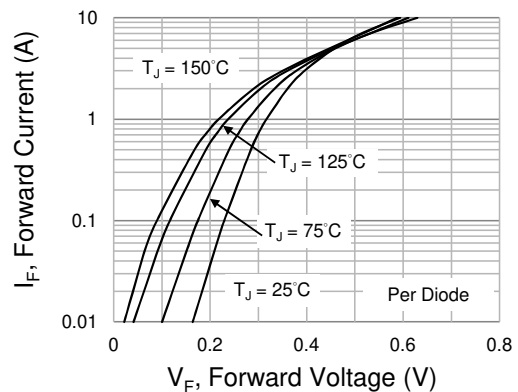


Fig.4 Typical Forward Characteristics



SBM1060VCT

Part No_packing code_Version

SBM1060VCT_T0_00001

For example :

RB500V-40_R2_00001



Packing Code XX				Version Code XXXXX		
Packing type	1 st Code	Packing size code	2 nd Code	HF or RoHS	1 st Code	2 nd ~5 th Code
Tape and Ammunition Box (T/B)	A	N/A	0	HF	0	serial number
Tape and Reel (T/R)	R	7"	1	RoHS	1	serial number
Bulk Packing (B/P)	B	13"	2			
Tube Packing (T/P)	T	26mm	X			
Tape and Reel (Right Oriented) (TRR)	S	52mm	Y			
Tape and Reel (Left Oriented) (TRL)	L	PANASERT T/B CATHODE UP (PBCU)	U			
FORMING	F	PANASERT T/B CATHODE DOWN (PBCD)	D			



SBM1060VCT

Disclaimer

- Reproducing and modifying information of the document is prohibited without permission from Panjit International Inc..
- Panjit International Inc. reserves the rights to make changes of the content herein the document anytime without notification. Please refer to our website for the latest document.
- Panjit International Inc. disclaims any and all liability arising out of the application or use of any product including damages incidentally and consequentially occurred.
- Panjit International Inc. does not assume any and all implied warranties, including warranties of fitness for particular purpose, non-infringement and merchantability.
- Applications shown on the herein document are examples of standard use and operation. Customers are responsible in comprehending the suitable use in particular applications. Panjit International Inc. makes no representation or warranty that such applications will be suitable for the specified use without further testing or modification.
- The products shown herein are not designed and authorized for equipments requiring high level of reliability or relating to human life and for any applications concerning life-saving or life-sustaining, such as medical instruments, transportation equipment, aerospace machinery et cetera. Customers using or selling these products for use in such applications do so at their own risk and agree to fully indemnify Panjit International Inc. for any damages resulting from such improper use or sale.
- Since Panjit uses lot number as the tracking base, please provide the lot number for tracking when complaining.