

Description: 1608 0.7G-2.7GHz Low Pass Filter

PART NUMBER: LPF1608LL56RWHEXA

Features:

- Compact size : 1.6x0.8x0.6mm
- RoHS compliant

Applications:

- LTE(0.7-2.7GHz)

ELECTRICAL SPECIFICATIONS

DESCRIPTION	Value
Pass Band	698~2700 MHz
Impedance	50Ω
Insertion Loss	0.5dB (Max) at 25°C
V.S.W.R	1.6(Max)
Attenuation	30dB (Min).@4800~8000 MHz 25dB (Min).@8500~12500 MHz
Operating Temperature	-40 ~ 85°C

In the effort to improve our products, we reserve the right to make changes judged to be necessary.

CONFIDENTIAL AND PROPRIETARY INFORMATION

This document contains confidential and proprietary information of Pulse Electronics, Inc. (Pulse) and is protected by copyright, trade secret and other state and federal laws. Its receipt or possession does not convey any rights to reproduce, disclose its contents, or to manufacture, use or sell anything it may describe. Reproduction, disclosure or use without specific written authorization of Pulse is strictly forbidden.

For more information:



Pulse Worldwide Headquarters
15255 Innovation Drive #100
San Diego, CA 92128
USA
Tel:1-858-674-8100

Pulse/Larsen Antennas
18110 SE 34th St Bldg 2 Suite 250
Vancouver, WA 98683
USA
Tel: 1-360-944-7551

Europe Headquarters
Pulse GmbH & Do, KG
Zeppelinstrasse 15
Herrenberg, Germany
Tel: 49 7032 7806 0

Pulse (Suzhou) Wireless Products Co, Inc.
99 Huo Ju Road(#29 Bldg,4th Phase
Suzhou New District
Jiangsu Province, Suzhou 215009 PR China
Tel: 86 512 6807 9998

Description: 1608 0.7G-2.7GHz Low Pass Filter

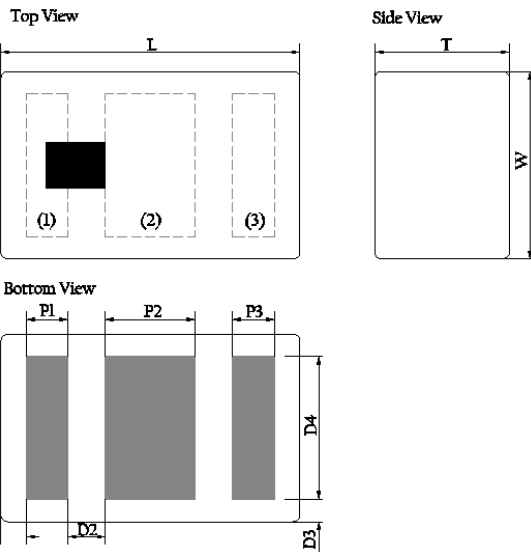
PART NUMBER: LPF1608LL56RWHEXA

MECHANICAL DIMENSION

Outline

Termination

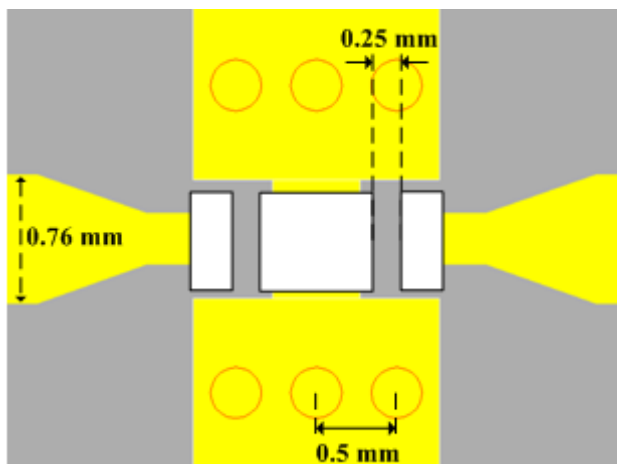
Mechanical



Terminal name	Function
(1)	In/Out
(2)	GND
(3)	In/Out

	Dimension
L (mm)	1.60 ± 0.15
W (mm)	0.80 ± 0.15
T (mm)	0.60 ± 0.15
P1 (mm)	0.25 ± 0.10
P2 (mm)	0.40 ± 0.10
P3 (mm)	0.25 ± 0.10
D1 (mm)	0.10 ± 0.10
D2 (mm)	0.25 ± 0.10
D3 (mm)	0.10 ± 0.10
D4 (mm)	0.60 ± 0.10

Reference design of EVB



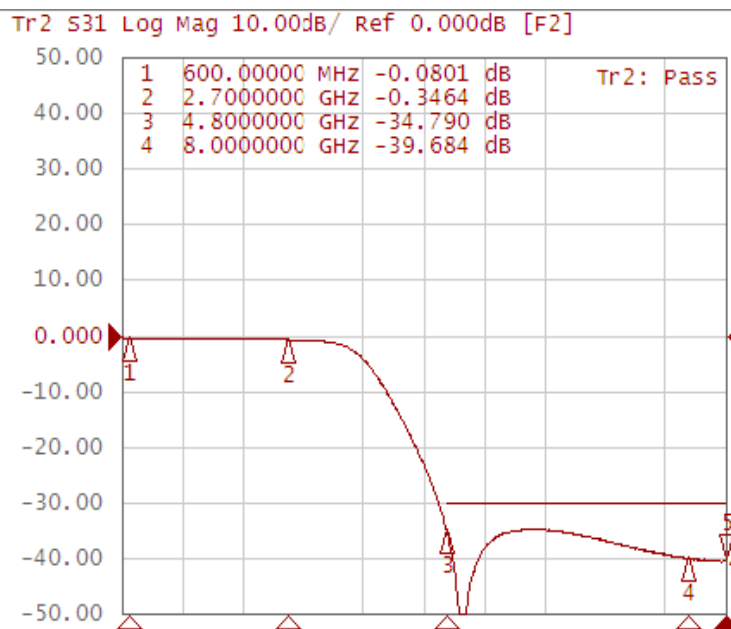
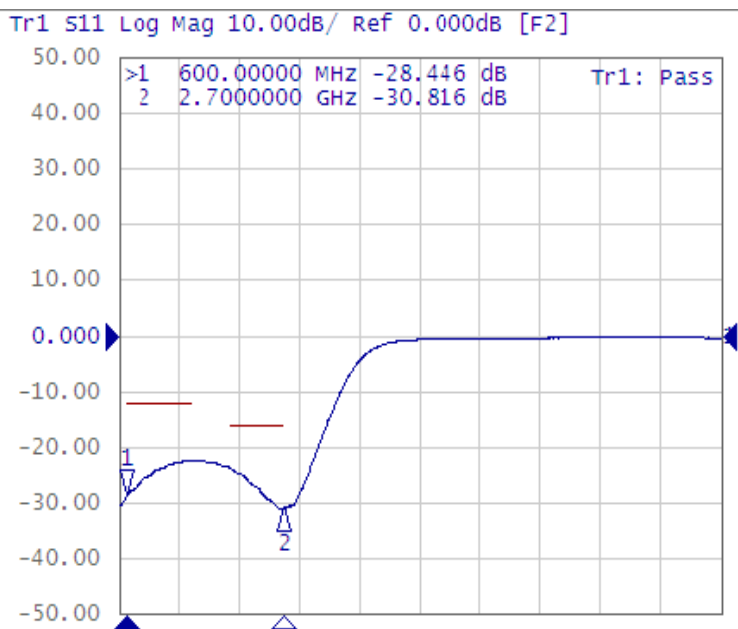
- Solder Resist
- Land
- Via diameter = 0.3 mm

Line width should be designed to match 50Ω characteristic impedance, depending on PCB material and thickness.

Description: 1608 0.7G-2.7GHz Low Pass Filter

PART NUMBER: LPF1608LL56RWHEXA

ELECTRICAL PERFORMANCES



- Measured on Agilent E5071C Network Analyzer
- Input port : Port 1 (Return loss : S11)
- Output port : Port 3 (Return loss : S33)
- Insertion loss : S31

Frequency Characteristics

Description: 1608 0.7G-2.7GHz Low Pass Filter

PART NUMBER: LPF1608LL56RWHEXA

REVISION HISTORY

Revision	Date	Description
Version 1	Oct. 06, 2020	- New issue