

REL-MR- 48DC/21-21 - Single relay



2834834

<https://www.phoenixcontact.com/us/products/2834834>

Please be informed that the data shown in this PDF document is generated from our online catalog. Please find the complete data in the user documentation. Our general terms of use for downloads are valid.

Plug-in miniature power relay, with power contact, 2 changeover contacts, input voltage 48 V DC



Your advantages

- RT III-proof (wash-proof)
- Switching current of up to 8 A

Commercial data

Item number	2834834
Packing unit	1 pc
Minimum order quantity	10 pc
Sales key	C460
Product key	CK6195
Catalog page	Page 290 (C-5-2019)
GTIN	4046356118910
Weight per piece (including packing)	16.27 g
Weight per piece (excluding packing)	15.26 g
Customs tariff number	85364190
Country of origin	AT

REL-MR- 48DC/21-21 - Single relay



2834834

<https://www.phoenixcontact.com/us/products/2834834>

Technical data

Product properties

Product type	Single relay
Operating mode	100% operating factor
Mechanical service life	3x 10 ⁷ cycles

Insulation characteristics

Overvoltage category	III
Pollution degree	3

Electrical properties

Service life electrical	see diagram
Maximum power dissipation for nominal condition	0.42 W
Test voltage (Winding/contact)	5 kV AC (50 Hz, 1 min., winding/contact)
Test voltage (Contact/contact)	2.5 kV AC (50 Hz, 1 min., contact/contact)

Input data

Coil side

Nominal input voltage U _N	48 V DC
Input voltage range	31.2 V DC ... 119 V DC
Drive and function	monostable
Drive (polarity)	non-polarized
Typical input current at U _N	8.7 mA
Typical response time	7 ms
Typical release time	3 ms
Coil resistance	5520 Ω ±10 % (at 20 °C)

Output data

Switching

Contact switching type	2 changeover contacts
Type of switch contact	Single contact
Contact material	AgNi
Maximum switching voltage	250 V AC/DC
Minimum switching voltage	5 V (at 10 mA)
Limiting continuous current	8 A
Maximum inrush current	25 A (20 ms)
Min. switching current	10 mA (At 5 V)
Interrupting rating (ohmic load) max.	190 W (at 24 V DC) 85 W (at 48 V DC) 60 W (at 60 V DC) 40 W (at 110 V DC) 60 W (at 220 V DC)

REL-MR- 48DC/21-21 - Single relay



2834834

<https://www.phoenixcontact.com/us/products/2834834>

	2000 VA (for 250 V AC)
Motor load according to UL 508	1/4 HP, 120 V AC
	1/2 HP, 240 V AC

Connection data

Connection method	Plug / solder connection
-------------------	--------------------------

Dimensions

Dimensional drawing	
Width	12.7 mm
Height	29 mm
Depth	15.7 mm

Environmental and real-life conditions

Ambient conditions

Degree of protection	RT III
Ambient temperature (operation)	-40 °C ... 85 °C

Approvals

Corrosive gas test

Identification	ISA-S71.04. G3 Harsh Group
	EN 60068-2-60

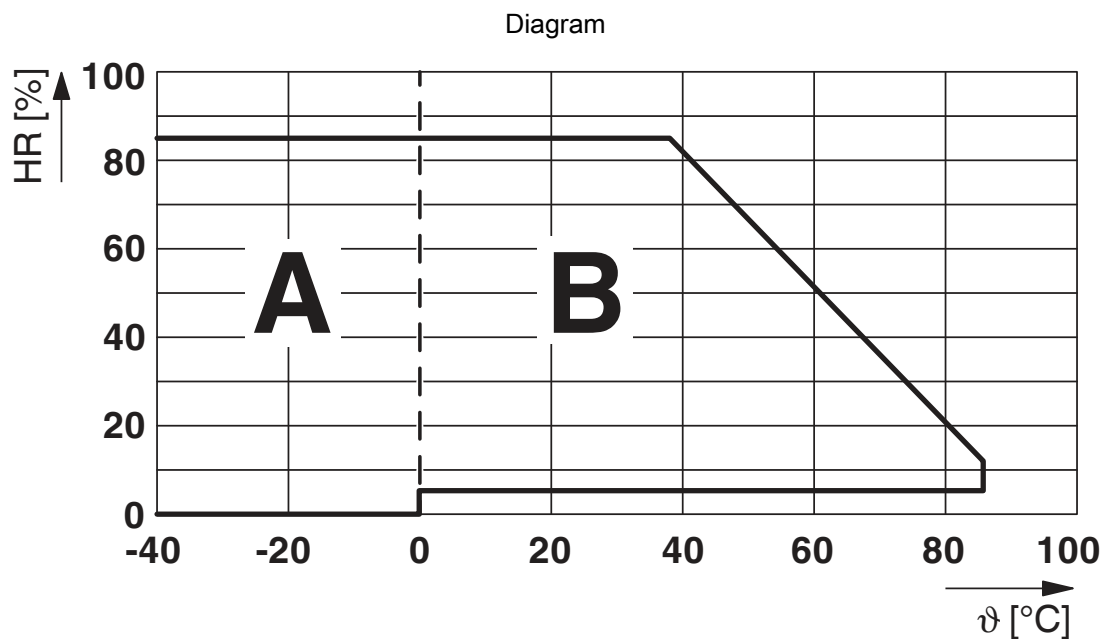
Standards and regulations

Standards/regulations	IEC 60664
	EN 50178
	EN 61810-1

Mounting

Assembly instructions	Can be aligned without spacing (> 70 °C ≥ 2.5 mm)
Mounting position	any

Drawings



Permissible humidity for operation and storage.

The maximum permissible ambient temperature as specified in the data sheet must be observed.

Area A: Ice buildup at ambient temperatures $\leq 0^{\circ}\text{C}$ must be prevented

Area B: Condensation at ambient temperatures $> 0^{\circ}\text{C}$ must be prevented

On 30 full days that are naturally distributed across an entire year, a humidity level of 95% is permissible at an ambient temperature $\leq 25^{\circ}\text{C}$.

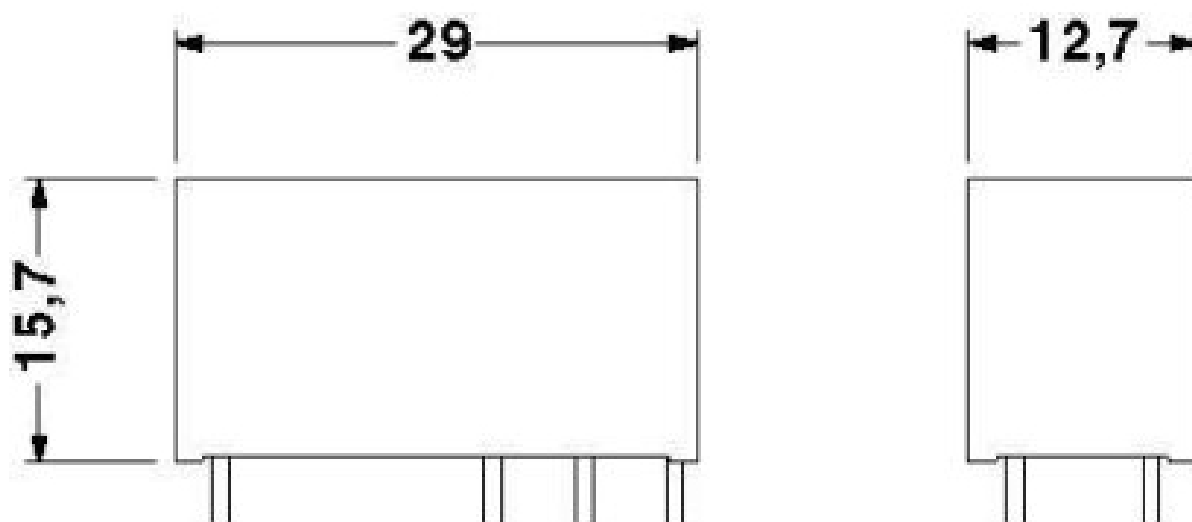
REL-MR- 48DC/21-21 - Single relay

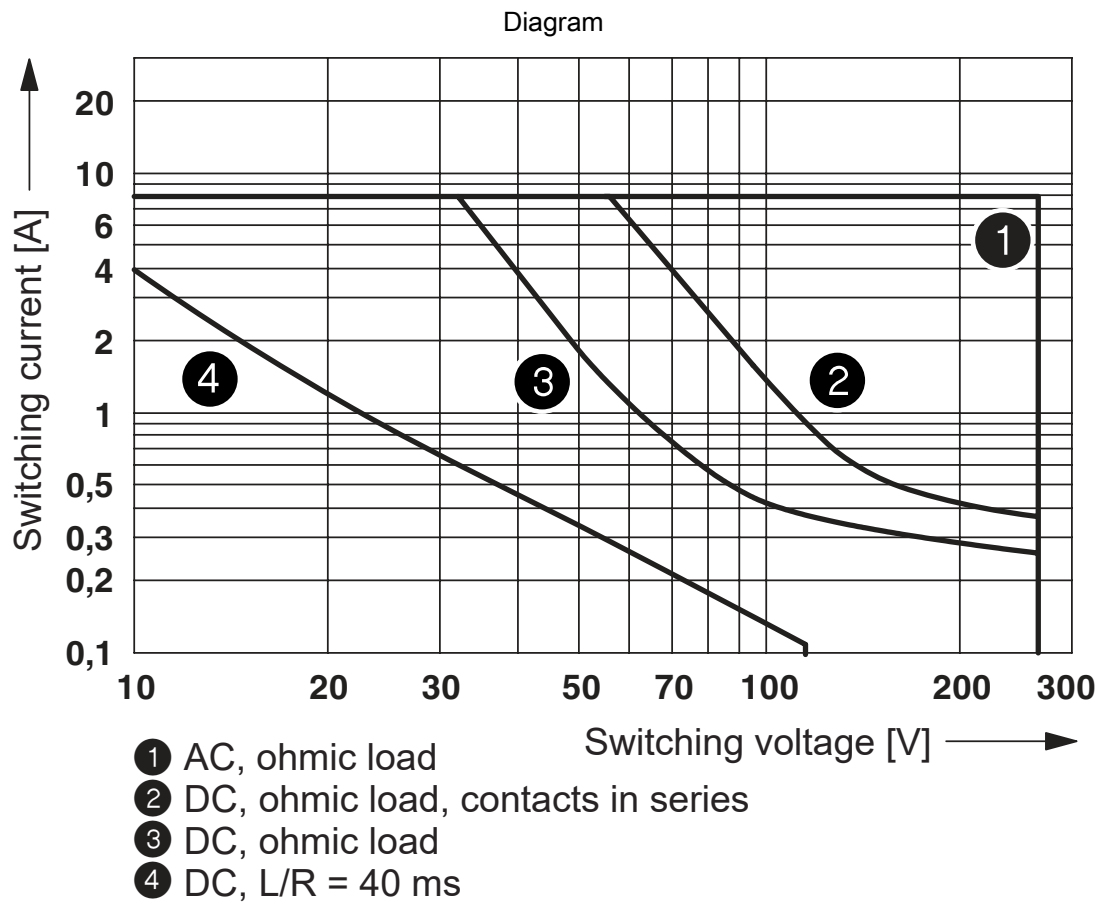
2834834

<https://www.phoenixcontact.com/us/products/2834834>



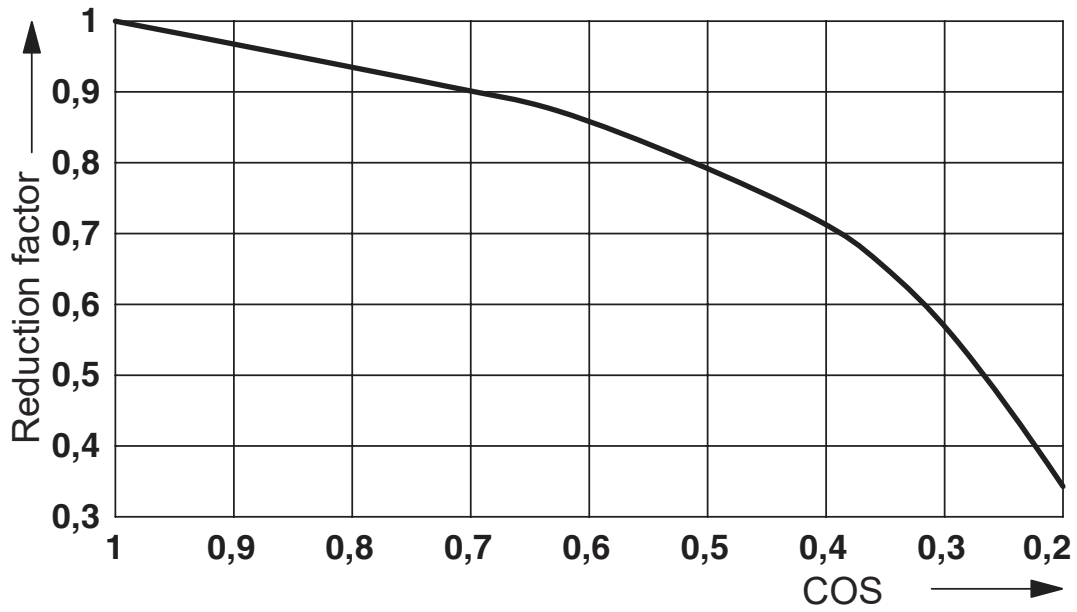
Dimensional drawing





Interrupting rating

Diagram



Service life reduction factor with various cos phi

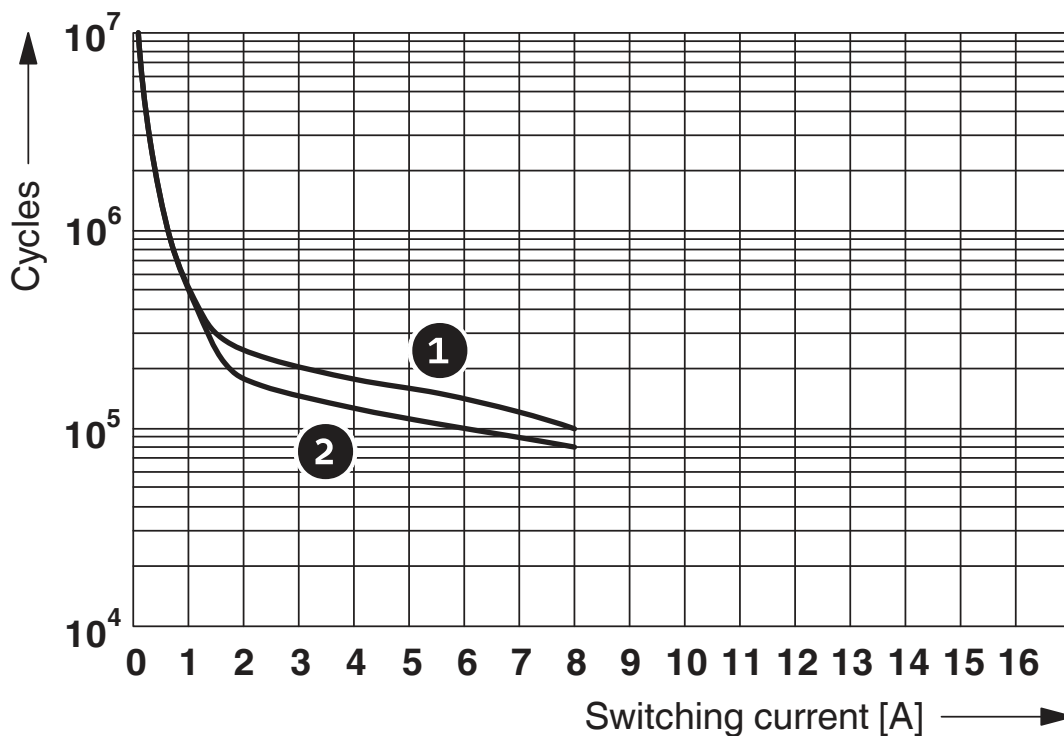
REL-MR- 48DC/21-21 - Single relay



2834834

<https://www.phoenixcontact.com/us/products/2834834>

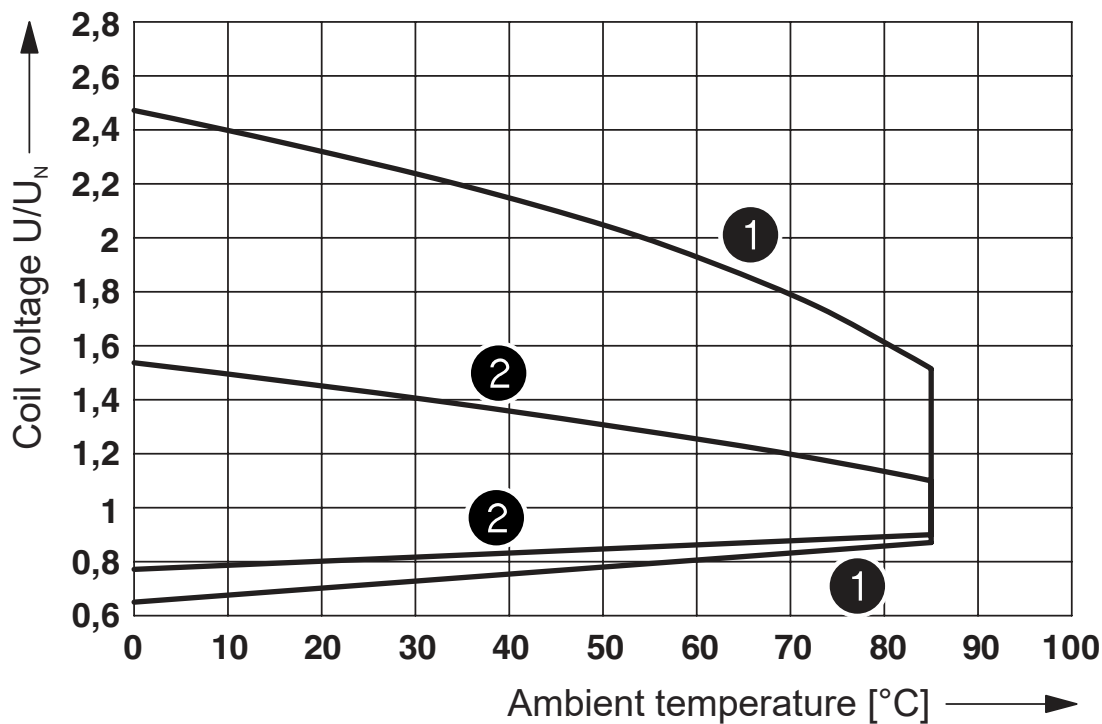
Diagram



- ① 250 V AC, ohmic load (DC coils)
- ② 250 V AC, ohmic load (AC coils)

Electrical service life

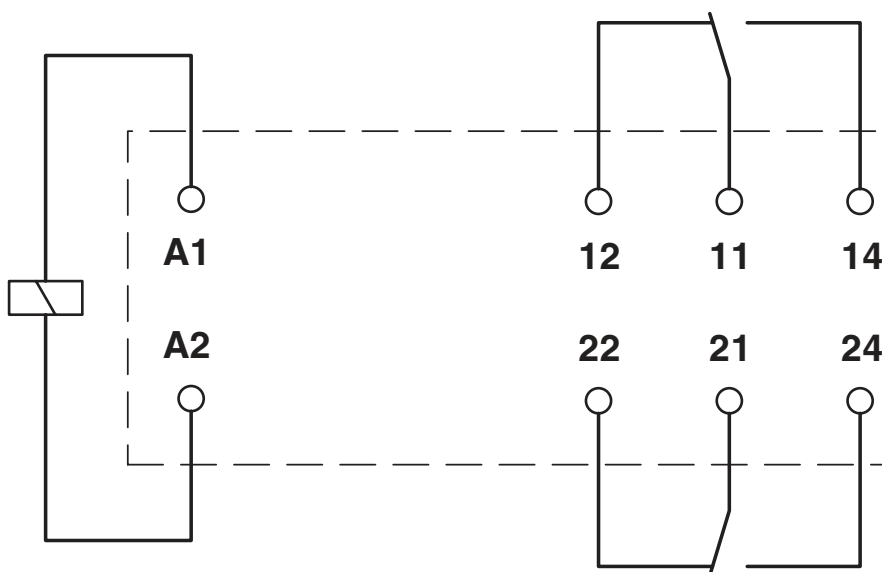
Diagram



- ① DC coils
- ② AC coils

Operating voltage range

Circuit diagram

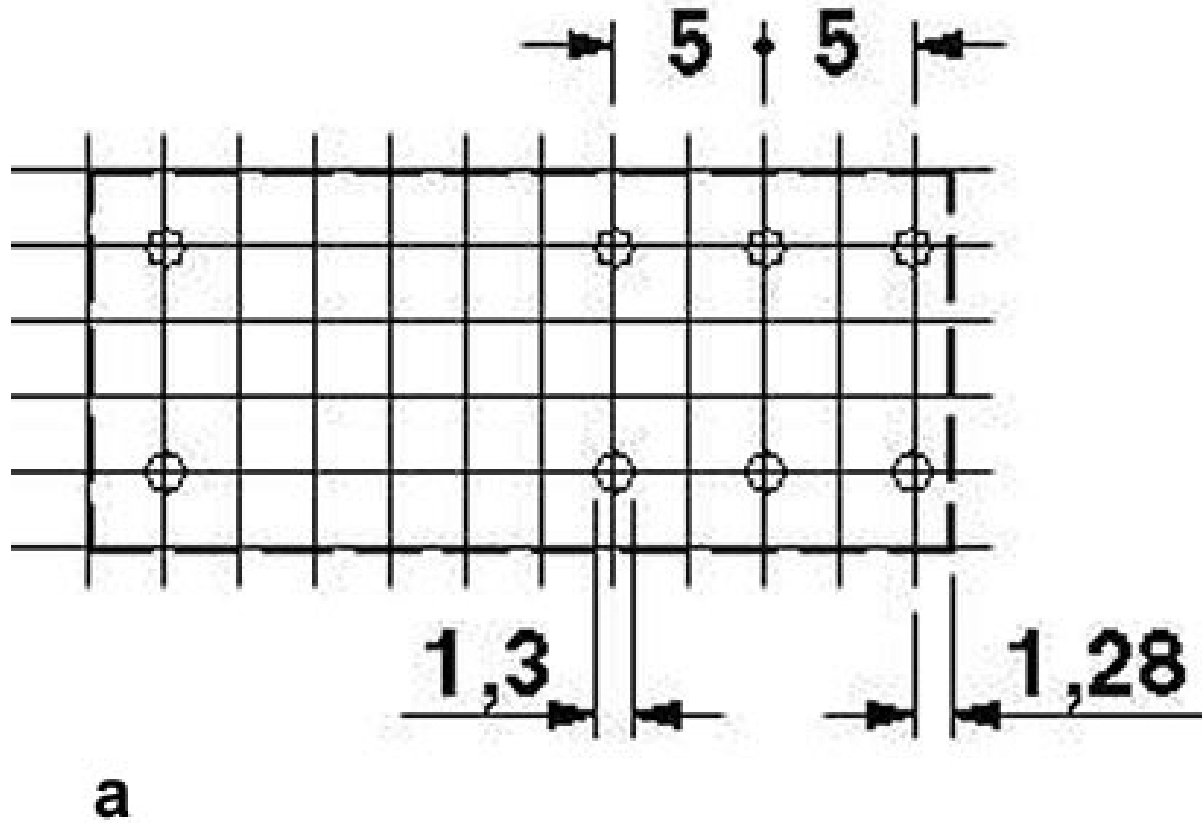


REL-MR- 48DC/21-21 - Single relay

2834834

<https://www.phoenixcontact.com/us/products/2834834>

Drilling plan/solder pad geometry



a = pitch division 2.5 mm

REL-MR- 48DC/21-21 - Single relay



2834834

<https://www.phoenixcontact.com/us/products/2834834>

Approvals

To download certificates, visit the product detail page: <https://www.phoenixcontact.com/us/products/2834834>



cUL Recognized
Approval ID: FILE E 522914



UL Recognized
Approval ID: FILE E 522914



EAC
Approval ID: TR_TS_D_00573_c



UL Recognized
Approval ID: FILE E 172140



EAC
Approval ID: RU*C-DE.*08.B.00010



VDE Zeichengenehmigung
Approval ID: 40007758



VDE Zeichengenehmigung
Approval ID: 40048281



cUL Recognized
Approval ID: FILE E 172140

REL-MR- 48DC/21-21 - Single relay



2834834

<https://www.phoenixcontact.com/us/products/2834834>

Classifications

ECLASS

ECLASS-11.0	27371601
ECLASS-12.0	27371601
ECLASS-13.0	27371601

ETIM

ETIM 8.0	EC001437
----------	----------

UNSPSC

UNSPSC 21.0	39122300
-------------	----------

REL-MR- 48DC/21-21 - Single relay



2834834

<https://www.phoenixcontact.com/us/products/2834834>

Environmental product compliance

China RoHS	Environmentally friendly use period: unlimited = EFUP-e
	No hazardous substances above threshold values

Phoenix Contact 2023 © - all rights reserved
<https://www.phoenixcontact.com>

Phoenix Contact USA
586 Fulling Mill Road
Middletown, PA 17057, United States
(+717) 944-1300
info@phoenixcon.com