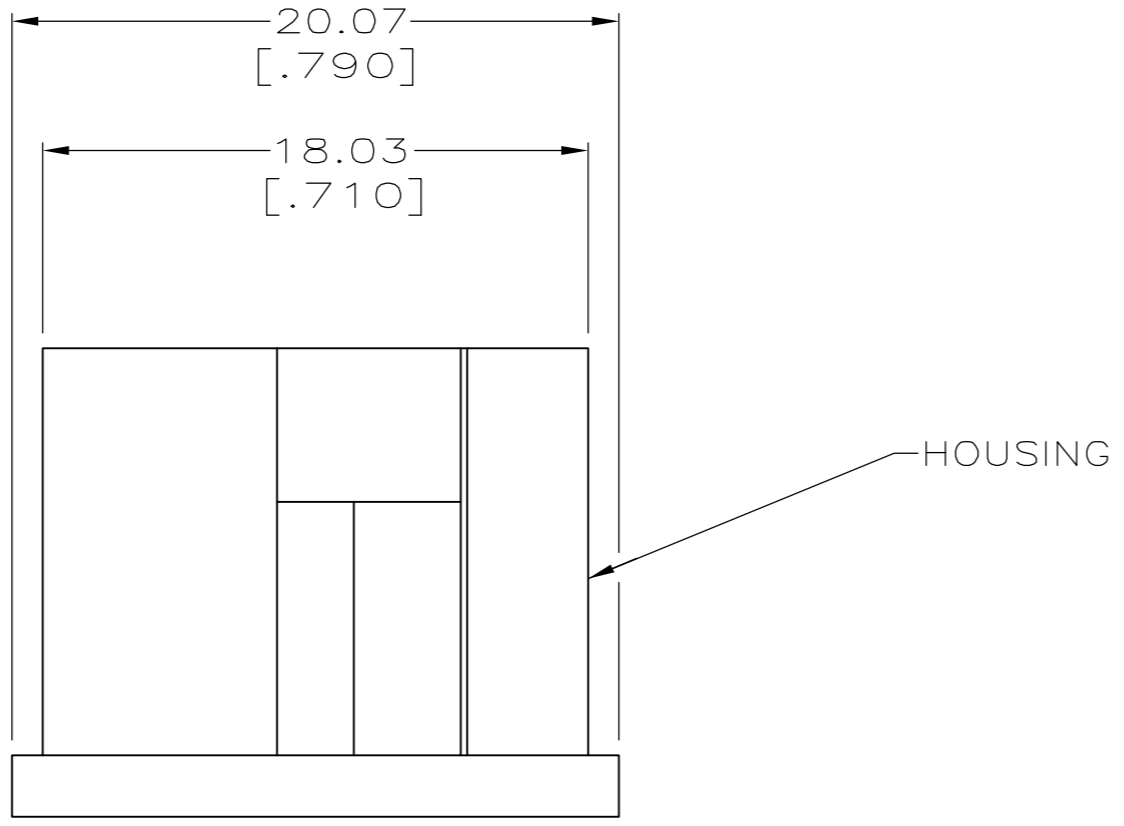
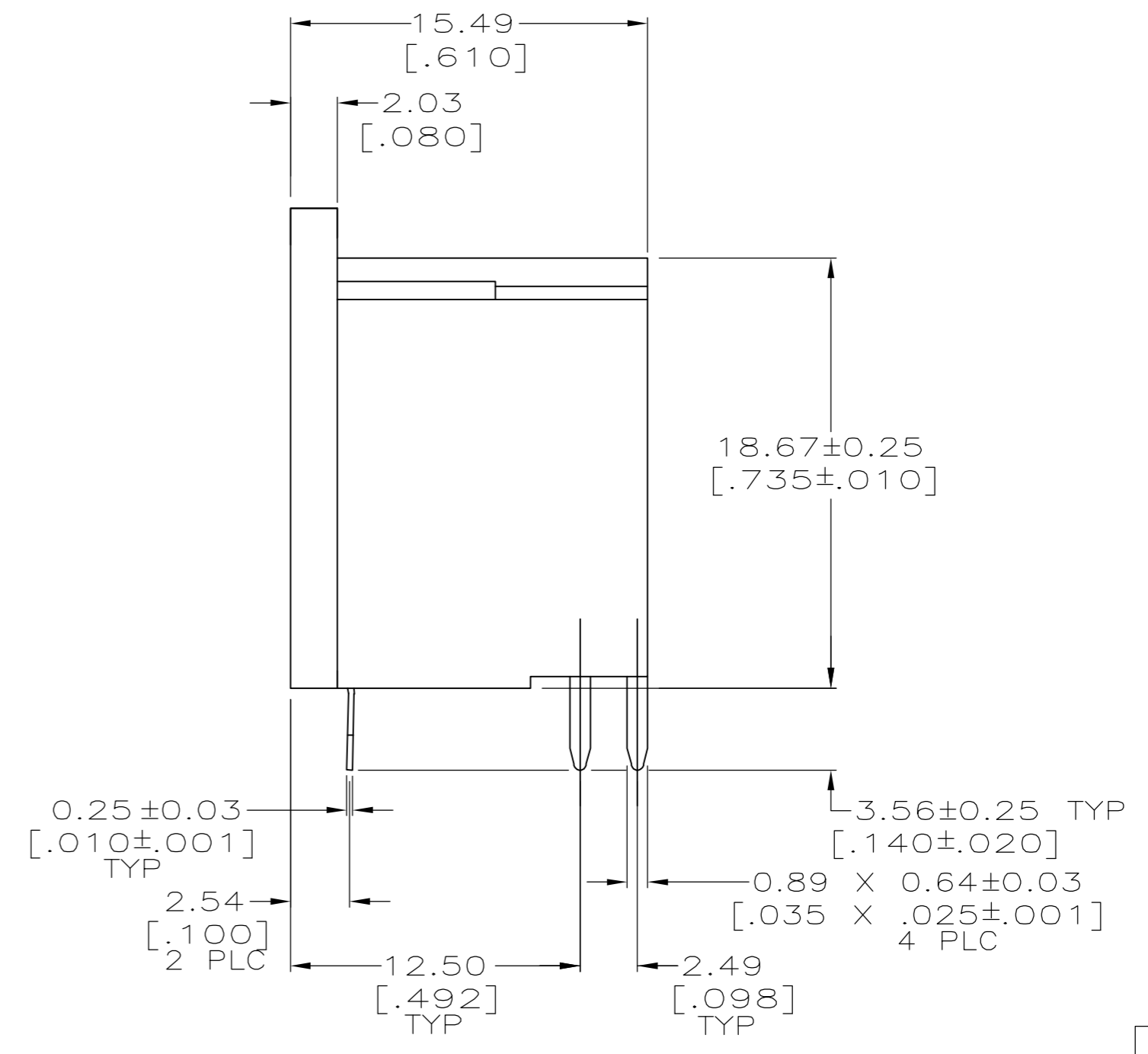
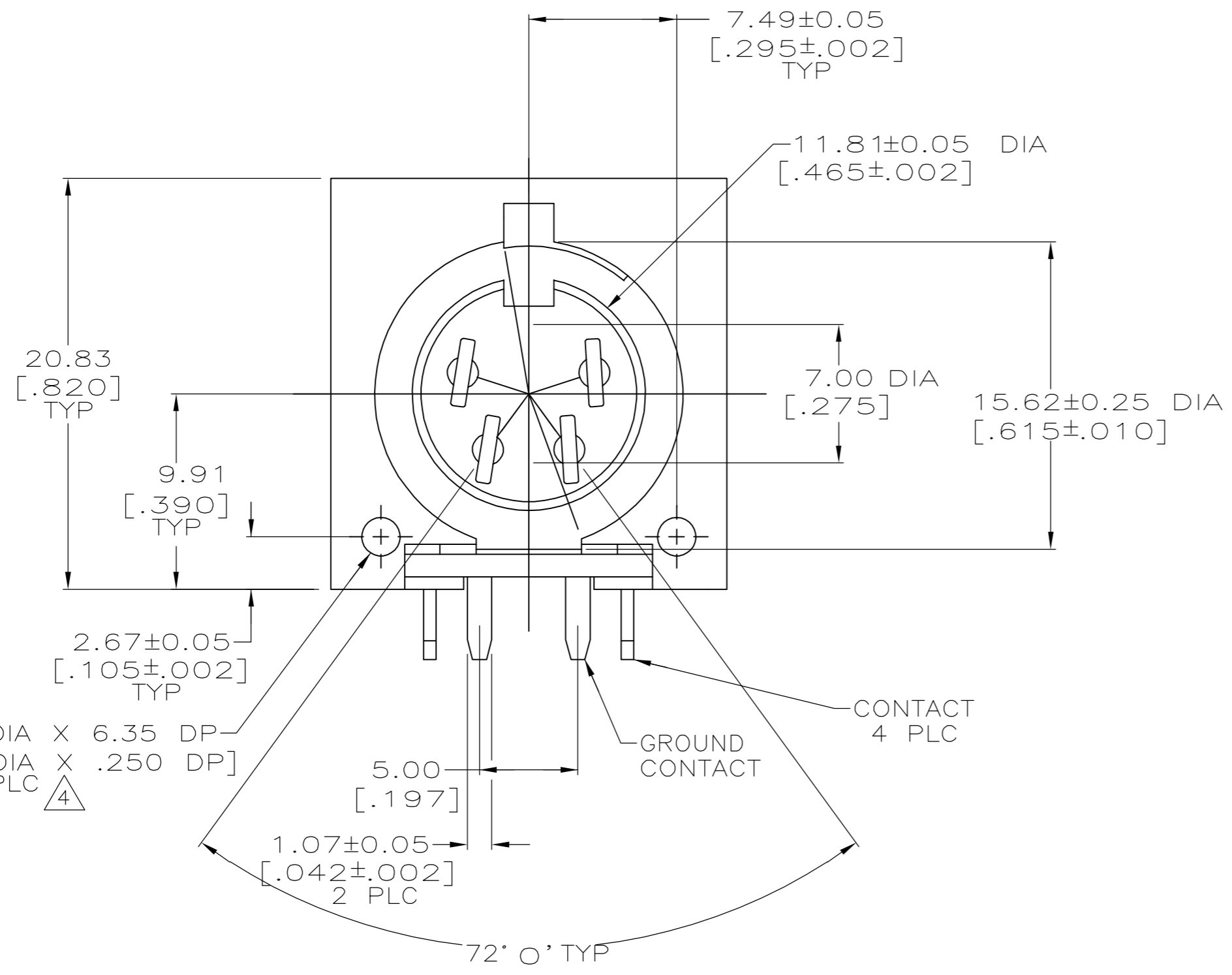


THIS DRAWING IS UNPUBLISHED. RELEASED FOR PUBLICATION
 © COPYRIGHT BY TYCO ELECTRONICS CORPORATION. ALL RIGHTS RESERVED.

LOC	DIST	REVISIONS			
P	LTR	DESCRIPTION	DATE	DWN	APVD
BD	39	G1	REVISED PER ECO-07-008008	10APR07	JDP/CWR



- ① HOUSING: NYLON, UL 94V-0 RATED, BLACK.
- ② 2.54μm [.000100] MIN TIN-LEAD OVER 1.27μm [.000050] MIN NICKEL.
- ③ TIN PLATING PER MIL-T-10727, NICKEL PLATING PER QQ-N-290.
- ④ ACCEPTS #2 SELF-TAPPING SCREW, .250 LONG REF.
- ⑤ MATES WITH 4 POSITION SHIELDED DIN PLUG 212437-2.
- ⑥ CONTACTS: BRASS PER ASTM B36.



211508-1
 PART NUMBER

THIS DRAWING IS A CONTROLLED DOCUMENT.		DWN A.STAUB BG 8/9/91	Tyco Electronics Corporation Harrisburg, PA 17105-3608	
DIMENSIONS: mm [INCHES]	TOLERANCES UNLESS OTHERWISE SPECIFIED:	CHK -	NAME	
	0 PLC ± - 1 PLC ± - 2 PLC ± 0.13[.005] 3 PLC ± - 4 PLC ± - ANGLES ± - FINISH	APVD -	PRODUCT SPEC 108-10047	
			APPLICATION SPEC 114-40025	
MATERIAL ① ⑥		WEIGHT -	SIZE A2	CAGE CODE 00779
			DRAWING NO C=211508	RESTRICTED TO -
		CUSTOMER DRAWING	SCALE 4:1	SHEET 1 of 1
				REV G1