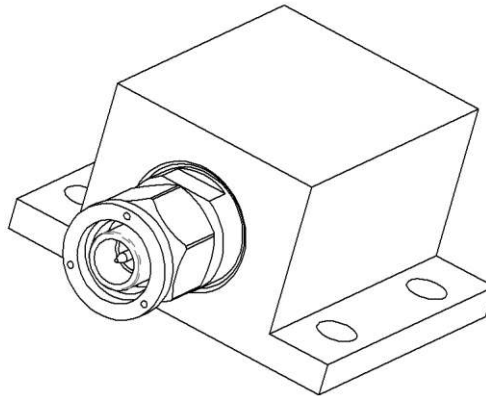
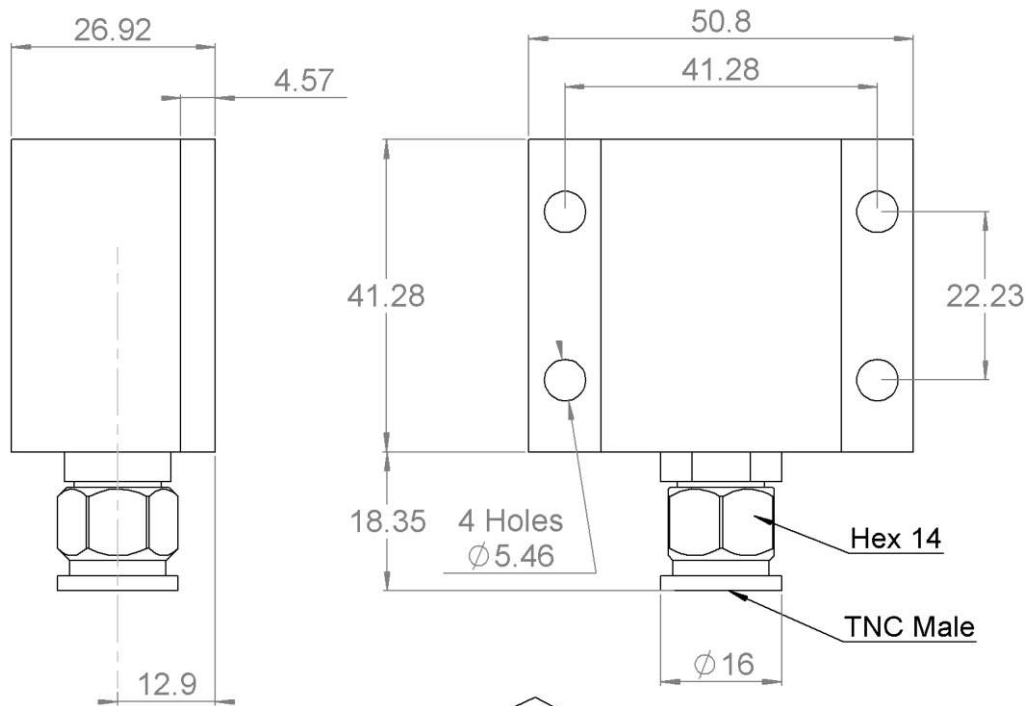
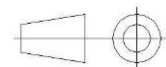


PAGE 1/2	ISSUE 12-11-19B	SERIES TERMINATION	PART NUMBER R404782120
----------	-----------------	------------------------------	-------------------------------



All dimensions are in mm. Tolerances according ISO 2768 m-H



COMPONENTS	MATERIALS	PLATING (µm)
Body	STAINLESS STEEL	PASSIVATED
Center contact	BERYLLIUM COPPER	GOLD 0.5 OVER NICKEL PHOSPHORUS 2
Outer contact	STAINLESS STEEL	PASSIVATED
Insulator	PTFE	
Gasket	SILICONE RUBBER	
Substrate	ALUMINIUM NITRIDE	
Resistor	THICK FILM	
Others parts	ALUMINIUM	NICKEL8-10

PAGE 2/2	ISSUE 12-11-19B	SERIES TERMINATION	PART NUMBER R404782120
----------	------------------------	------------------------------	-------------------------------

ELECTRICAL CHARACTERISTICS

Frequency (GHz)	DC - 3	3 - 6
V.S.W.R (≤)	1.20	1.40

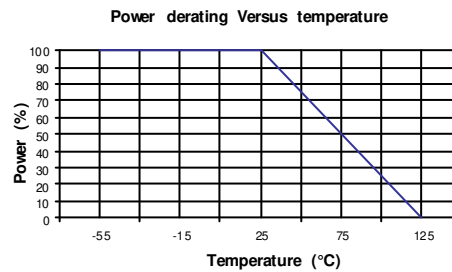
Operating Frequency Range	DC - 6	GHz
Impedance	50	Ω
DC Resistance	50	Ω ± 5%
Peak power at 25°C (1μs, 1%)	2000	W
Average power at 25°C		W (Free Air Cooled)
	200	W (Conduction Cooled)

MECHANICAL CHARACTERISTICS

Connectors	TNC	Male	MIL C39012
Weight	127,3800 g		

ENVIRONMENTAL CHARACTERISTICS

Operating temperature range	-55/+125	°C
Storage temperature range	-55/+125	°C



SPECIFICATION

OTHER CHARACTERISTICS

- Recommended mounting parameters
- Flatness of the cooling surface better than 0.03mm.
- Roughness Ra√0.8
- Must be mounted with four M5 screws
- The housing base does never exceed 150°C
- Thermal grease can be used to reduce thermal resistance between heat sink and housing base.