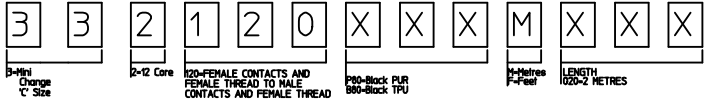


PART No MATRIX



Over	Up to and including	Tolerance
0	305	+19
305	915	+45
915	1830	+56
1830	3660	+89
3660	7320	+165
7320	14640	+317
14640	30500	+610
30500	>	+2% of lenght

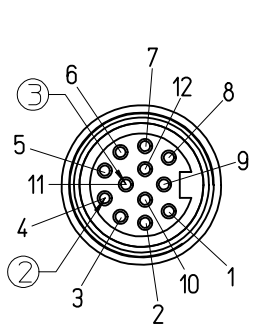
CHART 1

MOLEX PN	ENGINEERING NO	L(mm)
1300128009	332120P80M020	2000
1300128010	332120P80M100	10000
1300128011	332120P80M200	20000
1300128022	332120P80M160	16000
1300128027	332120P80M050	5000
1300128033	332120B80M020	2000
1300128034	332120B80M100	10000
1300128035	332120B80M200	20000
1300128036	332120B80M160	16000
1300128037	332120B80M050	5000

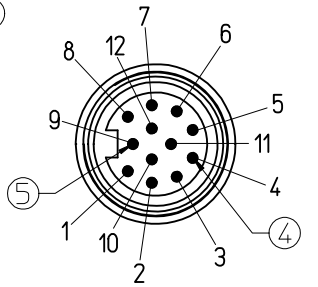
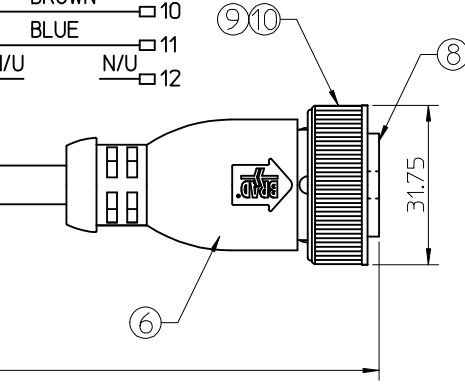
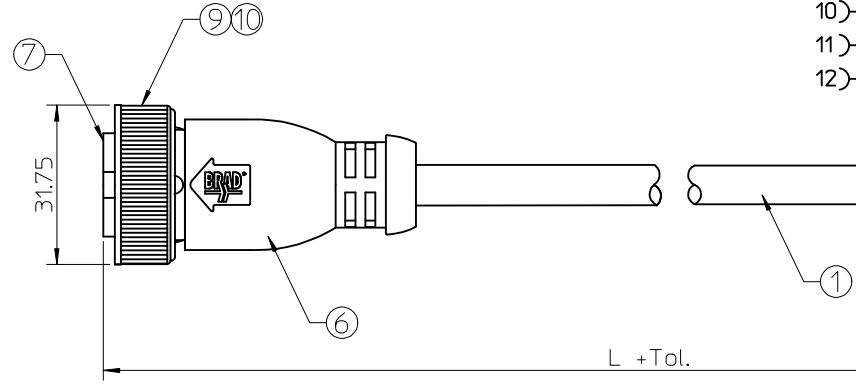
CABLE SPECIFICATION:	B80	P80
VOLTAGE RATING:	600V	300V (ONLY FOR ELECTRONIC USE)
TEMPERATURE RANGE (STATIC):	-40°C / +90°C (3000h)	-40°C / +90°C (CEI EN 60811-1-4, ITEM 8.2)
TEMPERATURE RANGE (DINAMIC):	-25°C / +80°C	-15°C / +90°C
UV RESISTANCE:	YES (UL1581/2556-300h)	-
OMOLOGATION:	UL STYLE 21215 + CSA, RATING 80°C 600V	-

WIRING DIAGRAM

- 1) WHITE □ 1
- 2) GREEN □ 2
- 3) YELLOW □ 3
- 4) GREY □ 4
- 5) PINK □ 5
- 6) RED □ 6
- 7) BLACK □ 7
- 8) VIOLET □ 8
- 9) GREEN-YELLOW □ 9
- 10) BROWN □ 10
- 11) BLUE □ 11
- 12) N/U □ 12



FRONT SIDE VIEW



FRONT SIDE VIEW

Bill of Materials

ITEM	QTY.	DESCRIPTION	MATERIAL	FINISH
10	2	FRICTION RING - C SIZE	NYLON	-
9	2	COUPLING NUT C-SIZE FEMALE	ZINC ALLOY	BLACK
8	1	12P MALE INSERT C-SIZE	PVC	YELLOW
7	1	12P FEMALE INSERT C-SIZE	PVC	YELLOW
6	-	OVERMOULD	PVC	YELLOW
5	3	MALE CONTACT 18AWG	BRASS	PLATE PER S-243 OR PER S-242
4	9	MALE CONTACT 22AWG	BRASS	PLATE PER S-243 OR PER S-242
3	3	FEMALE CONTACT 0.75	-	-
2	9	FEMALE CONTACT 0.34/0.5	-	-
1	-	CABLE 11W	SEE MATRIX	BLACK

ORIGINAL RELEASE EC NO: IPG2015-0356 DRWN:FGAIK 2014/08/27 CHK'D:WSTRASZKIEWI 2014/08/27 APPR:MIWASIECZKO 2014/08/29	QUALITY SYMBOLS ▽=0 ◻=0	GENERAL TOLERANCES (UNLESS SPECIFIED) <table border="1"> <thead> <tr> <th></th> <th>mm</th> <th>INCH</th> </tr> </thead> <tbody> <tr><td>4 PLACES</td><td>± ---</td><td>± ---</td></tr> <tr><td>3 PLACES</td><td>± ---</td><td>± ---</td></tr> <tr><td>2 PLACES</td><td>± 0.05</td><td>± ---</td></tr> <tr><td>1 PLACE</td><td>± 0.3</td><td>± ---</td></tr> <tr><td>0 PLACE</td><td>± 0.5</td><td>± ---</td></tr> </tbody> </table>		mm	INCH	4 PLACES	± ---	± ---	3 PLACES	± ---	± ---	2 PLACES	± 0.05	± ---	1 PLACE	± 0.3	± ---	0 PLACE	± 0.5	± ---	DIMENSION STYLE MM ONLY	SCALE ---	DESIGN UNITS METRIC	THIRD ANGLE PROJECTION
		mm	INCH																					
	4 PLACES	± ---	± ---																					
	3 PLACES	± ---	± ---																					
2 PLACES	± 0.05	± ---																						
1 PLACE	± 0.3	± ---																						
0 PLACE	± 0.5	± ---																						
DRAWN BY FGAIK	DATE 2014/08/27	TITLE MC-12P-11W-FE/M -ST/ST-XM-XXX		molex																				
CHECKED BY WSTRASZKIEWI	DATE 2014/08/27	APPROVED BY MIWASIECZKO		DATE 2014/08/29	MATERIAL NO. SEE CHART 1	DOCUMENT NO. SD-130012-016																		
DRAFT WHERE APPLICABLE MUST REMAIN WITHIN DIMENSIONS		SIZE A3	THIS DRAWING CONTAINS INFORMATION THAT IS PROPRIETARY TO MOLEX INCORPORATED AND SHOULD NOT BE USED WITHOUT WRITTEN PERMISSION																					