

PAC 91

Print Adapter Cable

Instruction Sheet

LIMITED WARRANTY & LIMITATION OF LIABILITY

Each Fluke product is warranted to be free from defects in material and workmanship under normal use and service. The warranty period is one year and begins on the date of shipment. Parts, product repairs and services are warranted for 90 days. This warranty extends only to the original buyer or end-user customer of a Fluke authorized reseller, and does not apply to fuses, disposable batteries or to any product which, in Fluke's opinion, has been misused, altered, neglected or damaged by accident or abnormal conditions of operation or handling. Fluke warrants that software will operate substantially in accordance with its functional specifications for 90 days and that it has been properly recorded on non-defective media. Fluke does not warrant that software will be error free or operate without interruption.

Fluke authorized resellers shall extend this warranty on new and unused products to end-user customers only but have no authority to extend a greater or different warranty on behalf of Fluke. Warranty support is available if product is purchased through a Fluke authorized sales outlet or Buyer has paid the applicable international price. Fluke reserves the right to invoice Buyer for importation costs of repair/replacement parts when product purchased in one country is submitted for repair in another country.

Fluke's warranty obligation is limited, at Fluke's option, to refund of the purchase price, free of charge repair, or replacement of a defective product which is returned to a Fluke authorized service center within the warranty period.

To obtain warranty service, contact your nearest Fluke authorized service center or send the product, with a description of the difficulty, postage and insurance prepaid (FOB Destination), to the nearest Fluke authorized service center. Fluke assumes no risk for damage in transit. Following warranty repair, the product will be returned to Buyer, transportation prepaid (FOB Destination). If Fluke determines that the failure was caused by misuse, alteration, accident or abnormal condition of operation or handling, Fluke will provide an estimate of repair costs and obtain authorization before commencing the work. Following repair, the product will be returned to the Buyer transportation prepaid and the Buyer will be billed for the repair and return transportation charges (FOB Shipping Point).

THIS WARRANTY IS BUYER'S SOLE AND EXCLUSIVE REMEDY AND IS IN LIEU OF ALL OTHER WARRANTIES, EXPRESS OR IMPLIED, INCLUDING BUT NOT LIMITED TO ANY IMPLIED WARRANTY OF MERCHANTABILITY OR FITNESS FOR A PARTICULAR PURPOSE. FLUKE SHALL NOT BE LIABLE FOR ANY SPECIAL, INDIRECT, INCIDENTAL OR CONSEQUENTIAL DAMAGES OR LOSSES, INCLUDING LOSS OF DATA, WHETHER ARISING FROM BREACH OF WARRANTY OR BASED ON CONTRACT, TORT, RELIANCE OR ANY OTHER THEORY.

Since some countries or states do not allow limitation of the term of an implied warranty, or exclusion or limitation of incidental or consequential damages, the limitations and exclusions of this warranty may not apply to every buyer. If any provision of this Warranty is held invalid or unenforceable by a court of competent jurisdiction, such holding will not affect the validity or enforceability of any other provision.

Fluke Corporation
P.O. Box 9090
Everett
WA 98206-9090
USA

Fluke Industrial B.V.
P.O. Box 680
7600 AR Almelo
The Netherlands

Introduction

The PAC 91 is an optically isolated serial to parallel converter / print adapter cable for use with Fluke test tools that have an optical interface connector.

Specifications

Battery Type: Alkaline 9 volt, NEDA, IEC6LR61

Battery Life: 20 hour operation

Environmental Specifications:

Meet requirements of:

- MIL-T-28800E, Type III, Class 3
- EN 50081-1, Electromagnetic Compatibility
Generic Emission Standard: EN55022 and EN60555-2
- EN 50082-1, Electromagnetic Compatibility
Generic Immunity Standard: IEC801-2, -3, -4, -5

Temperature:

Operating: 0 °C to +50 °C (32 °F to +122 °F)

Non-operating: -40 °C to +70 °C (-40 °F to +158 °F)

Parallel Output:

Connector: 25-pole, D-shell, female.

Output: 8-bit parallel

Protocol: Centronix

Signal levels: TTL compatible

Fixed Serial Interface Settings:

9600 Baud, 8 data bits, no parity, 1 stop bit

Handshake: XON / XOFF

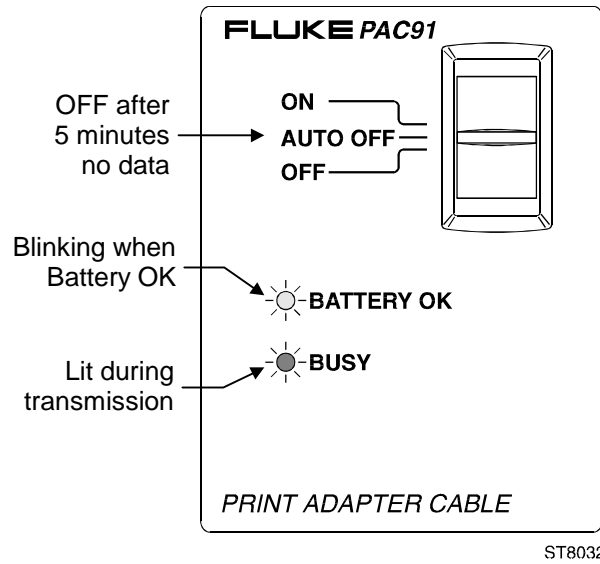
June 1996.
© 1996 Fluke
Corporation.
All rights reserved.
Printed in The
Netherlands.



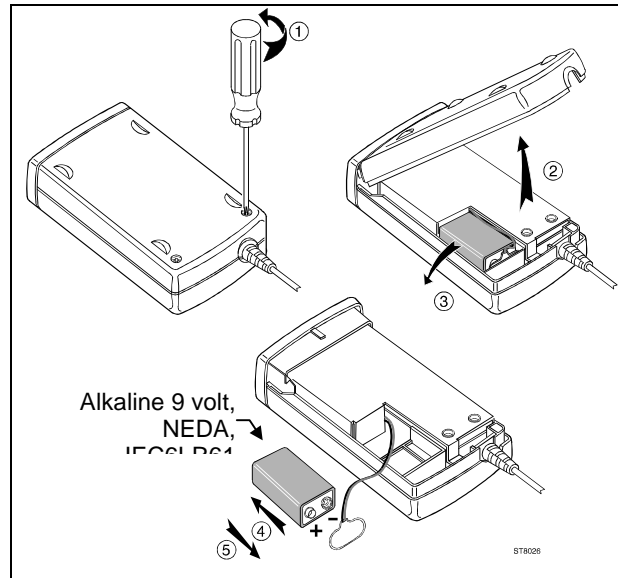
4 8 2 2 8 7 2 0 0 7 5 7

All product names are trademarks of their respective companies

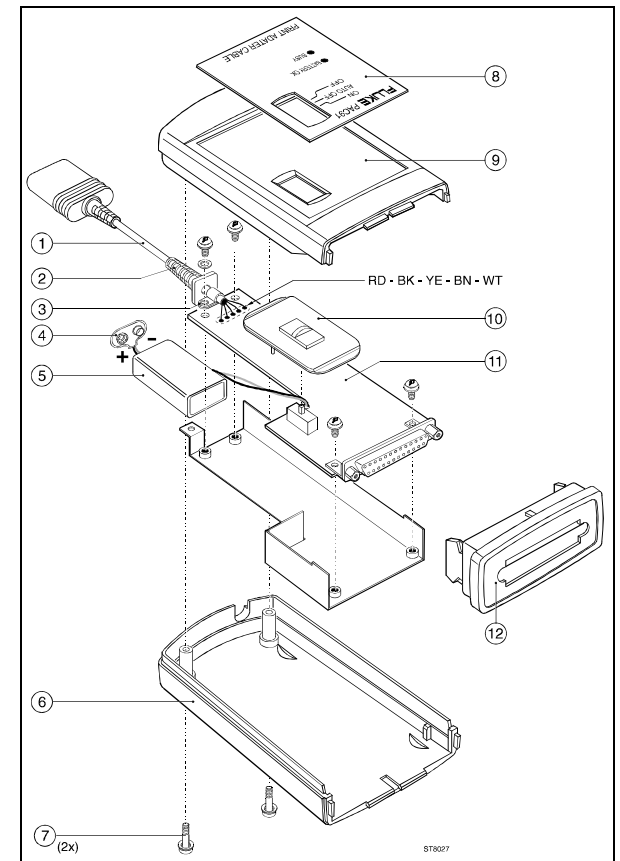
Legends



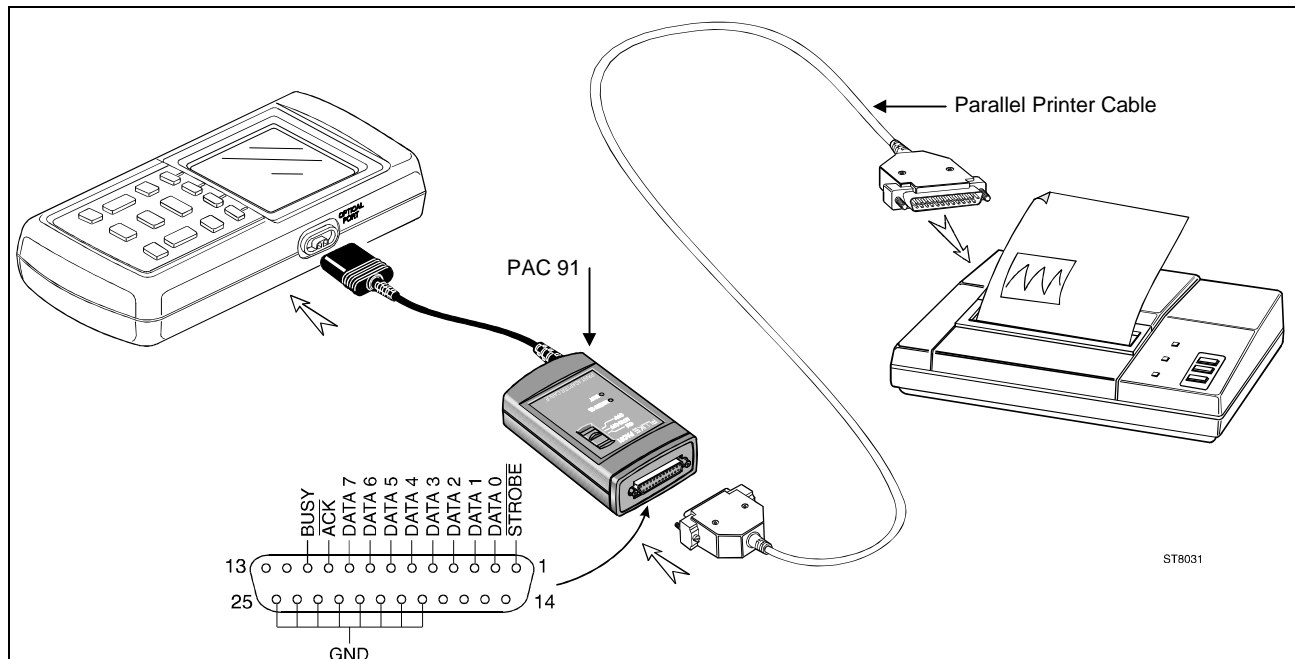
Replacing the Battery



Maintenance



Connecting a Printer



ITEM	ORDERING CODE
1	5322 320 11267
2	5322 325 10162
3	5322 401 11606
4	4822 290 80346
5	4822 138 10116
6	5322 442 00162
7	5322 502 14063
8	5322 454 13031
9	5322 442 00161
10	5322 410 10319
11	5322 216 04037
12	5322 442 00163