

UIK 16 BU


Order No.: 3006205



<http://eshop.phoenixcontact.de/phoenix/treeViewClick.do?UID=3006205>

Feed-through modular terminal block, Screw connection, Cross section: 2.5 mm² - 25 mm², AWG: 12 - 4, Width: 12.2 mm, Color: blue, Mounting type: NS 35/7.5, NS 35/15, NS 32

Commercial data

GTIN (EAN)	
sales group	A000
Pack	50 pcs.
Customs tariff	85369010
Catalog page information	Page 416 (CL-2009)

Product notes

WEEE/RoHS-compliant since:
01/01/2005



<http://www.download.phoenixcontact.com>
Please note that the data given here has been taken from the online catalog. For comprehensive information and data, please refer to the user documentation. The General Terms and Conditions of Use apply to Internet downloads.

Technical data

General

Number of levels	1
Number of connections	2
Color	blue
Insulating material	PA

Inflammability class acc. to UL 94	V2
------------------------------------	----

Dimensions

Width	12.2 mm
Length	42.5 mm
Height NS 35/7.5	47 mm
Height NS 35/15	54.5 mm
Height NS 32	52 mm

Technical data

Maximum load current	101 A (with 2.5 mm ² conductor cross section)
Rated surge voltage	6 kV
Pollution degree	3
Surge voltage category	III
Insulating material group	I
Connection in acc. with standard	IEC 60947-7-1
Nominal current I _N	76 A
Nominal voltage U _N	400 V

Connection data

Conductor cross section solid min.	2.5 mm ²
Conductor cross section solid max.	25 mm ²
Conductor cross section stranded min.	4 mm ²
Conductor cross section stranded max.	16 mm ²
Conductor cross section AWG/kcmil min.	12
Conductor cross section AWG/kcmil max	4
Conductor cross section stranded, with ferrule without plastic sleeve min.	1.5 mm ²
Conductor cross section stranded, with ferrule without plastic sleeve max.	16 mm ²
Conductor cross section stranded, with ferrule with plastic sleeve min.	1.5 mm ²
Conductor cross section stranded, with ferrule with plastic sleeve max.	16 mm ²
2 conductors with same cross section, solid min.	1.5 mm ²
2 conductors with same cross section, solid max.	6 mm ²
2 conductors with same cross section, stranded min.	1.5 mm ²

2 conductors with same cross section, stranded max.	6 mm ²
2 conductors with same cross section, stranded, ferrules without plastic sleeve, min.	1.5 mm ²
2 conductors with same cross section, stranded, ferrules without plastic sleeve, max.	4 mm ²
2 conductors with same cross section, stranded, TWIN ferrules with plastic sleeve, min.	0.75 mm ²
2 conductors with same cross section, stranded, TWIN ferrules with plastic sleeve, max.	10 mm ²
Type of connection	Screw connection
Stripping length	11 mm
Screw thread	M4
Tightening torque, min	1.5 Nm
Tightening torque max	1.8 Nm

Certificates / Approvals



Certification

CCA, CUL, KEMA, UL

Accessories

Item	Designation	Description
Assembly		
3003224	ATP-UK	Partition plate, Length: 56 mm, Width: 1.5 mm, Height: 59 mm, Color: gray
3022218	CLIPFIX 35	Snap-on end bracket, for 35 mm NS 35/7.5 or NS 35/15 DIN rail, can be fitted with Zack strip ZB 8 and ZB 8/27, terminal strip marker KLM 2 and KLM, width: 9.5 mm, color: gray
3003020	D-UK 4/10	End cover, Length: 42.5 mm, Width: 1.8 mm, Height: 35.9 mm, Color: gray
3003101	D-UK 4/10 BU	End cover, Length: 42.5 mm, Width: 1.8 mm, Height: 47 mm, Color: blue
1201442	E/UK	End clamp, for assembly on NS 32 or NS 35/7.5 DIN rail
1201028	NS 32 AL UNPERF 2000MM	G rail 32 mm (NS 32)

1201280	NS 32 CU/120QMM UNPERF 2000MM	G-profile DIN rail, deep-drawn, material: Copper, unperforated, height 15 mm, width 32 mm, length 2 m
1201358	NS 32 CU/35QMM UNPERF 2000MM	G-profile DIN rail, material: Copper, unperforated, height 15 mm, width 32 mm, length 2 m
1201002	NS 32 PERF 2000MM	G-profile DIN rail, material: Steel, perforated, height 15 mm, width 32 mm, length 2 m
1201015	NS 32 UNPERF 2000MM	G-profile DIN rail, material: Steel, unperforated, height 15 mm, width 32 mm, length 2 m
0801762	NS 35/ 7,5 CU UNPERF 2000MM	DIN rail, material: Copper, unperforated, height 7.5 mm, width 35 mm, length: 2 m
0801733	NS 35/ 7,5 PERF 2000MM	DIN rail, material: Steel, galvanized and passivated with a thick layer, perforated, height 7.5 mm, width 35 mm, length: 2 m
0801681	NS 35/ 7,5 UNPERF 2000MM	DIN rail, material: Steel, unperforated, height 7.5 mm, width 35 mm, length: 2 m
1201756	NS 35/15 AL UNPERF 2000MM	DIN rail, deep-drawn, high profile, unperforated, 1.5 mm thick, material: Aluminum, height 15 mm, width 35 mm, length 2 m
1201895	NS 35/15 CU UNPERF 2000MM	DIN rail, material: Copper, unperforated, 1.5 mm thick, height 15 mm, width 35 mm, length: 2 m
1201730	NS 35/15 PERF 2000MM	DIN rail, material: Steel, perforated, height 15 mm, width 35 mm, length: 2 m
1201714	NS 35/15 UNPERF 2000MM	DIN rail, material: Steel, unperforated, height 15 mm, width 35 mm, length: 2 m
1201798	NS 35/15-2,3 UNPERF 2000MM	DIN rail, material: Steel, unperforated, 2.3 mm thick, height 15 mm, width 35 mm, length: 2 m
1302215	TS-K	Separating plate, Length: 22 mm, Height: 22 mm, Color: gray

Bridges

3006137	EB 10-12	Insertion bridge, Number of positions: 10, Color: gray
0200075	FBI 2-12	Fixed bridge, Number of positions: 2, Color: aluminum
0203454	FBI 10-12	Fixed bridge, Number of positions: 10, Color: silver
0202235	SB 2- 8/13	Switching jumper, Number of positions: 2, Color: aluminum

Marking

0812120	ZB 12:UNPRINTED	Zack marker strip without color print: 5-section, for individual labeling with B-STIFT, ZB-T or CMS system, sufficient for labeling 50 terminal blocks per pack
---------	-----------------	---

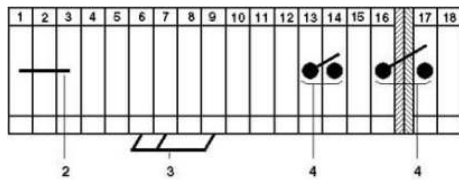
Plug/Adapter

0311647	PS-MT	Test plugs
0303299	PSB 4/7/6	Female test connector, Color: silver
0303406	PSBJ 4/15/6 BK	Female test connector, Color: black
0303354	PSBJ 4/15/6 BU	Female test connector, Color: blue

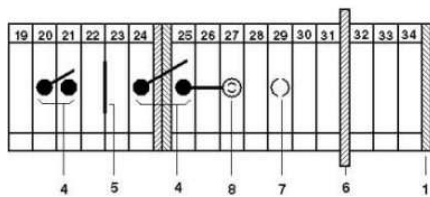
0303419	PSBJ 4/15/6 FARBLOS	Female test connector, Color: transparent
0303370	PSBJ 4/15/6 GN	Female test connector, Color: green
0303396	PSBJ 4/15/6 GY	Female test connector, Color: gray
0303325	PSBJ 4/15/6 RD	Female test connector, Color: red
0303383	PSBJ 4/15/6 VT	Female test connector, Color: violet
0303312	PSBJ 4/15/6 WH	Female test connector, Color: white
0303367	PSBJ 4/15/6 YE	Female test connector, Color: yellow

Diagrams/Drawings

Circuit diagram



- 1 = cover
- 2 = fixed bridge
- 3 = insertion bridge
- 4 = switch bar for 2 terminal blocks
- 5 = separating plate
- 6 = partition plate
- 7 = test plug socket, for test connection with test plug PS
- 8 = test plug socket, insulated, can only be used with FBI



Address

PHOENIX CONTACT Deutschland GmbH
Flachmarktstr. 8
32825 Blomberg, Germany
Phone +49 5235 3 12000
Fax +49 5235 3 41200
<http://www.phoenixcontact.de>



© 2011 Phoenix Contact
Technical modifications reserved;