

5-103669-1 ✓ ACTIVE

AMPMODU | AMPMODU MTE


TE Internal #: 5-103669-1

PCB Mount Header, Vertical, Wire-to-Board, 2 Position, 2.54 mm [.1 in] Centerline, Fully Shrouded, Tin, Through Hole - Solder, Signal, AMPMODU MTE

[View on TE.com >](#)



Connectors > PCB Connectors > PCB Headers & Receptacles



Connector System: **Wire-to-Board**

Number of Positions: **2**

Number of Rows: **1**

Centerline (Pitch): **2.54 mm [.1 in]**

PCB Mount Orientation: **Vertical**

## Features

### Product Type Features

|                                   |                       |
|-----------------------------------|-----------------------|
| Connector System                  | Wire-to-Board         |
| Header Type                       | Fully Shrouded        |
| Sealable                          | No                    |
| Connector & Contact Terminates To | Printed Circuit Board |
| PCB Connector Assembly Type       | PCB Mount Header      |

### Configuration Features

|                       |          |
|-----------------------|----------|
| Number of Positions   | 2        |
| Number of Rows        | 1        |
| PCB Mount Orientation | Vertical |

### Electrical Characteristics

|                                       |         |
|---------------------------------------|---------|
| Termination Resistance                | 15 mΩ   |
| Insulation Resistance                 | 5000 MΩ |
| Dielectric Withstanding Voltage (Max) | 600 V   |

### Body Features



|                       |       |
|-----------------------|-------|
| Primary Product Color | Black |
|-----------------------|-------|

### Contact Features

|   |                            |
|---|----------------------------|
| Contact Mating Area Length                              | 5.84 mm[.23 in]            |
| Mating Square Post Dimension                            | .64 mm[.025 in]            |
| PCB Contact Termination Area Plating Material Thickness | 2.54 $\mu$ m[100 $\mu$ in] |
| Contact Mating Area Plating Material Thickness          | 2.54 $\mu$ m[100 $\mu$ in] |
| PCB Contact Termination Area Plating Material Finish    | Matte                      |
| Contact Shape & Form                                    | Square                     |
| Contact Mating Area Plating Material Finish             | Bright                     |
| PCB Contact Termination Area Plating Material           | Tin                        |
| Contact Base Material                                   | Brass                      |
| Contact Mating Area Plating Material                    | Tin                        |
| Contact Type  | Pin                        |
| Contact Current Rating (Max)                            | 3 A                        |

### Termination Features

|   |                       |
|---|-----------------------|
| Square Termination Post & Tail Dimension    | .64 mm[.025 in]       |
| Termination Post & Tail Length              | 3.3 mm[.13 in]        |
| Termination Method to Printed Circuit Board | Through Hole - Solder |

### Mechanical Attachment

|                          |                        |
|--------------------------|------------------------|
| Mating Alignment Type    | Latched, Polarization  |
| Mating Retention         | With                   |
| PCB Mount Retention Type | Swaged Retention Tails |
| Mating Retention Type    | Hold-Down              |
| Connector Mounting Type  | Board Mount            |
| Mating Alignment         | With                   |
| PCB Mount Alignment      | Without                |
| PCB Mount Retention      | With                   |

### Housing Features

|                    |                |
|--------------------|----------------|
| Housing Material   | Thermoplastic  |
| Centerline (Pitch) | 2.54 mm[.1 in] |

### Dimensions

|                  |                |
|------------------|----------------|
| Connector Length | 7.62 mm[.3 in] |
|------------------|----------------|



|                  |                   |
|------------------|-------------------|
| Connector Height | 13.59 mm[.535 in] |
|------------------|-------------------|

|                             |                  |
|-----------------------------|------------------|
| PCB Thickness (Recommended) | 1.57 mm[.062 in] |
|-----------------------------|------------------|

### Usage Conditions

|                             |                            |
|-----------------------------|----------------------------|
| Operating Temperature Range | -65 – 105 °C[-85 – 221 °F] |
|-----------------------------|----------------------------|

### Operation/Application

|                     |        |
|---------------------|--------|
| Circuit Application | Signal |
|---------------------|--------|

### Industry Standards

|                    |                       |
|--------------------|-----------------------|
| Approved Standards | CSA LR7189, UL E28476 |
|--------------------|-----------------------|

|                        |          |
|------------------------|----------|
| UL Flammability Rating | UL 94V-0 |
|------------------------|----------|

### Packaging Features

|                    |    |
|--------------------|----|
| Packaging Quantity | 70 |
|--------------------|----|

|                |           |
|----------------|-----------|
| Packaging Type | Box, Tube |
|----------------|-----------|

### Product Compliance

[For compliance documentation, visit the product page on TE.com>](#)

|                              |           |
|------------------------------|-----------|
| EU RoHS Directive 2011/65/EU | Compliant |
|------------------------------|-----------|

|                             |           |
|-----------------------------|-----------|
| EU ELV Directive 2000/53/EC | Compliant |
|-----------------------------|-----------|

|   |   |
|---|---|
| China RoHS 2 Directive MIIT Order No 32, 2016 | No Restricted Materials Above Threshold |
|---|---|

|  |   |
|--|---|
| EU REACH Regulation (EC) No. 1907/2006 | Current ECHA Candidate List: JUNE 2023 (235)<br>Candidate List Declared Against: JUNE 2023 (235)<br>Does not contain REACH SVHC |
|--|---|

|                 |   |
|-----------------|---|
| Halogen Content | Low Halogen - Br, Cl, F, I < 900 ppm per homogenous material. Also BFR/CFR/PVC Free |
|-----------------|---|

|                           |                                |
|---------------------------|--------------------------------|
| Solder Process Capability | Reflow solder capable to 260°C |
|---------------------------|--------------------------------|

#### Product Compliance Disclaimer

This information is provided based on reasonable inquiry of our suppliers and represents our current actual knowledge based on the information they provided. This information is subject to change. The part numbers that TE has identified as EU RoHS compliant have a maximum concentration of 0.1% by weight in homogenous materials for lead, hexavalent chromium, mercury, PBB, PBDE, DBP, BBP, DEHP, DIBP, and 0.01% for cadmium, or qualify for an exemption to these limits as defined in the Annexes of Directive 2011/65/EU (RoHS2). Finished electrical and electronic equipment products will be CE marked as required by Directive 2011/65/EU. Components may not be CE marked. Additionally, the part numbers that TE has identified as EU ELV compliant have a maximum concentration of 0.1% by weight in homogenous materials for lead, hexavalent chromium, and mercury, and 0.01% for cadmium, or qualify for an exemption to these limits as defined in the Annexes of Directive 2000/53/EC (ELV). Regarding the REACH Regulation, the information TE provides on SVHC in articles for this part number is based on the latest European Chemicals Agency (ECHA) 'Guidance on requirements for substances in articles' posted at this URL: <https://echa.europa.eu/guidance-documents/guidance-on-reach>

## Compatible Parts



TE Part # 487526-1  
002 HOUSING FFC RCPT 100CL SR



TE Part # 5-103956-1  
10X2 MTE RCPT SR LATCH .100CL



TE Part # 5-103959-1  
10X2 MTE RCPT SR LATCH .100CL



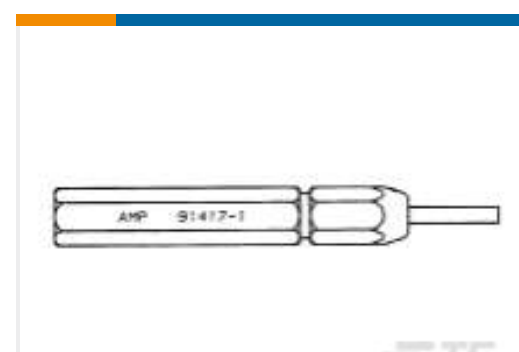
TE Part # 103648-1  
02 MTE RCPT HSG SR RIB .100CL



TE Part # 5-103968-1  
10X2 MTE RCPT SR RIBBED .100CL




TE Part # 5-103971-1  
10X2 MTE RCPT SR RIBBED .100CL



TE Part # 91417-1  
TOOL, KEYING (AMPMODU MTE)

## Also in the Series | AMPMODU MTE




Insertion & Extraction Tools(2)




PCB Connector Shrouds(40)




PCB Headers & Receptacles(763)




Ribbon Connector Accessories(1)



Standard Rectangular Connectors(2)




Wire-to-Board Connector Assemblies & Housings(585)




Wire-to-Board Connector Contacts(32)

## Customers Also Bought



TE Part #5-103669-6  
07 MTE HDR SRST LATCH W/HLDWN



TE Part #5-103669-4  
05 MTE HDR SRST LATCH W/HLDWN



TE Part #1-480698-1  
02P UMNL PLUG HSG BRN



TE Part #3-794680-8  
08P MICRO MNL ASSY,VRT,THRU LF



TE Part #2-1625892-8  
3W SM M/OX 5% 20K



TE Part #1-640453-0  
10P MTA100 HDR ASSY SQ R/A



TE Part #6-146280-2  
12 MODII HDR SRST B/A .100CL

## Documents

### Product Drawings

#### 02 MTE HDR SRST LATCH W/HLDWN

English

### CAD Files

#### 3D PDF

3D

#### Customer View Model

[ENG\\_CVM\\_CVM\\_5-103669-1\\_AB.2d\\_dxf.zip](#)

English

#### Customer View Model

[ENG\\_CVM\\_CVM\\_5-103669-1\\_AB.3d\\_igs.zip](#)

English

#### Customer View Model

[ENG\\_CVM\\_CVM\\_5-103669-1\\_AB.3d\\_stp.zip](#)

English

By downloading the CAD file I accept and agree to the [Terms and Conditions](#) of use.

### Datasheets & Catalog Pages

#### AMP MODU MTE Section of Catalog 1307819

English

#### AMPMODU\_INTERCONNECTION\_SYSTEM\_SECTION5\_CONT

English

#### AMPMODU MTE INTERCONNECT SYSTEM

English

### Product Specifications





### Application Specification

English

---

### Product Environmental Compliance

[MD\\_5-103669-1\\_06282018253\\_dmtec](#)

English

[MD\\_5-103669-1\\_06282018253\\_dmtec](#)

English