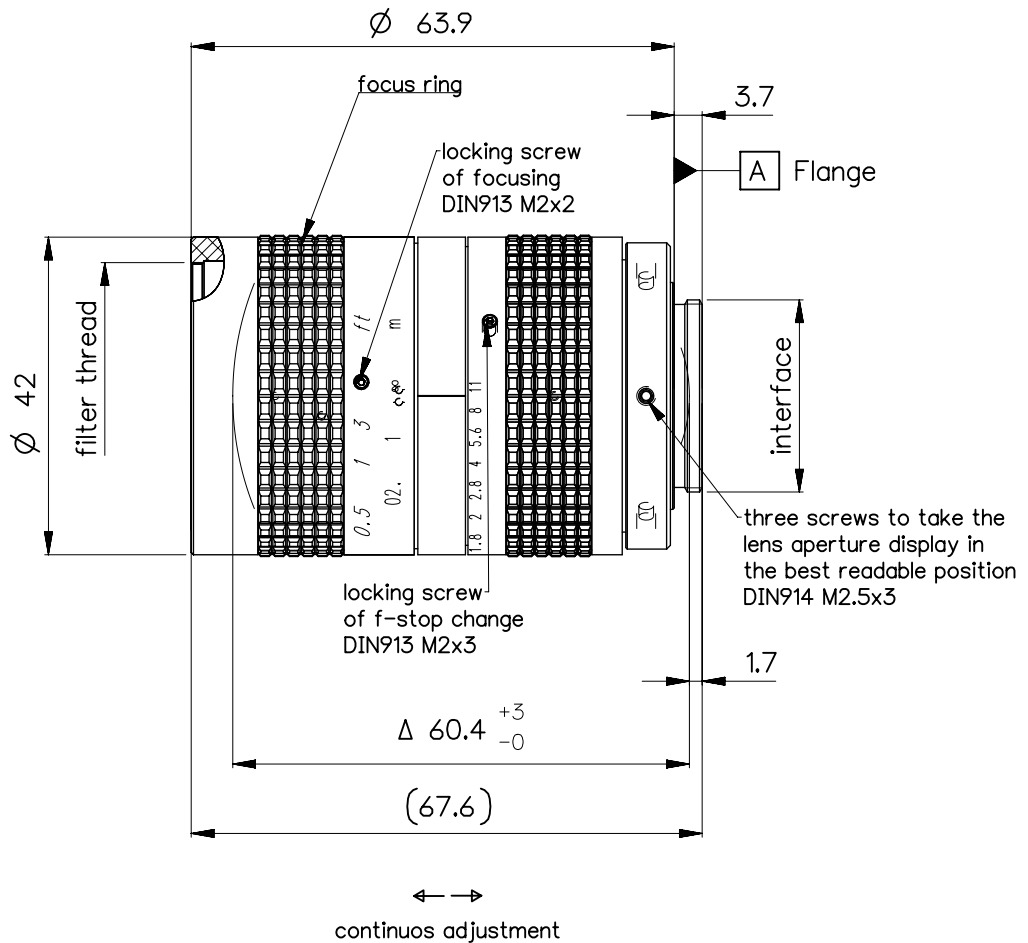
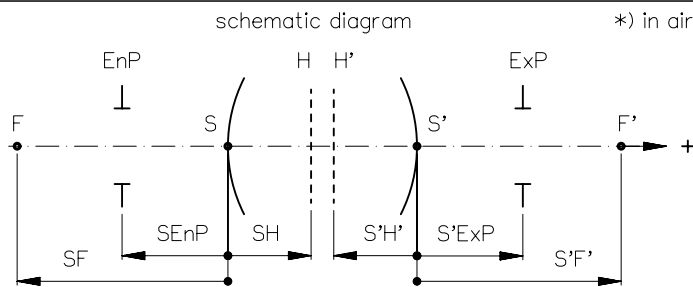


order number	lens name
0020-005-000-40	MeVis-C 1.8/12



Specification		ON	5801-9041
image circle max. (mm)	11	working distance (mm)	30 - ∞
focal length f' (mm)	11.7	interface	C-mount (1-32 UN 2A)
magnification β' [range]	-0.05 [-0.25 ... 0]	filter thread	M35.5 x0.5
spectral range λ (nm)	450 - 950	weight (g)	200



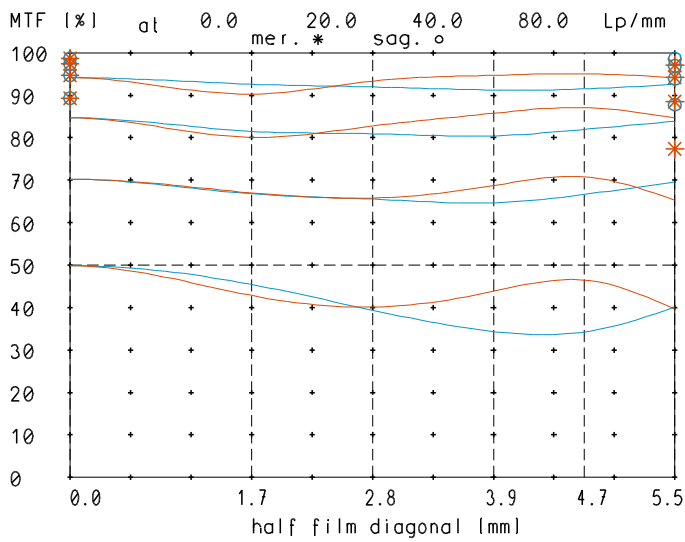
design includes CCD cover glass:		yes 1mm K7		
SF (mm)	20.6	f-stop	∅ EnP	∅ Exp
S'F' (mm) *)	14.6	1.8	6.5	21.4
HH' (mm) *)	30.9	2	5.8	19.2
SH (mm)	32.9	2.8	4.2	13.7
S'H' (mm) *)	2.5	4	2.9	9.6
SEnP (mm)	24.5	5.6	2.0	6.9
S'Exp (mm) *)	-37.9	11	1.1	3.5

NX	EU-D	AL-T1A	US-D	US-ML	not export controlled
	REV	ECC	DATE	APPROVED	PDM Status Freigabe
	a	Neuausg	04.08.14	Schiffe	-
	b	17-0329	04.06.18	Denk	
PROTECTIVE NOTE "DIN ISO 16016" TO BE OBSERVED	GENERAL TOLERANCE OF DIMENSION, FORM, POS.			SCALE	1:1
	BASIC TOLERANCING PRINCIPLE ISO 8015			MATERIAL	
	FIRST ISSUE	DATE	NAME	TITLE	
	CHKD	04.08.14	Stauder	MeVis-C 1.8/12	
DIN A 4	ALL DIMENSIONS ARE IN MM AND INCLUDE SURFACE TREATMENT			DRAWING NO.	0020-005-100-00-0001b
				REPLACES	0020-005-100-40
					SHEET 1 OF 1

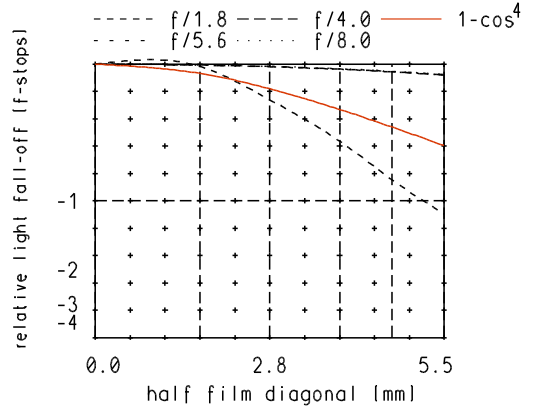


# Mev is-C\_12mm

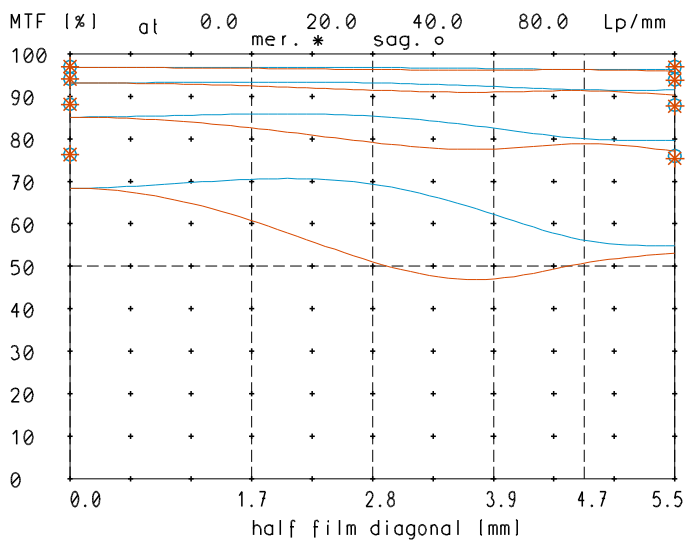
MTF at ratio -0.05 f/ 1.8



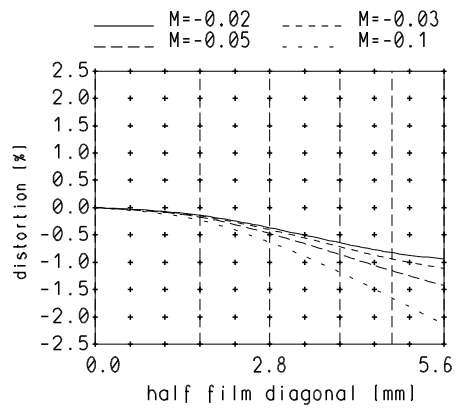
relative light fall-off at ratio -0.05



MTF at ratio -0.05 f/ 4.0

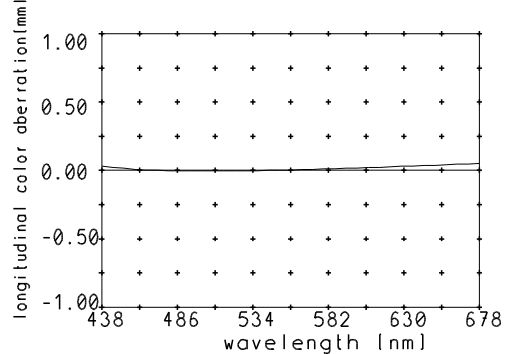


Distortion at ratio -0.02 to -0.1



— sagittal, o Diffraction limited value  
— meridional\* Diffraction limited value

Longitudinal color aberration at ratio -0.05



Named frequencies (line pairs/mm) in modular transfer function (MTF) as well as diagrams of relative light fall-off, distortion and longitudinal color aberration refer to film plane.