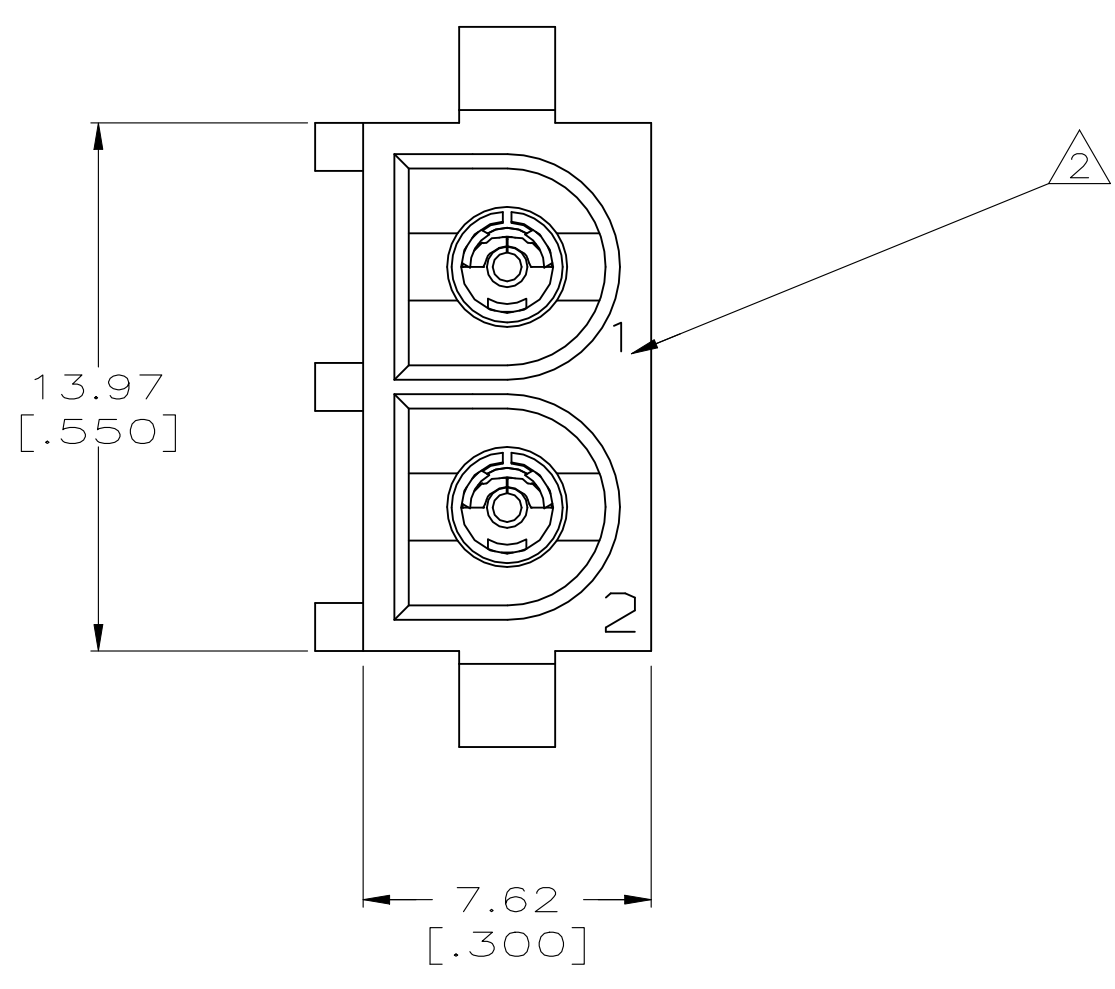
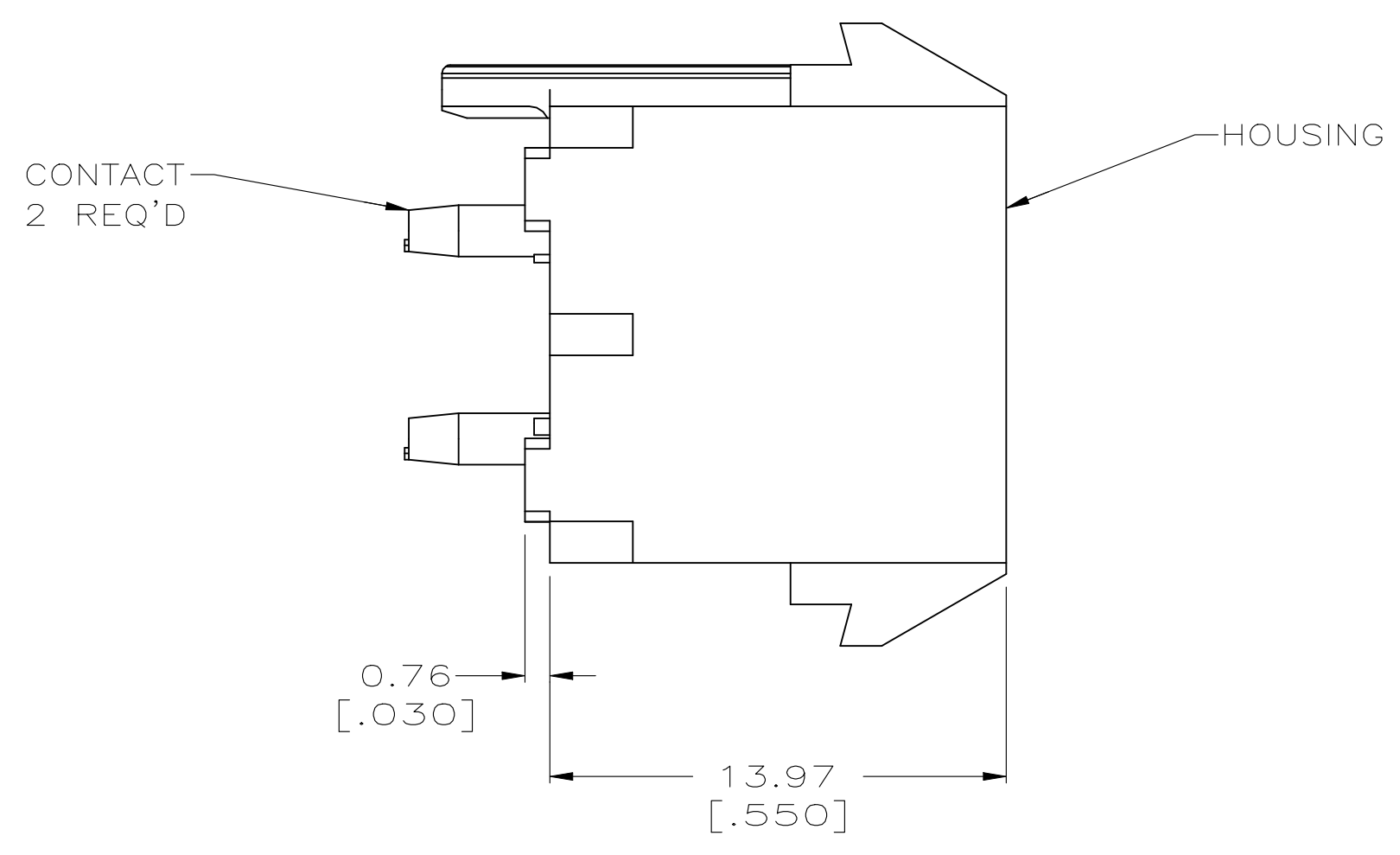
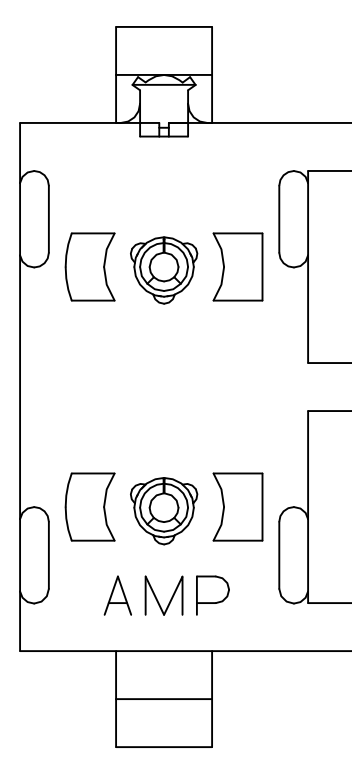
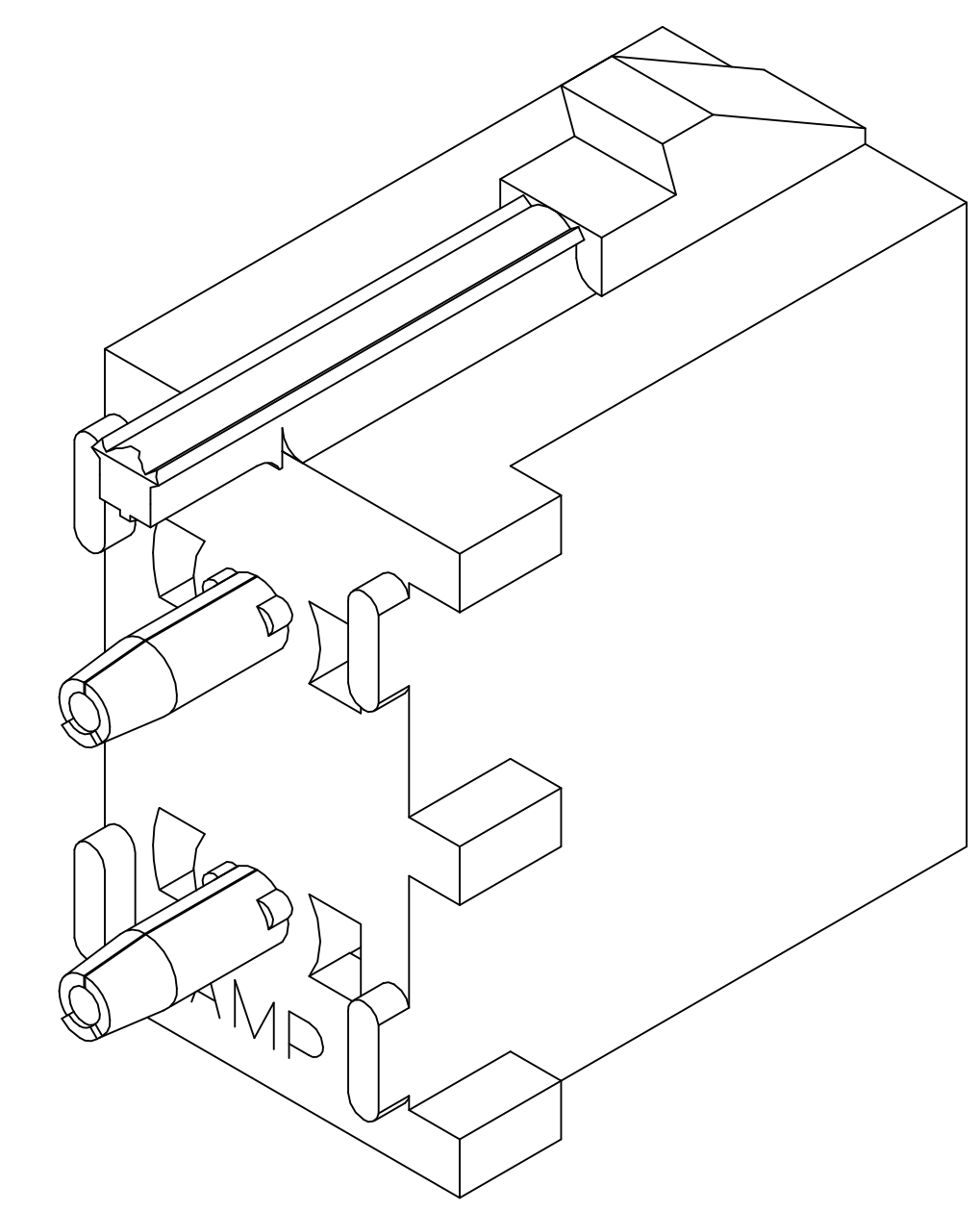
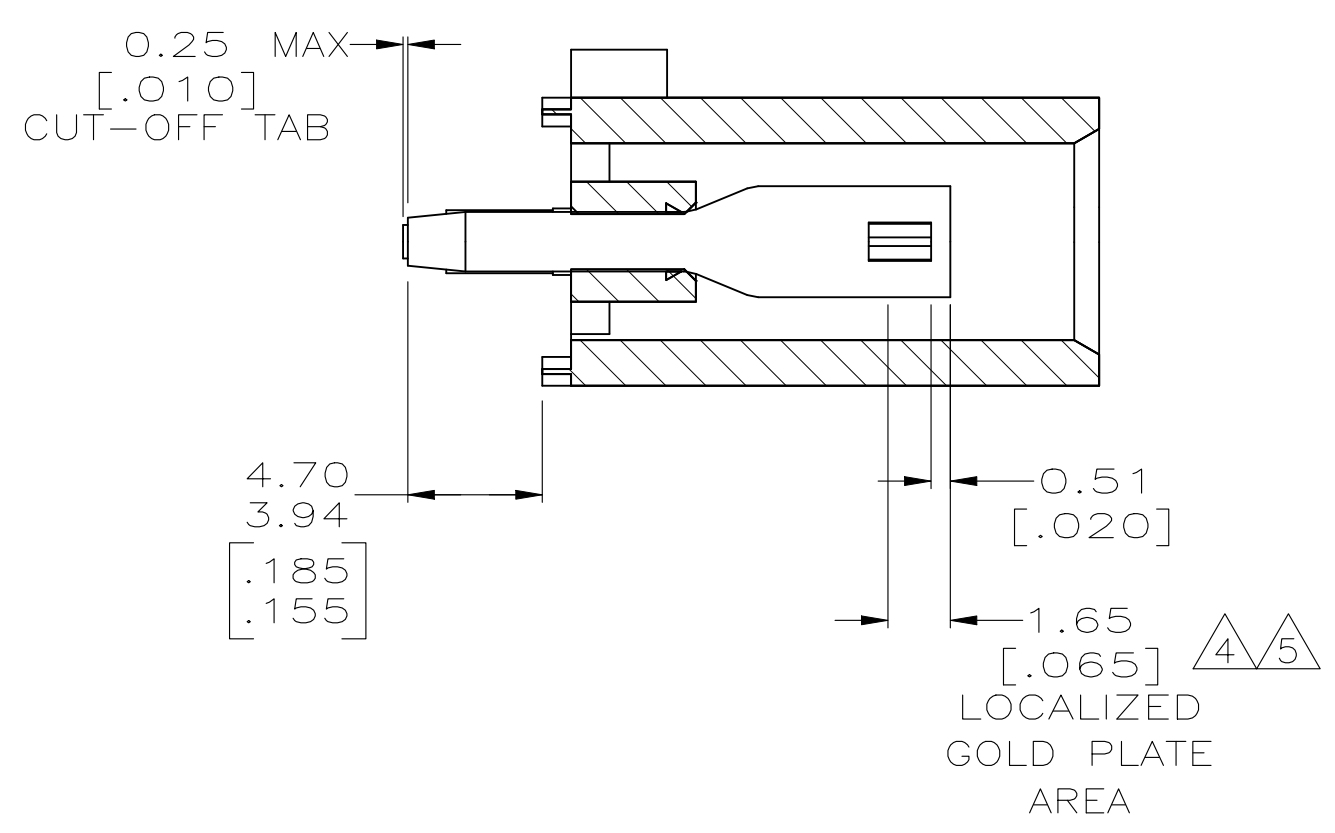


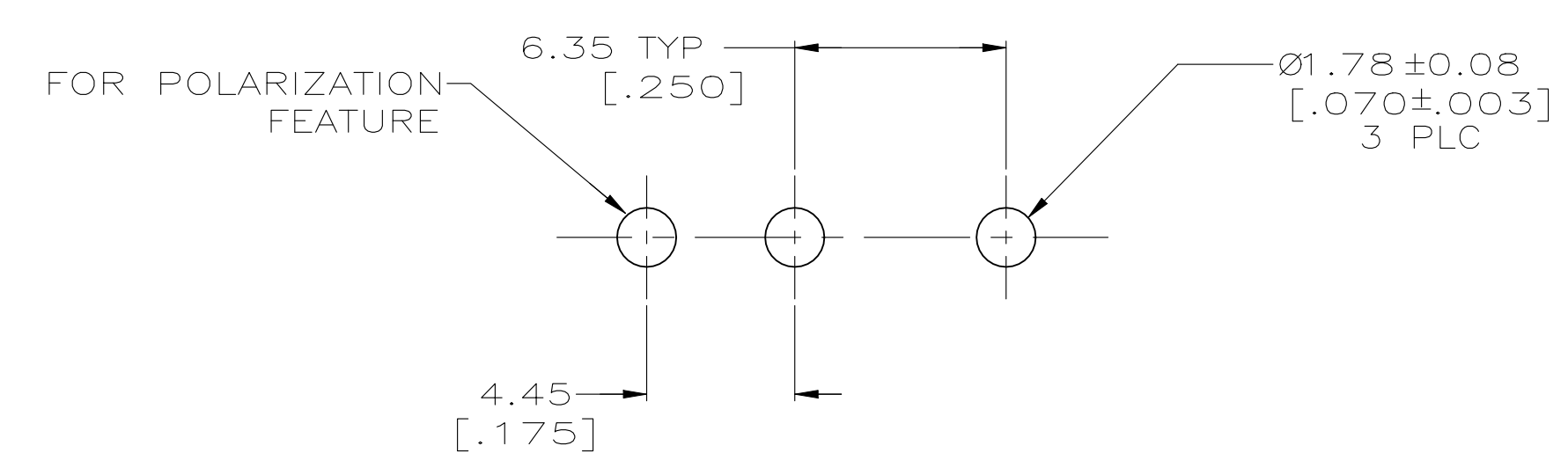
LOC		DIST		REVISIONS			
CM	00	REV	DATE	BY	CHK	APP'D	REV
L2	REVISED PER ECR-21-117154		01AUG2022	SM		VS	



- 1 PARTS COMPLY TO AMP SOLDERABILITY SPECIFICATION 109-11-3.
- 2 CIRCUIT IDENTIFICATION CHARACTERS ARE ADJACENT TO THE INDICATED CAVITIES, BUT LOCATION AND ORIENTATION MAY DIFFER FROM PRINT.
- 3 DIMENSIONS IN BRACKETS ARE IN INCHES.
- 4 CONTACT IS STAMPED FROM PRE-PLATED STOCK WHICH IS PLATED OVERALL WITH 0.00127 - 0.00178 [.000050 - .000070] NICKEL, THEN STRIPED WITH 0.00076 [.000030] GOLD IN CONTACT AREA INDICATED AND MATTE TIN LEAD ON SOLDER TAIL END.
- 5 CONTACT IS STAMPED FROM PRE-PLATED STOCK WHICH IS PLATED OVERALL WITH 0.00127 - 0.00178 [.000050 - .000070] NICKEL, THEN STRIPED WITH 0.00076 [.000030] GOLD IN CONTACT AREA INDICATED AND MATTE TIN ON SOLDER TAIL END.
- 6 SUPERSEDED BY 643412-3
- 7 DIMENSIONS SHOWN REPRESENT PRODUCT IN DRY CONDITION. ADDITIONAL 2% GROWTH DUE TO END USE LOCATION MOISTURE ABSORPTION MAY OCCUR AND SHOULD BE ACCOUNTED FOR.



3-DIMENSIONAL MODEL NTS



RECOMMENDED MOUNTING HOLE PATTERN FOR 1.57 [.062] THICK P.C. BOARD

MATERIAL	CONTACT MATERIAL AND FINISH	HOUSING MATERIAL	PART NUMBER
PHOSPHOR BRONZE, GOLD	NYLON,UL94V-0,WHITE		643412-3
PHOSPHOR BRONZE, GOLD	NYLON,UL94V-0,WHITE		643412-2
PHOSPHOR BRONZE, PRE-TIN	NYLON,UL94V-0,WHITE		643412-1

THIS DRAWING IS A CONTROLLED DOCUMENT.		DIN L McEACHIN 07-JAN-2000	STE TE Connectivity
DIMENSIONS: mm [INCHES]		CHK K COBLE 07-JUN-2000	
TOLERANCES UNLESS OTHERWISE SPECIFIED:		APP'D K COBLE 07-JUN-2000	NAME
0 PLC ± -		PRODUCT SPEC	SOCKET HEADER ASSEMBLY, POLARIZED, 2 CIRCUIT UNIVERSAL MATE-N-LOK™
1 PLC ± -		APPLICATION SPEC	SIZE CAGE CODE DRAWING NO RESTRICTED TO
2 PLC ± 0.13 [.005]		WEIGHT	A1 00779 643412
3 PLC ± -		CUSTOMER DRAWING	SCALE 5:1 SHEET 1 OF 1 REV L2
4 PLC ± -			
ANGLES ± 9±30'			