

292227-2 ✓ ACTIVE



AMP Mini CT

TE Internal #: 292227-2

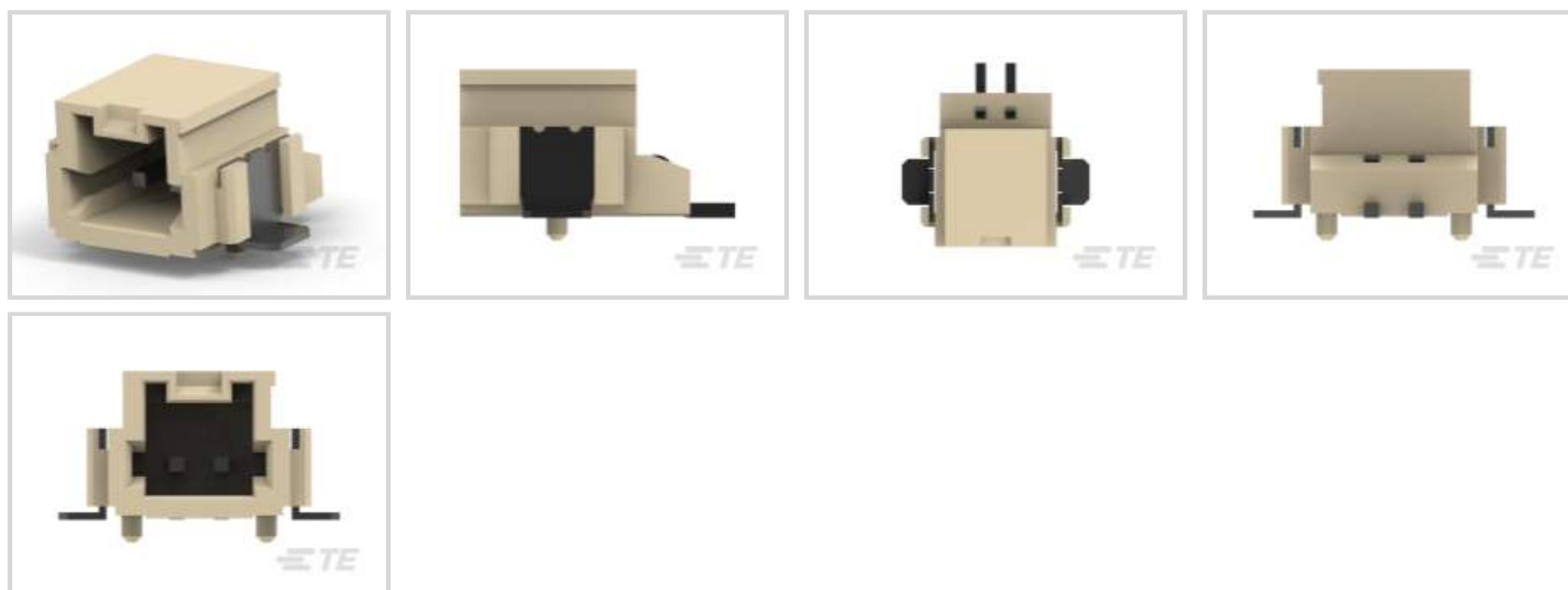
PCB Mount Header, Right Angle, Wire-to-Board, 2 Position, 1.5 mm

[.059 in] Centerline, Fully Shrouded, Tin, Surface Mount, Signal,

AMP Mini CT

[View on TE.com >](#)

Connectors > PCB Connectors > PCB Headers & Receptacles



Connector System: **Wire-to-Board**

Number of Positions: **2**

Number of Rows: **1**

Centerline (Pitch): **1.5 mm [.059 in]**

PCB Mount Orientation: **Right Angle**

Features

Product Type Features

Connector System	Wire-to-Board
Header Type	Fully Shrouded
Sealable	No
Connector & Contact Terminates To	Printed Circuit Board
PCB Connector Assembly Type	PCB Mount Header

Configuration Features

Number of Positions	2
Number of Rows	1
PCB Mount Orientation	Right Angle

Electrical Characteristics

Operating Voltage	50 VAC
-------------------	--------

Body Features

Primary Product Color	Natural
-----------------------	---------



Contact Features

Contact Mating Area Length	2.4 mm[.095 in]
Mating Square Post Dimension	.5 mm[.02 in]
PCB Contact Termination Area Plating Material Thickness	1 μ m[39.37 μ in]
Contact Layout	Inline
Contact Mating Area Plating Material Thickness	1 μ m[39.37 μ in]
Contact Shape & Form	Square
Contact Mating Area Plating Material Finish	Matte
PCB Contact Termination Area Plating Material	Pre-Tin
Contact Base Material	Brass
Contact Mating Area Plating Material	Tin
Contact Type	Pin
Contact Current Rating (Max)	2 A

Termination Features

Square Termination Post & Tail Dimension	.5 mm[.02 in]
Termination Method to Printed Circuit Board	Surface Mount

Mechanical Attachment

PCB Mount Alignment Type	Locating Posts
Mating Alignment Type	Polarization
Mating Retention	With
PCB Mount Retention Type	Solder Peg
Mating Retention Type	Latch
Connector Mounting Type	Board Mount
Mating Alignment	With
PCB Mount Alignment	With
PCB Mount Retention	With

Housing Features

Housing Material	Nylon 6T
Centerline (Pitch)	1.5 mm[.059 in]

Dimensions

Connector Length	7.5 mm[.295 in]
Connector Height	7.7 mm[.303 in]



Connector Width	4.9 mm[.192 in]
-----------------	-----------------

PCB Thickness (Recommended)	.8 mm[.031 in]
-----------------------------	----------------

Usage Conditions

Operating Temperature Range	-22 – 221 °C[-30 – 105 °F]
-----------------------------	----------------------------

Operation/Application

Assembly Process Feature	Pick and Place Cover
--------------------------	----------------------

Circuit Application	Signal
---------------------	--------

Industry Standards

Agency/Standard	CSA, UL
-----------------	---------

Approved Standards	CSA LR7189, UL E28476
--------------------	-----------------------

UL Flammability Rating	UL 94V-0
------------------------	----------

Packaging Features

Packaging Quantity	200
--------------------	-----

Packaging Type	Reel
----------------	------

Product Compliance

[For compliance documentation, visit the product page on TE.com>](#)

EU RoHS Directive 2011/65/EU	Compliant
------------------------------	-----------

EU ELV Directive 2000/53/EC	Compliant
-----------------------------	-----------

China RoHS 2 Directive MIIT Order No 32, 2016	No Restricted Materials Above Threshold
---	---

EU REACH Regulation (EC) No. 1907/2006	Current ECHA Candidate List: JUNE 2023 (235) Candidate List Declared Against: JUNE 2023 (235) Does not contain REACH SVHC
--	---

Halogen Content	Not Low Halogen - contains Br or Cl > 900 ppm.
-----------------	--

Solder Process Capability	Reflow solder capable to 245°C
---------------------------	--------------------------------

Product Compliance Disclaimer

This information is provided based on reasonable inquiry of our suppliers and represents our current actual knowledge based on the information they provided. This information is subject to change. The part numbers that TE has identified as EU RoHS compliant have a maximum concentration of 0.1% by weight in homogenous materials for lead, hexavalent chromium, mercury, PBB, PBDE, DBP, BBP, DEHP, DIBP, and 0.01% for cadmium, or qualify for an exemption to these limits as defined in the Annexes of Directive 2011/65/EU (RoHS2). Finished electrical and electronic equipment products will be CE marked as required by Directive 2011/65/EU. Components may not be CE marked. Additionally, the part numbers that TE has identified as EU ELV compliant have a maximum concentration of 0.1% by weight in homogenous materials for lead, hexavalent chromium, and mercury, and 0.01% for cadmium, or qualify for an exemption to these limits as defined in the Annexes of Directive 2000/53/EC (ELV). Regarding the REACH Regulation, the information TE provides

on SVHC in articles for this part number is based on the latest European Chemicals Agency (ECHA) 'Guidance on requirements for substances in articles' posted at this URL: <https://echa.europa.eu/guidance-documents/guidance-on-reach>

Compatible Parts



TE Part # 2-179694-2
2MM CT MT REC ASSY 2P GRAY



TE Part # CAT-AM7053-H8172
Mini Common Termination (CT) Housings



TE Part # CAT-AM7053-C7671
Mini Common Termination Contacts



TE Part # 353293-2
MINI CT MT REC ASSY 2P GRAY



TE Part # 1-353293-3
MINI CT MT REC ASSY 13P GRAY




TE Part # 5-353293-2
MINI CT MT REC ASSY 2P BLUE



TE Part # 2058943-1
Cable Assembly Mini CT 2 pos.



TE Part # 1-2058943-2
Cable Assembly Mini CT, 80.0MM Length



TE Part # 2058943-6
Cable Assy, Mini CT 2 pos., 24 in


Also in the Series | AMP Mini CT




PCB Connector Mounting(10)



PCB Headers & Receptacles(332)



Wire-to-Board Connector Assemblies & Housings(172)



Wire-to-Board Connector Contacts(4)

Customers Also Bought



TE Part #3-794677-8
8POS MICRO MNL ASSY,R/A,THRU



TE Part #1-292230-1
1.5 MINI CT SGL V SMT W/BOSS 1



TE Part #292207-4
MINI CT SGL DIP V 4P NAT



TE Part #1-1744416-0
10 POS EP II HSG, GLOW WIRE



TE Part #1437565-6
FSM104=NEW P/N



TE Part #1-1744489-0
3.96 EP HDR ASY 10P NO PEG, GW



TE Part #6-292208-0
MINI CT D/R DIP 40P BLACK



TE Part #3-336369-1
250 FASTON HSG.,REC.,1 POS,
NATURAL

Documents

Product Drawings

1.5 MINI CT SGL H SMT W BOSS 2

English

CAD Files

3D PDF

3D

Customer View Model

[ENG_CVM_CVM_292227-2_A1.2d_dxf.zip](#)

English

Customer View Model

[ENG_CVM_CVM_292227-2_A1.3d_igs.zip](#)

English

Customer View Model

[ENG_CVM_CVM_292227-2_A1.3d_stp.zip](#)

English

By downloading the CAD file I accept and agree to the [Terms and Conditions](#) of use.

Product Specifications

Application Specification

English

Product Environmental Compliance

[MD_292227-2_102320182320_dmtec](#)

English

[MD_292227-2_102320182320_dmtec](#)

English



Agency Approvals

UL

English