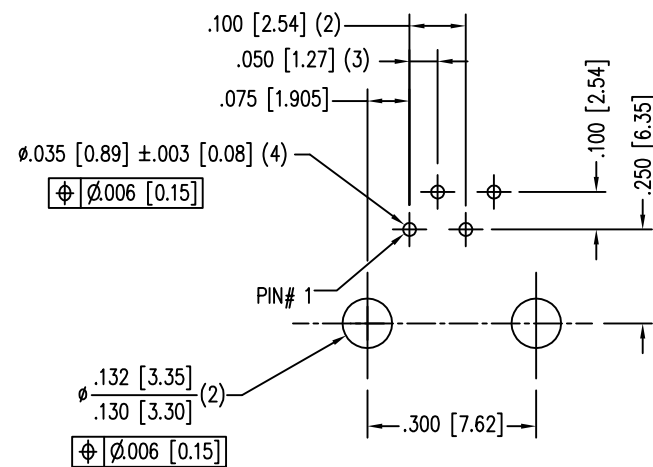
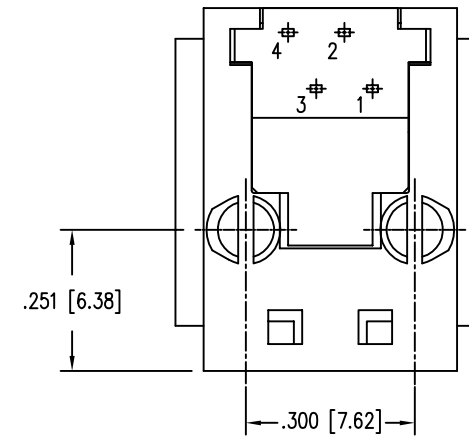
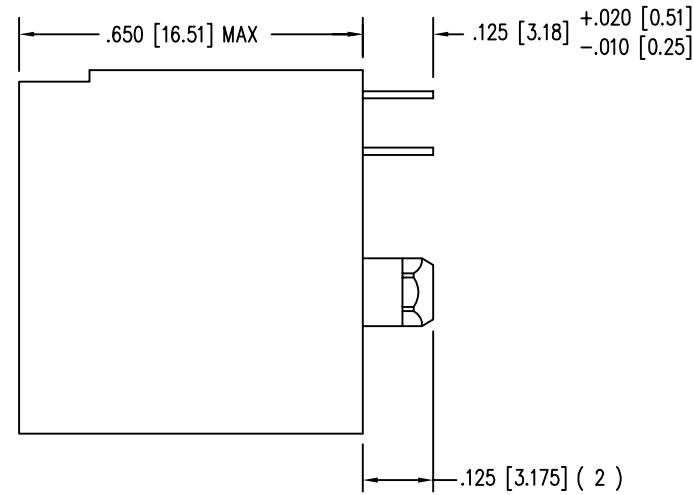
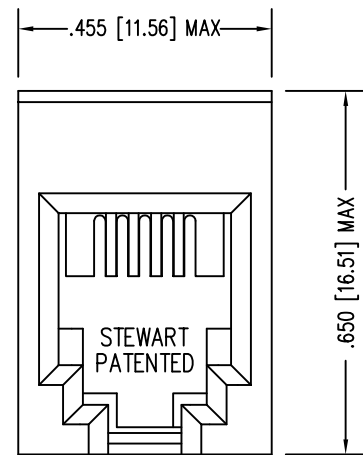


DATE	REV	ECN	APP'D. BY
1-14-15	A4	10197	TRM
3-16-16	A5	10623	TRM



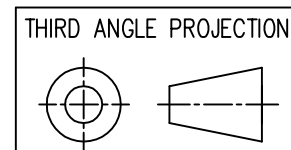
P.C.B. RECOMMENDED HOLE LAYOUT
SEEN FROM COMPONENT SIDE

ALL CENTERLINE DIMENSIONS ARE BASIC.

NOTES:

- CONNECTOR MATERIALS:
HOUSING: THERMOPLASTIC UL94 V-0
CONTACTS: COPPER ALLOY
CONTACT PLATING: SELECTIVE GOLD IN CONTACT AREA
- DIMENSIONS AND TOLERANCES COMPLY WITH TIA-1096 STANDARD.
- FOR PRODUCT SPECIFICATION SEE PR026-01.

30 MICRO-INCHES [0.76um]	SS65400-003F
CONTACT PLATING IN MATING AREA	PART NUMBER



DO NOT SCALE DRAWING
DRAWING IS SUBJECT TO
CHANGE WITHOUT NOTICE

DIMENSIONS: INCHES [METRIC]
UNLESS OTHERWISE SPECIFIED
TOLERANCES ARE $\pm .005 [0.13]$
ANGLES ARE $\pm 1^\circ$

SHEET NO. 1 OF 1



1118 Susquehanna Trail South
Glen Rock, PA 17327-9199
(717) 235-7512
<http://www.stewartconnector.com>

TITLE: FOUR CONTACT, FOUR POSITION VERTICAL MOUNT JACK
NON-FLANGE

THIS DRAWING AND THE SUBJECT MATTER SHOWN THEREON
ARE CONFIDENTIAL AND THE PROPRIETARY PROPERTY OF
STEWART CONNECTOR AND SHALL NOT BE REPRODUCED,
COPIED, OR USED IN ANY MANNER WITHOUT PRIOR WRITTEN
CONSENT OF STEWART CONNECTOR. ONE OR MORE U.S. PATENTS
MAY APPLY TO THIS PRODUCT. FOR DETAILS, PLEASE
VISIT: [HTTP://BELFUSE.COM/STEWART/STEWART_PATENTS/](http://BELFUSE.COM/STEWART/STEWART_PATENTS/)

DRN BY: RVO	DATE 02-08-05
APPD BY: RGC	DATE 02-22-05
DWG NO. CT650005F	REV. A5

