

917725-1 ✓ ACTIVE

AMP Signal Double Lock

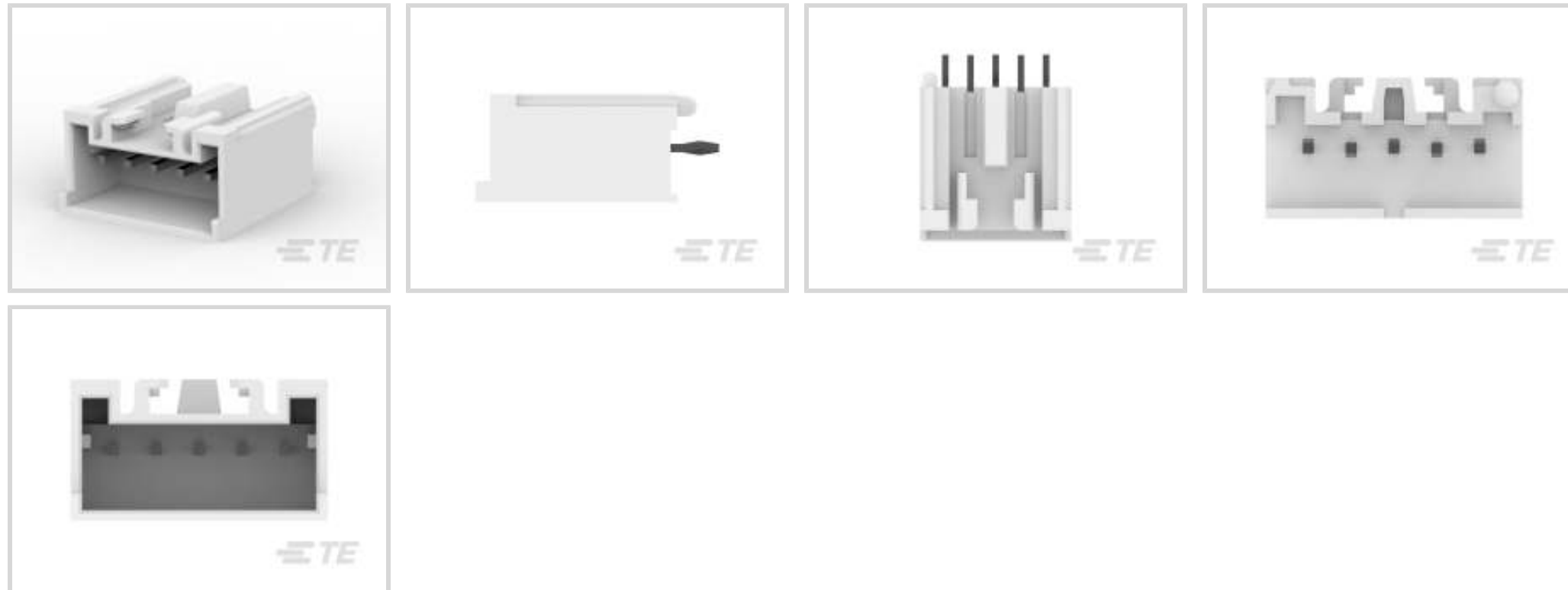
TE Internal #: 917725-1

PCB Mount Header, Vertical, Wire-to-Board, 5 Position, 2.5 mm [.098 in] Centerline, Fully Shrouded, Tin, Through Hole - Solder, AMP Signal Double Lock

[View on TE.com >](#)



Connectors > PCB Connectors > PCB Headers & Receptacles



Connector System: **Wire-to-Board**

Number of Positions: **5**

Number of Rows: **1**

Centerline (Pitch): **2.5 mm [.098 in]**

PCB Mount Orientation: **Vertical**

Features

Product Type Features

| | |
|-----------------------------------|-----------------------|
| Connector System | Wire-to-Board |
| Header Type | Fully Shrouded |
| Sealable | No |
| Connector & Contact Terminates To | Printed Circuit Board |
| PCB Connector Assembly Type | PCB Mount Header |

Configuration Features

| | |
|-----------------------|----------|
| Number of Positions | 5 |
| Number of Rows | 1 |
| PCB Mount Orientation | Vertical |

Electrical Characteristics

| | |
|-------------------|---------|
| Operating Voltage | 250 VAC |
|-------------------|---------|

Body Features

| | |
|-----------------------|---------|
| Connector Profile | High |
| Primary Product Color | Natural |



Contact Features

| | |
|---|--|
| Contact Mating Area Length | 4.7 mm[.18 in] |
| Mating Square Post Dimension | .64 mm[.025 in] |
| PCB Contact Termination Area Plating Material Thickness | .8 – 2.5 μm [31.49 – 98.42 μin] |
| Contact Layout | Inline |
| Contact Underplating Material Thickness | .5 – 1.2 μm [19.68 – 47.24 μin] |
| Contact Mating Area Plating Material Thickness | .8 μm [31.49 μin] |
| PCB Contact Termination Area Plating Material Finish | Matte |
| Contact Shape & Form | Square |
| Contact Mating Area Plating Material Finish | Matte |
| Contact Underplating Material | Copper |
| PCB Contact Termination Area Plating Material | Tin |
| Contact Base Material | Copper Alloy |
| Contact Mating Area Plating Material | Tin |
| Contact Type | Pin |
| Contact Current Rating (Max) | 3 A |

Termination Features

| | |
|---|-----------------------|
| Square Termination Post & Tail Dimension | .64 mm[.025 in] |
| Termination Post & Tail Length | 3.18 mm[.125 in] |
| Termination Method to Printed Circuit Board | Through Hole - Solder |

Mechanical Attachment

| | |
|--------------------------|--------------|
| PCB Mount Alignment Type | Boss |
| Mating Alignment Type | Polarization |
| Mating Retention | With |
| PCB Mount Retention Type | Kinked |
| Mating Retention Type | Latch |
| Connector Mounting Type | Board Mount |
| Mating Alignment | With |
| PCB Mount Alignment | With |
| PCB Mount Retention | With |

Housing Features

| | |
|------------------|--------------|
| Housing Material | Nylon 6/6 GF |
|------------------|--------------|



| | |
|--------------------|-----------------|
| Centerline (Pitch) | 2.5 mm[.098 in] |
|--------------------|-----------------|

Dimensions

| | |
|-----------------------------|-----------------|
| Connector Length | 15 mm[.59 in] |
| Connector Height | 15.3 mm[.6 in] |
| Connector Width | 8.2 mm[.32 in] |
| PCB Thickness (Recommended) | 1.6 mm[.063 in] |

Usage Conditions

| | |
|-----------------------------|----------------------------|
| Operating Temperature Range | -30 – 105 °C[-22 – 221 °F] |
|-----------------------------|----------------------------|

Operation/Application

| | |
|---------------------|--------|
| Circuit Application | Signal |
|---------------------|--------|

Industry Standards

| | |
|------------------------|-----------|
| Glow Wire Rating | Glow Wire |
| Agency/Standard | CSA, UL |
| UL Flammability Rating | UL 94V-0 |

Packaging Features

| | |
|--------------------|----------|
| Packaging Quantity | 150 |
| Packaging Type | Bag, Box |

Product Compliance

[For compliance documentation, visit the product page on TE.com>](#)

| | |
|---|---|
| EU RoHS Directive 2011/65/EU | Compliant |
| EU ELV Directive 2000/53/EC | Compliant |
| China RoHS 2 Directive MIIT Order No 32, 2016 | No Restricted Materials Above Threshold |
| EU REACH Regulation (EC) No. 1907/2006 | Current ECHA Candidate List: JUNE 2023 (235) Candidate List Declared Against: JUNE 2022 (224) Does not contain REACH SVHC |
| Halogen Content | Not Low Halogen - contains Br or Cl > 900 ppm. |
| Solder Process Capability | Wave solder capable to 265°C |

Product Compliance Disclaimer

This information is provided based on reasonable inquiry of our suppliers and represents our current actual knowledge based on the information they provided. This information is subject to change. The part numbers that TE has identified as EU RoHS compliant have a maximum concentration of 0.1% by weight in homogenous materials for lead, hexavalent

chromium, mercury, PBB, PBDE, DBP, BBP, DEHP, DIBP, and 0.01% for cadmium, or qualify for an exemption to these limits as defined in the Annexes of Directive 2011/65/EU (RoHS2). Finished electrical and electronic equipment products will be CE marked as required by Directive 2011/65/EU. Components may not be CE marked. Additionally, the part numbers that TE has identified as EU ELV compliant have a maximum concentration of 0.1% by weight in homogenous materials for lead, hexavalent chromium, and mercury, and 0.01% for cadmium, or qualify for an exemption to these limits as defined in the Annexes of Directive 2000/53/EC (ELV). Regarding the REACH Regulation, the information TE provides on SVHC in articles for this part number is based on the latest European Chemicals Agency (ECHA) 'Guidance on requirements for substances in articles' posted at this URL: <https://echa.europa.eu/guidance-documents/guidance-on-reach>

Compatible Parts



TE Part # 917689-1
2.5 SIGNAL D/LOCK PLUG HSG 5P




TE Part # 5-917689-1
2.5 SIGNAL D/LOCK PLUG HSG 5P (GWT)




TE Part # 917713-2
2.5 S.D.LOCK HDR HSG 5P H/PRO.

Also in the Series | AMP Signal Double Lock




Connector Contacts(8)




Insertion & Extraction Tools(1)




PCB Headers & Receptacles(144)




PCB Latches, Locks & Retainers(17)



Rectangular Caps & Covers(1)




Rectangular Connector Housings(23)




Rectangular Connector Locking(2)




Rectangular Connector Seals(10)




Rectangular Power Connectors(3)



Standard Rectangular Connectors(1)



Wire-to-Board Connector Assemblies & Housings(76)



Wire-to-Board Connector Contacts(6)

Customers Also Bought



Documents

Product Drawings

[2.5 SIGNAL D/LOCK HDR ASSY 5P](#)

English

CAD Files

[3D PDF](#)

English

[Customer View Model](#)

[ENG_CVM_917725-1_D.3d_igs.zip](#)

English

[Customer View Model](#)

[ENG_CVM_917725-1_D.3d_stp.zip](#)

English

[Customer View Model](#)

[ENG_CVM_917725-1_D.2d_dxf.zip](#)

English

[3D PDF](#)

3D

[Customer View Model](#)

[ENG_CVM_CVM_917725-1_G.2d_dxf.zip](#)

English

[Customer View Model](#)

[ENG_CVM_CVM_917725-1_G.3d_igs.zip](#)

English

[Customer View Model](#)



[ENG_CVM_CVM_917725-1_G.3d_stp.zip](#)

English

By downloading the CAD file I accept and agree to the [Terms and Conditions](#) of use.

Datasheets & Catalog Pages

[SOFT_SHELL_PIN_AND_SOCKET_CONNECTORS_CATALOG](#)

English

[1773458-3_2.5MM_SIGNAL_DOUBLE_LOCK_CONNECTORS](#)

English

Product Environmental Compliance

[MD_917725-1_022620181117_dmtec](#)

English

[MD_917725-1_022620181117_dmtec](#)

English

Instruction Sheets

[Instruction Sheet \(non U.S.\)](#)

English

[AMP 2.5 SIGNAL DOUBLE LOCK CONNECTOR SERIES](#)

English

Agency Approvals

[CSA Certificate](#)

English

[CSA Certificate](#)

English