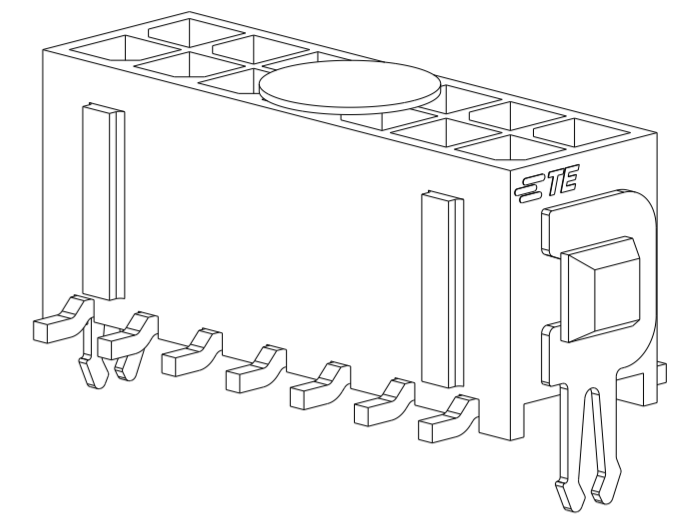
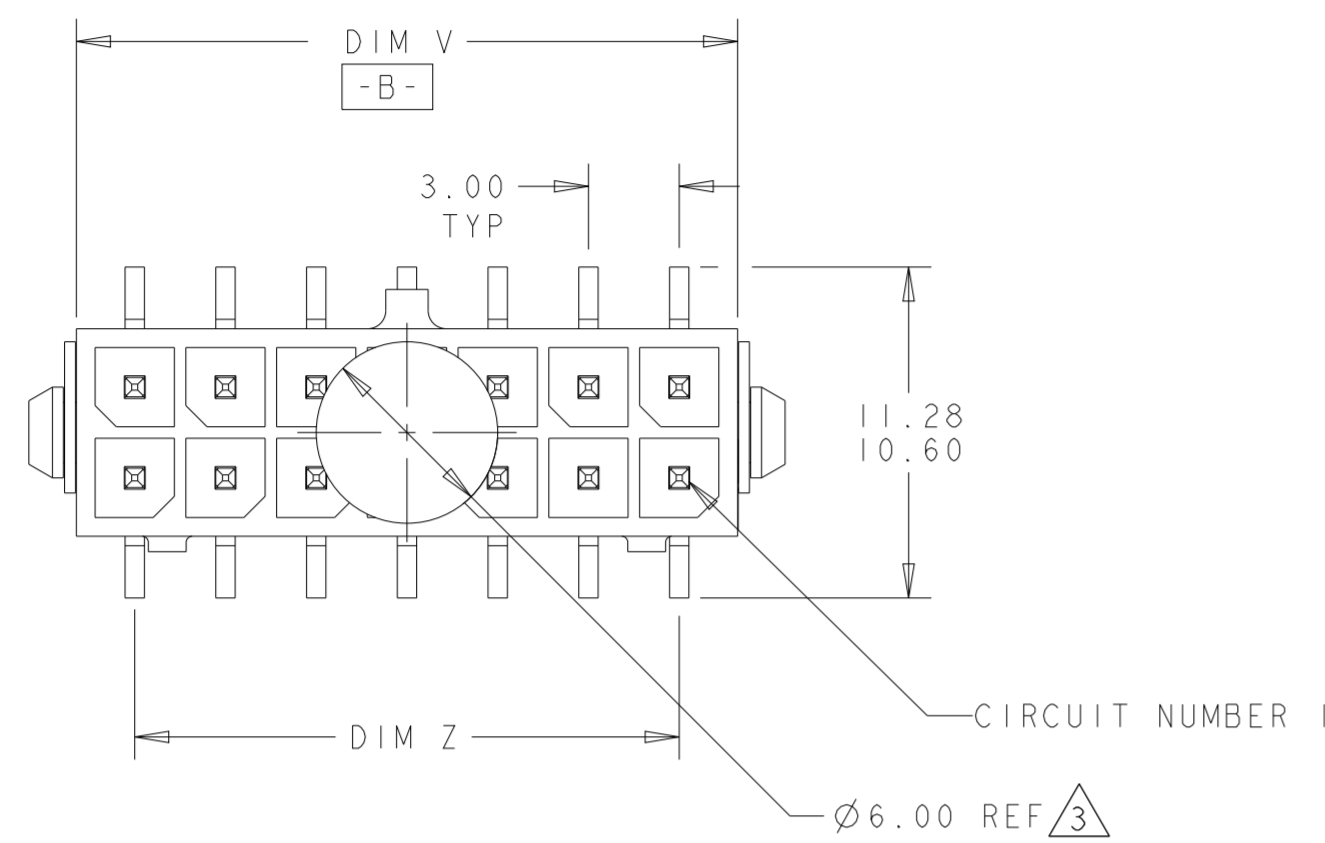
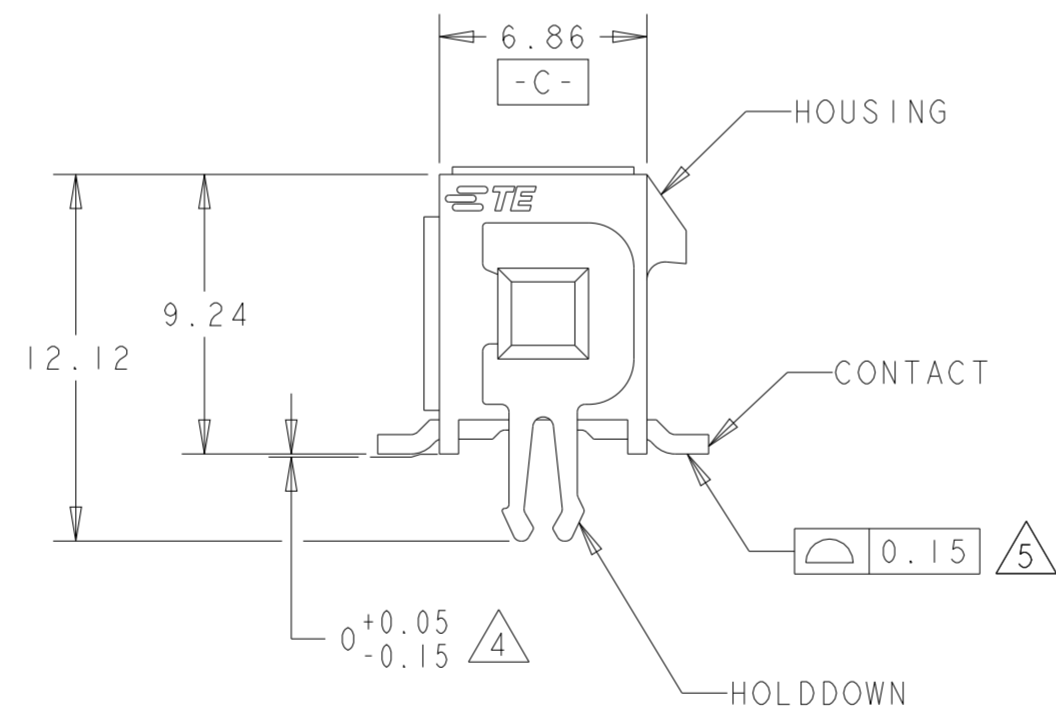
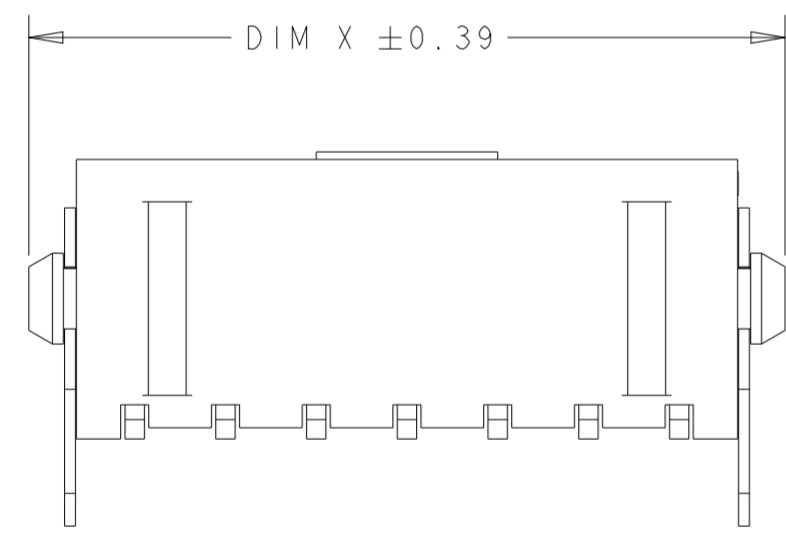


THIS DRAWING IS UNPUBLISHED. RELEASED FOR PUBLICATION 20
 © COPYRIGHT 20 ALL RIGHTS RESERVED.

REVISIONS					
P	LTR	DESCRIPTION	DATE	DWN	APVD
J2		REVISED PER ECR-17-017609	04DEC2017	JB	DZ
J3		ECO-19-006502	30APR2019	AP	WS
J4		REVISED PER ECN-23-206968	10APR2023	WLS	VS



- 1 MATERIAL:
HOUSING - UL 94V-0 RATED HIGH TEMP NYLON, COLOR BLACK.
CONTACTS - BRASS.
HOLDDOWNS - PHOSPHOR BRONZE.
- 2 RECOMMENDED PC BOARD THICKNESS OF 1.57.
- 3 KAPTON VACUUM PICK UP BUTTON.
- 4 DIMENSION APPLIES TO SOLDERTAIL SURFACES AND STANDOFF SURFACES.
- 5 ALL SOLDERTAILS.
- 6 PLATING:
CONTACTS - 2.54µm MINIMUM MATTE TIN OVER 1.27µm MINIMUM NICKEL.
HOLDDOWNS - 2.54µm MINIMUM MATTE TIN OVER 1.27µm MINIMUM NICKEL.
- 7 COUNTERPART RECOMMENDED IS PN 794617 (DASH ACC. TO NUMBER OF POSITION).
- 8 FOR REELING DIRECTION AND PACKAGING TYPE, SEE SPECIFICATION 114-13000.



36.86	37.3	33.00	40.00	24	5-794633-4
33.86	34.3	30.00	37.00	22	5-794633-2
30.86	31.3	27.00	34.00	20	5-794633-0
27.86	28.3	24.00	31.00	18	4-794633-8
24.86	25.3	21.00	28.00	16	4-794633-6
21.86	22.3	18.00	25.00	14	4-794633-4
18.86	19.3	15.00	22.00	12	4-794633-2
15.86	16.3	12.00	19.00	10	4-794633-0
12.86	13.3	9.00	16.00	8	3-794633-8
9.86	10.3	6.00	13.00	6	3-794633-6
6.86	7.3	3.00	10.00	4	3-794633-4
3.86	4.3	-	7.00	2	3-794633-2
DIM V	DIM Y	DIM Z	DIM X	NO. OF POSN.	ASSEMBLY

THIS DRAWING IS A CONTROLLED DOCUMENT.

DWN S. HOOVER 23-MAR-2005
 CHK C. JONES 23-MAR-2005
 APVD C. JONES 23-MAR-2005

STE TE Connectivity

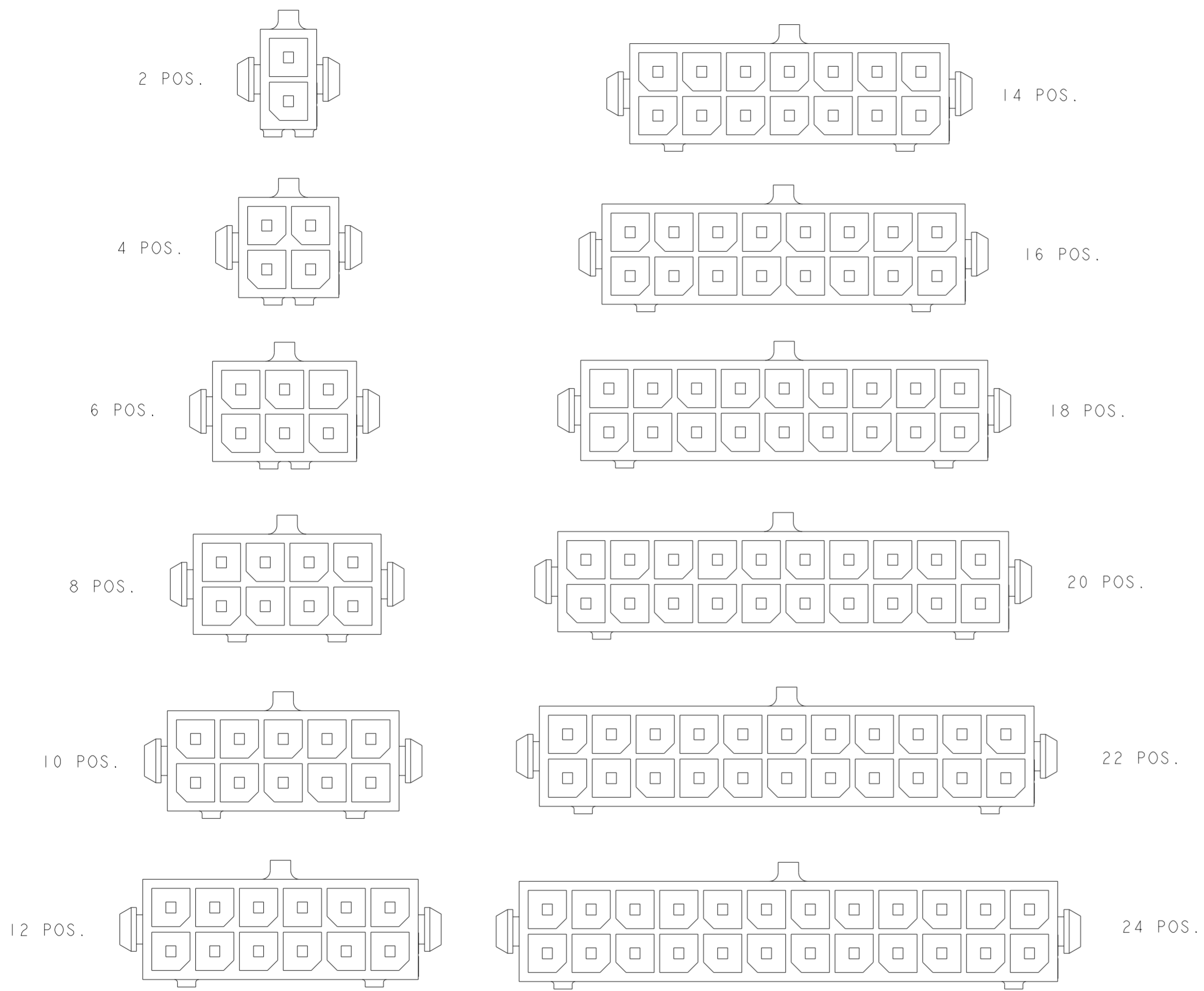
DIMENSIONS: mm
 TOLERANCES UNLESS OTHERWISE SPECIFIED:
 0 PLC ±
 1 PLC ±
 2 PLC ±0.13
 3 PLC ±
 4 PLC ±
 ANGLES ±°
 FINISH

PRODUCT SPEC 108-1836
 APPLICATION SPEC 114-13000
 WEIGHT -

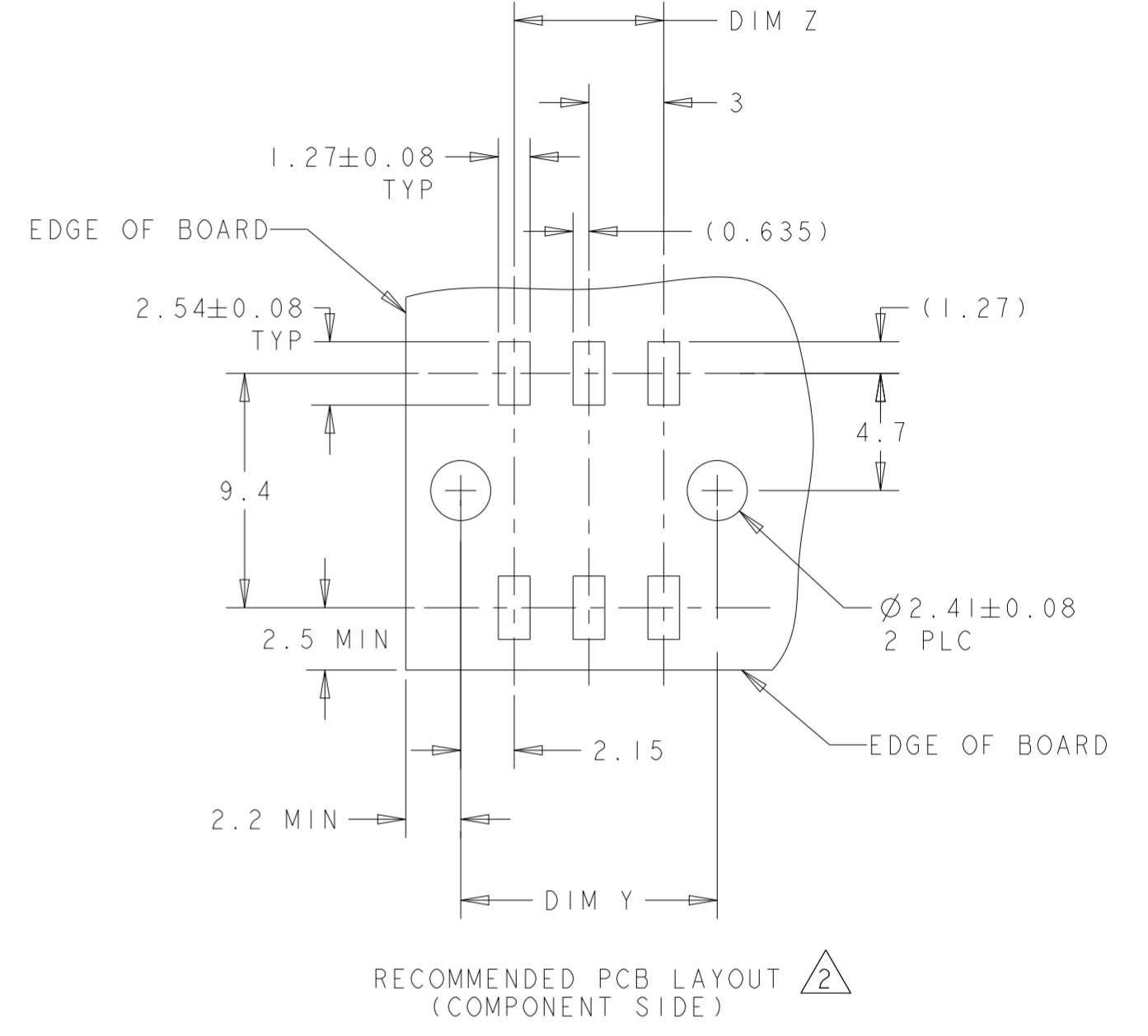
NAME SURFACE MOUNT, VERTICAL, MECHANICAL HOLD DOWN, ASSEMBLY, TIN HEADER, DUAL ROW, MICRO MATE-N-LOK (TM)
 SIZE A2 CAGE CODE 0779 DRAWING NO C-794633 RESTRICTED TO -
 CUSTOMER DRAWING SCALE 4:1 SHEET 1 OF 2 REV J4

THIS DRAWING IS UNPUBLISHED. RELEASED FOR PUBLICATION 20
 © COPYRIGHT 20 ALL RIGHTS RESERVED.

REVISIONS					
P	LTR	DESCRIPTION	DATE	DWN	APVD
-	-	SEE SHEET 1	-	-	-



KEYING BY POSITION SIZE



THIS DRAWING IS A CONTROLLED DOCUMENT.		DWN S. HOOVER 23-MAR-2005	TE Connectivity	
DIMENSIONS: mm		CHK C. JONES 23-MAR-2005		
TOLERANCES UNLESS OTHERWISE SPECIFIED:		APVD C. JONES 23-MAR-2005	NAME SURFACE MOUNT, VERTICAL, MECHANICAL HOLD DOWN, ASSEMBLY, TIN HEADER, DUAL ROW, MICRO MATE-N-LOK (TM)	
		PRODUCT SPEC 108-1836	SIZE A20779	
MATERIAL -		APPLICATION SPEC 114-13000	DRAWING NO C-794633	
FINISH -		WEIGHT -	RESTRICTED TO -	
-		CUSTOMER DRAWING	SCALE 4:1	SHEET 2 OF 2
-			REV J4	