

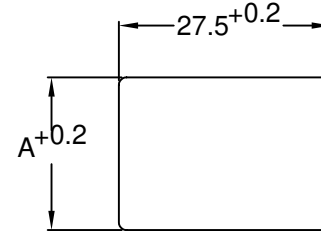
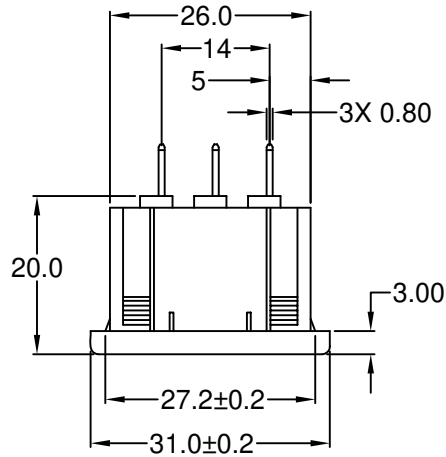
MATERIAL AND FINISH:

Insulator: Nylon 66, black, UL-94V-1 rated
Contacts: Brass, Tin plated

ELECTRICAL SPECIFICATIONS:

Current rating: 10 A
Voltage rating: 250 VAC
Current rating: 15 A
Voltage rating: 250 VAC
Insulation resistance: 100 Mohm min. at 500 VDC
Dielectric withstanding voltage: 2000 VAC for one minute

Operating Temperature: 70°C



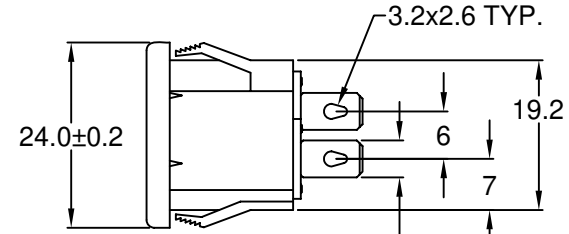
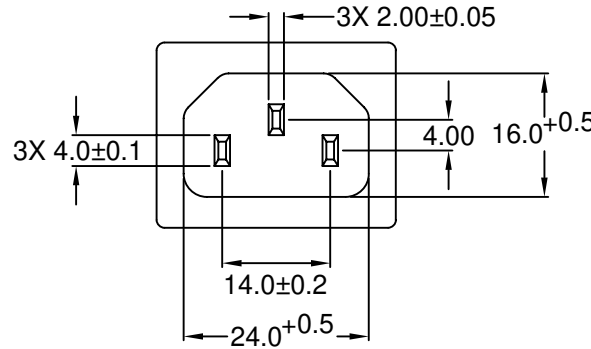
RECOMMENDED PANEL CUTOUT

ORDERING CODE:

PD-42R02-__1
1

1) TERMINAL OPTIONS

- 1 = .187(4.8)
- 2 = .250(6.35)



SEE OPTION 1

NOTES:

Recommended panel thickness
0.8mm max. to 3.5mm max.

REV	DATE	CHANGE	CHNG CHECK	
			APPR	PB
A	8/4/03	WAS 3X 2.200±0.05	TD	PB
B	11/24/04	ADD 14.0, 5.4, 6.0, 6.5 DIM	TD	PB
C	12/2/04	CHG REF DIM TO DIM	TD	PB
D	12/6/05	CHNG. PANEL CUTOUT DIM. A	TD	PB

PANEL THICKNESS	A
0.8 - 1.2	20.3
1.3 - 2.0	20.5

TOLERANCE UNLESS OTHERWISE SPECIFIED	
X	± 1
X.X	± 0.4
X.XX	± 0.20

DRAWN BY	GQ	DATE:	10/24/01
CHECK BY	TD	DATE:	10/26/01
APPR BY	PB	DATE:	10/26/01

Power Dynamics, Inc.
Phone: 973 560-0019 Whippany, New Jersey Fax: 973 560-0076

PART: UNIVERSAL IEC 60320 C14 APPL. INLET;
QC TERMINALS, SNAP-IN

PART #: PD-42R02-X1		SHEET 1 of 1
SIZE: A	ALL DIMENSIONS FOR REFERENCE ONLY DIMENSIONS ARE IN MILLIMETERS	REV: D
SCALE: NTS		