



Helium Hotspot PRO Antenna Upgrade Kit, 6dBi 800MHz Omni w/ N Male to RP-SMA Plug, 6ft Low Loss 400 Cable

Antenna Kits Technical Data Sheet

PEANKIT1032

Features

- 824 MHz to 876 MHz
- Increased Proof-of-Coverage
- N-Male to RP-SMA Male Low loss CA-400 series coax cable (LMR-400 equivalent)
- Lightweight fiberglass radome
- Heavy-duty steel mounting bracket
- COAX-SEAL® Hand Moldable Weatherproofing Tape

Applications

- Helium Network (HNT) Mining
- 800 MHz EU ISM band
- EU868, IN865, RU864
- M2M, LPWAN, LoRA, LoRaWAN, IoT, LongFi
- Industrial & Environmental Monitoring
- Smart Metering Applications
- Inventory Tracking
- Non Line of Sight (NLOS)

Description

The PEANKIT1032 EU Helium Hotspot PRO Antenna Upgrade Kit from Pasternack was designed with the serious Helium HNT Miner in mind. PEANKIT1032 provides your LongFi radio with the proper components to get the most out of your hotspot with optimized range, increased witnessing and Proof-of-Coverage over OEM components.

The PEANKIT1032 achieves enhanced performance by utilizing Pasternack’s 800 MHz PRO-Series high-performance Omni-directional antennas designed for the 800 MHz European ISM band. These LoRa, LoRaWAN antennas feature a rugged 1.58” diameter UV-stable fiberglass radome for durability, aesthetics and long service life. The PEANKIT1032 comes with a 6 dBi Omni Antenna that operates from 824 MHz to 876 MHz frequency range.

Combined with our Low Loss 400 series cable, the 400 cable features equal performance and mechanical characteristics to cables from CommScope®, Times Microwave Systems®, Belden® and Andrew®. This 6 ft Low Loss cable comes terminated with an N Male connector, to the antenna, and an RP-SMA Male connector compatible with the leading Hotspot miners on the market. The PEANKIT1032 from Pasternack brings industry proven components direct to the Helium enthusiast, ship worldwide the same day as with our other available RF parts.

Configuration

| | |
|-------------------|-------------------|
| Design | Omni |
| Band Type | Single |
| Radiation Pattern | Omni Directional |
| Polarization | Vertical |
| Cable Type | 400 Series |
| Cable Length | 72 in [182.88 cm] |
| Connector Type | N Female |
| Number of Ports | 1 |

Electrical Specifications

| Description | Minimum | Typical | Maximum | Units |
|---------------------------------|---------|---------|---------|---------|
| Frequency Range | 824 | | 876 | MHz |
| Input VSWR | | 1.5:1 | | |
| Impedance | | 50 | | Ohms |
| Gain | | 6 | | dBi |
| Horizontal (Azimuth) Beam Width | | 360 | | Degrees |

Click the following link (or enter part number in “SEARCH” on website) to obtain additional part information including price, inventory and certifications: [Helium Hotspot PRO Antenna Upgrade Kit, 6dBi 800MHz Omni w/ N Male to RP-SMA Plug, 6ft Low Loss 400 Cable PEANKIT1032](#)



Helium Hotspot PRO Antenna Upgrade Kit, 6dBi 800MHz Omni w/ N Male to RP-SMA Plug, 6ft Low Loss 400 Cable

Antenna Kits Technical Data Sheet

PEANKIT1032

| | | |
|---------------------------------|----|---------|
| Vertical (Elevation) Beam Width | 19 | Degrees |
| Input Power | 50 | Watts |

Cable Assembly

| | |
|-------------|---------------------------|
| Cable Type | 400 Series |
| Impedance | 50 Ohms |
| Connector 1 | N Male |
| Connector 2 | SMA Plug Reverse Polarity |

Mechanical Specifications

| | |
|-----------------|-------------------|
| Radome Material | Fiberglass |
| Size | |
| Overall Length | 48 in [121.92 cm] |
| Width | 10 in [254 mm] |
| Height | 4 in [101.6 mm] |
| Weight | 11 lbs [4.99 kg] |

Environmental Specifications

| | |
|--------------------|----------------------|
| Temperature | |
| Operating Range | -40 to +60 deg C |
| Wind Loading | 130 MPH [209.21 KPH] |

Compliance Certifications (see [product page](#) for current document)

Plotted and Other Data

Notes:

Helium Hotspot PRO Antenna Upgrade Kit, 6dBi 800MHz Omni w/ N Male to RP-SMA Plug, 6ft Low Loss 400 Cable from Pasternack Enterprises has same day shipment for domestic and International orders. Our RF, microwave and millimeter wave products maintain a 99.4% availability and are part of the broadest selection in the industry.

Click the following link (or enter part number in "SEARCH" on website) to obtain additional part information including price, inventory and certifications: [Helium Hotspot PRO Antenna Upgrade Kit, 6dBi 800MHz Omni w/ N Male to RP-SMA Plug, 6ft Low Loss 400 Cable PEANKIT1032](#)

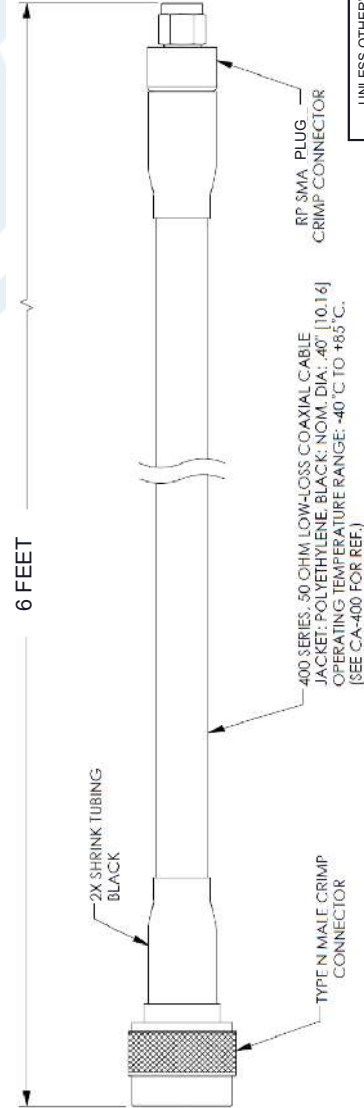
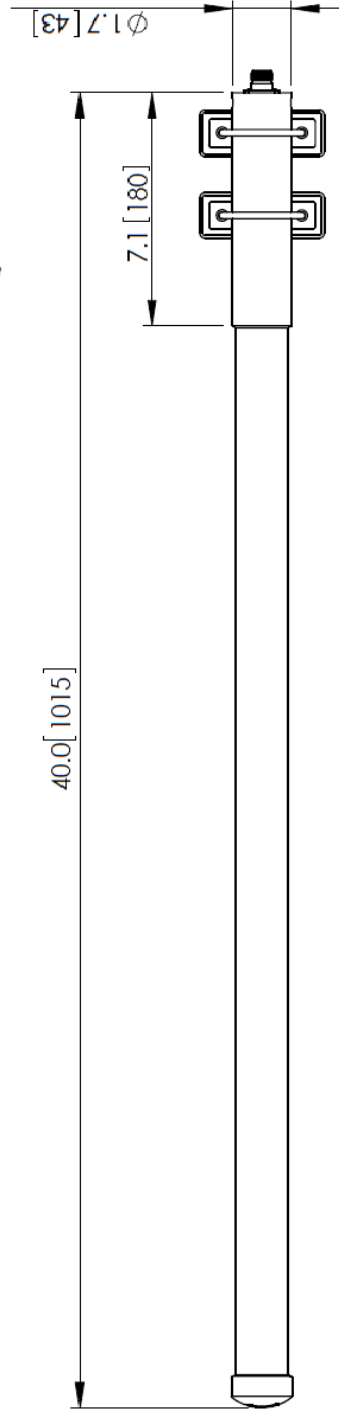
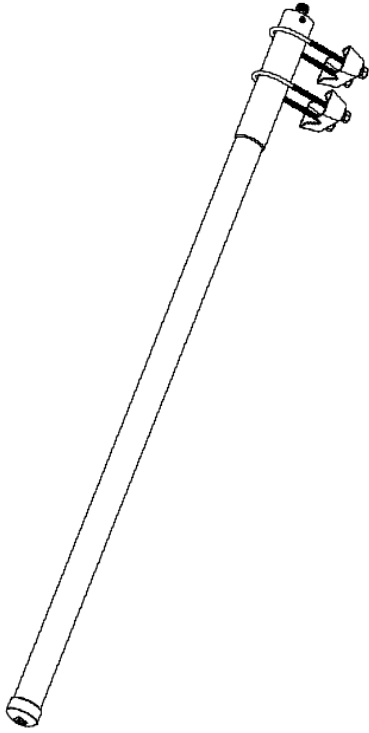
URL: <https://www.pasternack.com/helium-hotspot-pro-antenna-upgrade-kit-6dbi-800mhz-omni-n-male-rp-sma-plug-6ft-low-loss-400-cable-lcankit1032-p.aspx>

The information contained in this document is accurate to the best of our knowledge and representative of the part described herein. It may be necessary to make modifications to the part and/or the documentation of the part, in order to implement improvements. Pasternack reserves the right to make such changes as required. Unless otherwise stated, all specifications are nominal. Pasternack does not make any representation or warranty regarding the suitability of the part described herein for any particular purpose, and Pasternack does not assume any liability arising out of the use of any part or documentation.

PEANKIT1032 CAD Drawing

Helium Hotspot PRO Antenna Upgrade Kit, 6dBi 800MHz Omni
w/ N Male to RP-SMA Plug, 6ft Low Loss 400 Cable

| REVISIONS | | | |
|-----------|-----------------|-----------|------------|
| REV. | DESCRIPTION | DATE | APPROVED |
| A | INITIAL RELEASE | 6/27/2022 | K. HIETPAS |



UNLESS OTHERWISE SPECIFIED LEADING DIMENSIONS ARE INCHES DIMENSIONS IN [] ARE MILLIMETERS

TOLERANCES:

| | | | |
|---|--------|-------------------------------|--------|
| .X = ±.2 | [.508] | FRACTIONS | ± 1/32 |
| .XX = ±.02 | [.51] | ANGLES | ± 1° |
| .XXX = ±.005 | [.13] | CABLE LENGTH (L), TOLERANCES: | |
| L ≤ 12 [305] = +1 [25] / -0 | | | |
| 12 [305] < L ≤ 60 [1524] = +2 [51] / -0 | | | |
| 60 [1524] < L ≤ 120 [3048] = +4 [102] / -0 | | | |
| 120 [3048] < L ≤ 300 [7620] = +6 [152] / -0 | | | |
| 300 [7620] < L = +5% / -0 | | | |

ALL DIMENSIONS SHOWN ARE FOR REFERENCE ONLY.

PE PASTERNAK
an INFINITI[®] brand

Pasternack Enterprises, Inc.
P. O. Box 16759, Irvine, CA 92623.
Phone: 1.949.261.1920 | 1.866.727.8376
Fax: 1.949.261.7451
Website: www.pasternack.com
E-mail: sales@pasternack.com

THIRD-ANGLE PROJECTION

THE INFORMATION AND DESIGN IN THIS DOCUMENT IS THE PROPERTY OF PASTERNAK CORPORATION ALL RIGHTS RESERVED.

SHEET 1 OF 1

SCALE N/A

| | |
|-----------|-------------|
| REV | A |
| ITEM NO. | PEANKIT1032 |
| DRAWN BY | K.DANG |
| CAGE CODE | 53919 |

THESE COMMODITIES, TECHNOLOGY OR SOFTWARE WERE EXPORTED FROM THE UNITED STATES IN ACCORDANCE WITH THE EXPORT ADMINISTRATION REGULATIONS. DIVERSION CONTRARY TO U.S. LAW PROHIBITED.