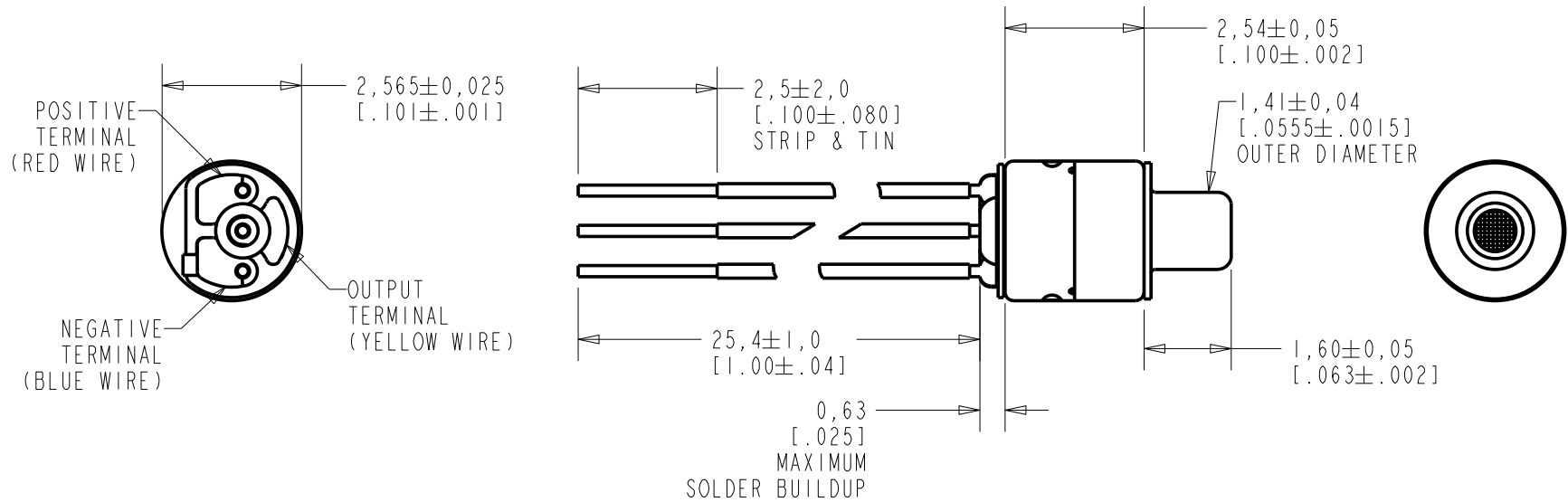


FG-23652-P16

SHT 1.1

NOTE:

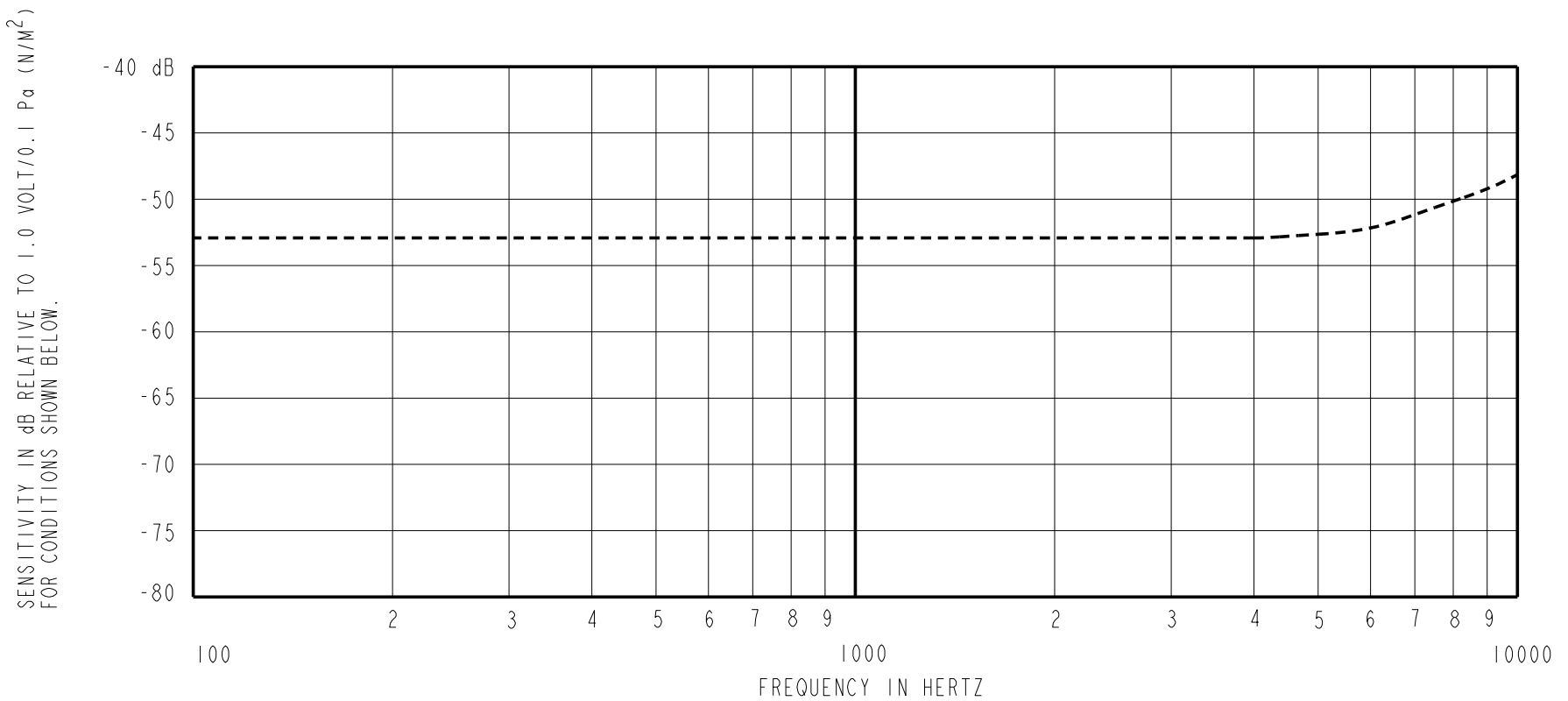
NOT PICTURED: SILICONE TUBE FOR STRAIN RELIEF



DIMENSIONS IN MILLIMETERS [INCHES]

KNOWLES ELECTRONICS
ITASCA, ILLINOIS U.S.A.

Revision	C.O. #	Implementation Date	RELEASE LEVEL	REVISION
			Active	D
D	MI0103048	8-7-09		
SCALE: 8:1				
DO NOT SCALE DRAWING			DR. BY	DATE
TITLE: MICROPHONE / CABLE FG-23652-P16			MMM	1-23-06
			OUTLINE DRAWING	
SHT 1.1			GJP	1-25-06
			GJP	1-25-06



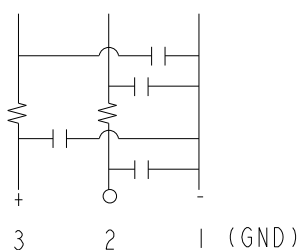
FREQUENCY	SENSITIVITY			DEVICE CONFORMITY	
	MIN.	NOM.	MAX.	RANGE OF DEVIATION FROM 1KHz	
100	---	-53.0	---	-3.0	+3.0
1000	-56.0	-53.0	-50.0	0.0	0.0
10000	---	-48.0	---	+2.0	+8.0

NOTES:

- CASE CONNECTED TO NEGATIVE TERMINAL.
- MICROPHONE TO BE FUNCTIONAL WITH 3.0 VDC SUPPLY.
- TYPICAL SENSITIVITY TO HUMIDITY AT 1000Hz IS 0.06 dB/%RH.
- SENSITIVITY AND NOISE VALUES INDICATED ON THIS SPECIFICATION ARE VALID AT 50% HUMIDITY.

PORT LOCATION	DC SUPPLY	AMPLIFIER CURRENT DRAIN	SENSITIVITY CHANGE ON REDUCING SUPPLY TO 0.9VDC	"A" WEIGHTED NOISE (1 kHz EQUIV. SPL)	OUTPUT IMPEDANCE OHMS			CAPACITANCE ±50%	
					MIN.	NOM.	MAX.	1-2	1-3
12S	1.3V	50 µA MAX.	3 dB MAX.	28.0 dB MAX.	2800	4400	6800	13pF	13pF

CAPACITANCE PROBE POINTS



Revision	C.O. #	Implementation Date	RELEASE LEVEL	REVISION
D	MI0103048	8-7-09	Active	D

WHEN TEST LIMITS ARE USED TO ESTABLISH INCOMING INSPECTION ACCEPTANCE/REJECTION CRITERIA, CORRELATION OF TEST EQUIPMENT WITH KNOWLES IS ALSO REQUIRED FOR ELIMINATION OF EQUIPMENT AND TEST METHOD VARIATION		DR. BY	DATE
TITLE: MICROPHONE /CABLE FG-23652-P16 PERFORMANCE SPECIFICATION SHT 2.1		MMM	1-23-06
		CK. BY	DATE
		GJP	1-25-06
		APP. BY	DATE
		GJP	1-25-06

KNOWLES ELECTRONICS
ITASCA, ILLINOIS U.S.A.