

Approved	Checked	Designed	DEVELOPMENT SPECIFICATION Tentative P/N:LNJ814R8DRA				
		<i>K. Sakamoto</i>					

T Y P E	Orange Light Emitting Diode						
A P P L I C A T I O N	Indicators						
M A T E R I A L	GaAsP						
O U T L I N E	Attached						
A B S O L U T E M A X I M U M R A T I N G S	P	*1 I _{FP}	I _{FDC}	V _R	Topr	Tstg	
	40	50	15	3	-30~+85	-40~+100	
	mW	mA	mA	V	°C	°C	
C O N D I T I O N	T _a = 25 ± 3°C						

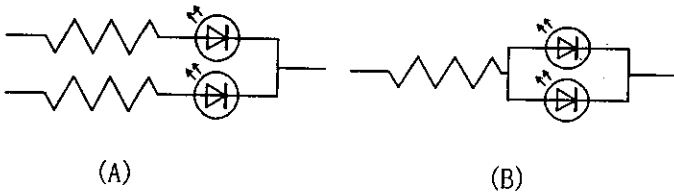
Test Specification

Item	Symbol	Condition	Typ.	Limit		Unit
				Min	Max	
Forward Voltage	V _F	I _F = 10 mA	1.93		2.6	V
Reverse Leakage Current	I _R	V _R = 3 V			10	μA
Luminous Intensity *2	I _O	I _F = 10 mA DC	1.0	0.5		mcad
Peak Emission Wavelength	λ _p	I _F = 10 mA DC	630			nm
Spectral Line Half Width	Δλ	I _F = 10 mA DC	40			nm

- *1 · The Condition of I_{FP} is duty 10 % , Pulse width 1 ms
- Please contact the Panasonic local office if you design at low current (below 1 mA DC) or pulse current operation and have any questions.
- *2 Measurement Tolerance is ±20 %.

NOTE

- ★1. Terminal: Plated with gold on copper base.
- ★2. Soldering conditions.
Refer to Handling note.
- ★3. Package : Light red diffusion type.
- ★4. Care should be taken that soldering is done within 7-days after opening the dry package and reel.
- ★5. Circuit to operate LED.



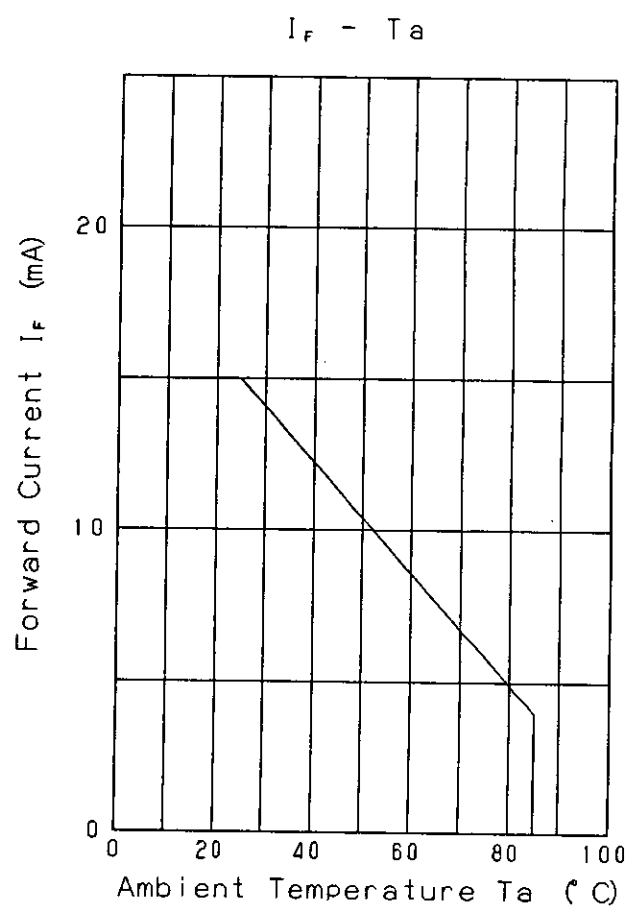
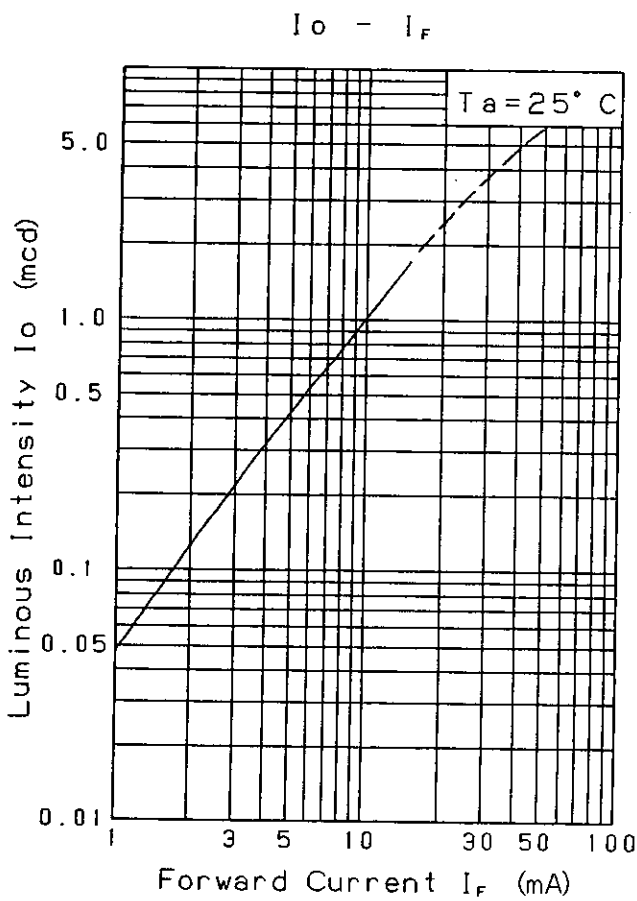
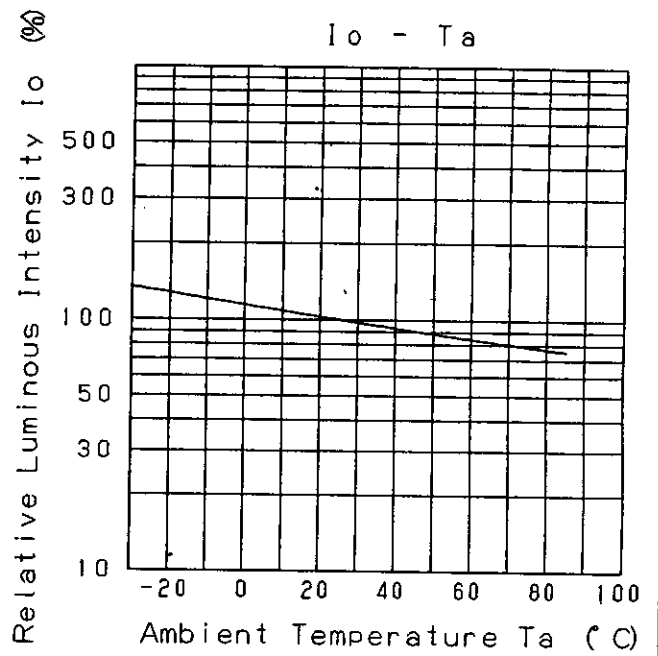
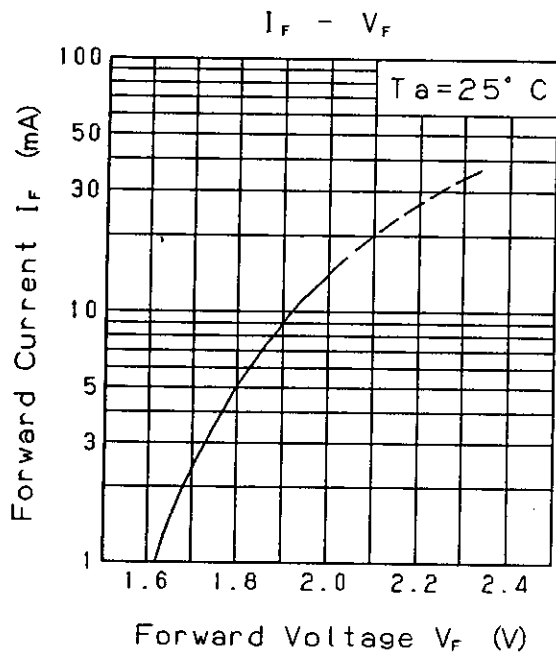
- (A) Recommended circuit.
- (B) The difference of brightness between the LED could be found due to the V_F characteristics of each LED.

Oct. 20. 2001			

Approved	Checked	Designed
		<i>K. A. [Signature]</i>

DEVELOPMENT SPECIFICATION

Tentative P/N : LNJ814R8DRA

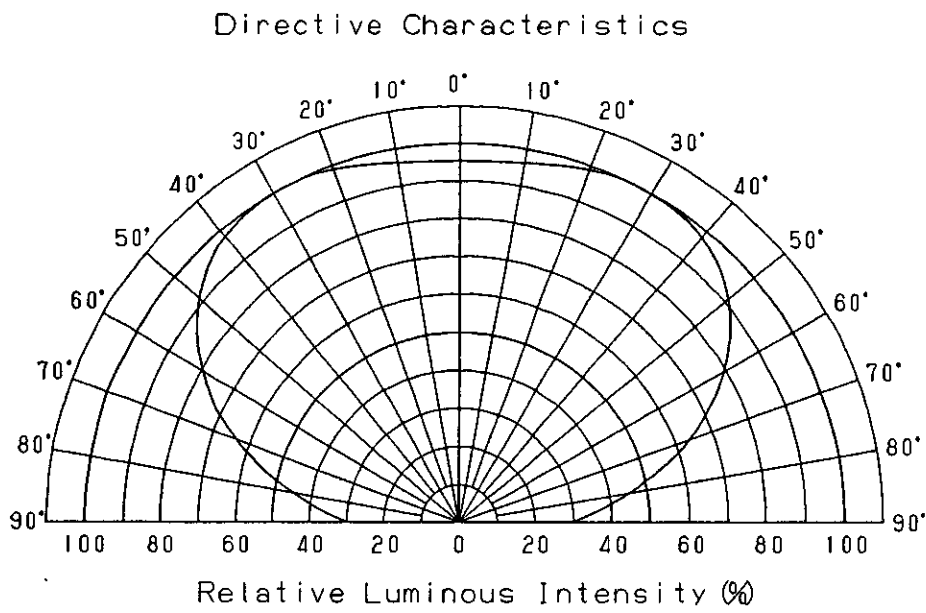
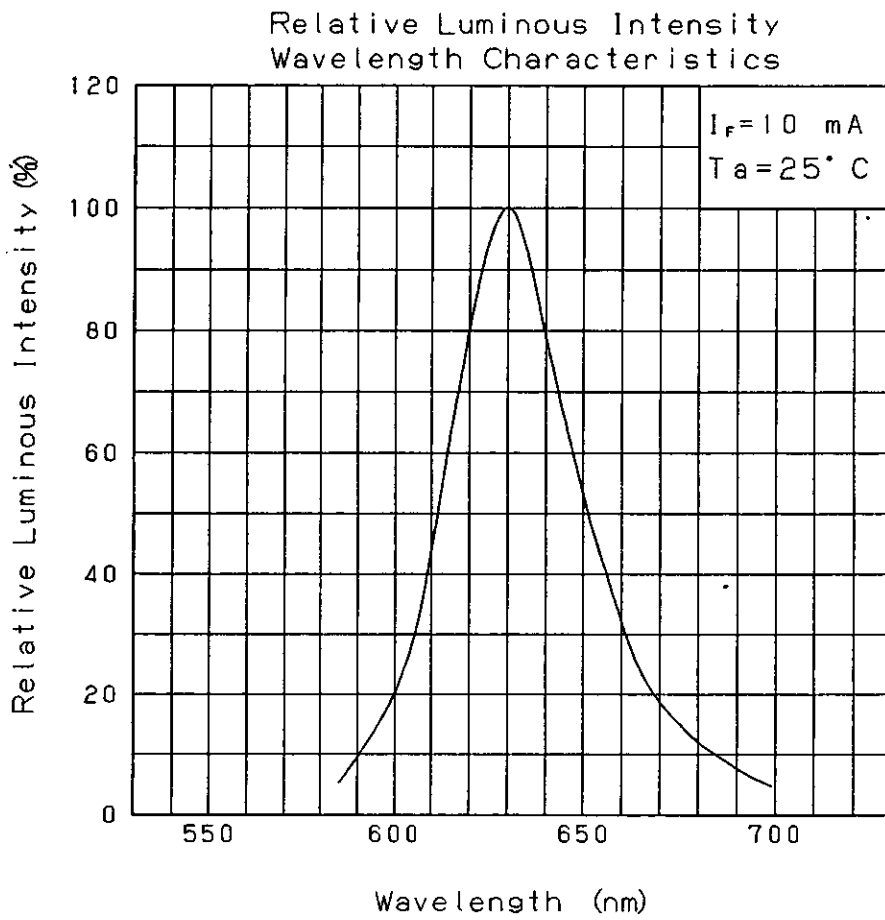


Oct. 20. 2001

Approved	Checked	Designed <i>K. Ishikawa</i>
----------	---------	--------------------------------

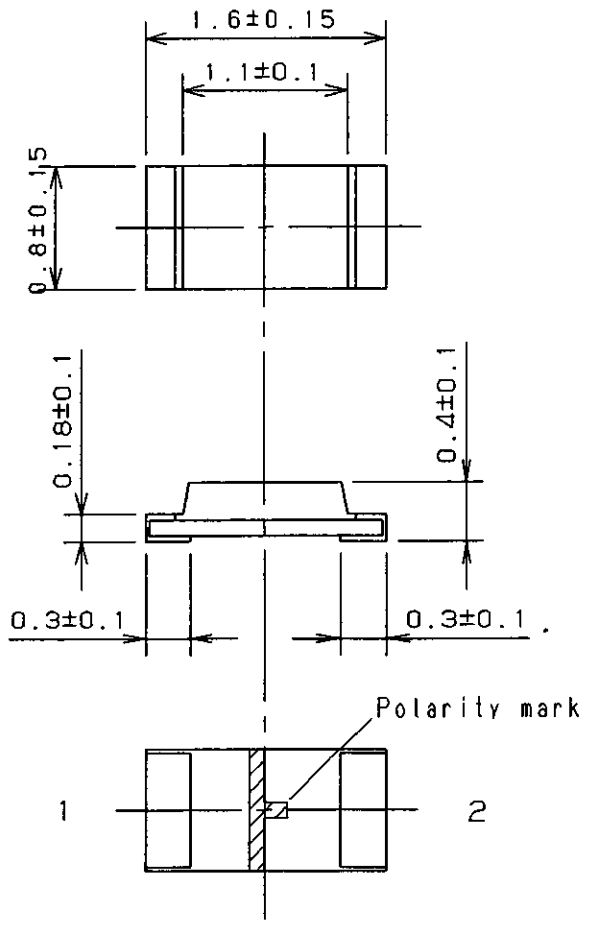
DEVELOPMENT SPECIFICATION

Tentative P/N : LNJ814R8DRA

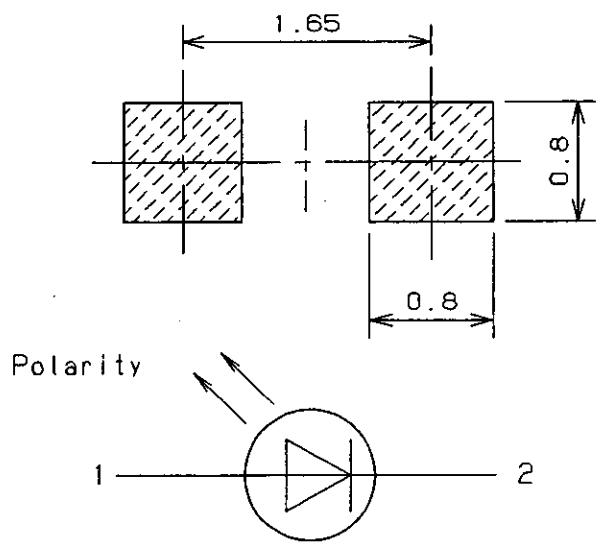


Oct. 20. 2001

Approved	Checked	Designed	DEVELOPMENT SPECIFICATION (OUTLINE) Tentative P/N:LNJ814R8DRA			
		<i>K. S. S.</i>				



Recommended Land Layout



1: Anode
2: Cathode

(NOTE)

1. Measurement of the package doesn't include electrode projection.
2. Unit: mm

Oct. 20. 2001			