

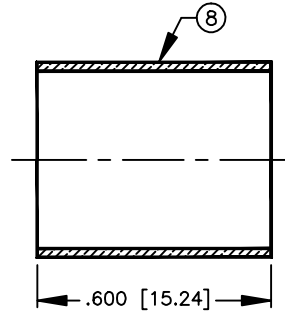
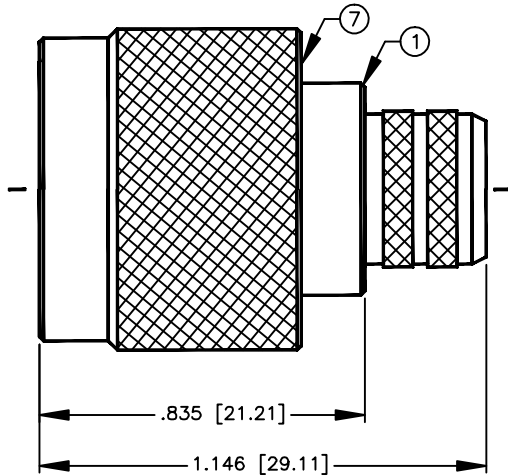
# SPECIFICATION CONTROL DRAWING

THIS DRAWING CONTAINS INFORMATION PROPRIETARY TO RF INDUSTRIES, LTD. ANY UNAUTHORIZED USE OF THIS DRAWING IS EXPRESSLY PROHIBITED. ANY VIOLATION IS PUNISHABLE UNDER U.S. COPYRIGHT LAWS.

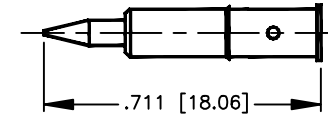
REV	DESCRIPTION	DWN	DATE	APPROVED
E	UPDATE DRAWING	CZS	3/23/98	R. RICE
F	STANDARDIZE SHELL & DIE / CHG BODY DIMS & FER ID & OD	CZS	4/1/99	R. RICE
G	CHANGE TO KNURLED FERRULE STUD	CZS	10/18/00	C. ZUNIGA
H	CHANGE FERRULE STUD ID & OD / CHANGE DWG #, WAS 8102	CZS	10/01/04	JDMc

ALL DIMENSIONS ARE REFERENCE ONLY

000000

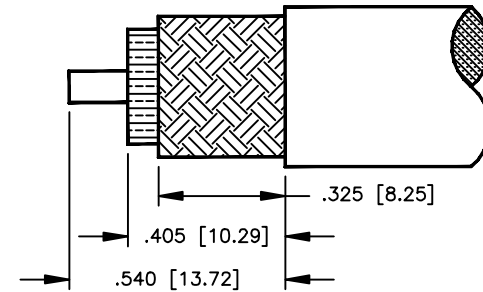


RECOMMENDED CRIMP DIE: .429"



RECOMMENDED CRIMP DIE: .100"

USE RFA-4005-20 CRIMP TOOL & RFA-4005-10 CRIMP DIE



RECOMMENDED STRIPPING INSTRUCTIONS

## SPECIFICATIONS:

IMPEDANCE: 50 OHMS  
 WORKING VOLTAGE: 1000 VRMS @ SEA LEVEL  
 FREQUENCY RANGE: 0-11 GHz  
 INSERTION LOSS:  $\leq$  -.2 dB @ 10 GHz  
 VSWR MAX: 1.3:1 @ 9 GHz  
 FOR RG-9, 9A, 9B, 214 & 393/U, BELDEN 8242 & 8268 CABLE

ITEM	DESCRIPTION	QTY	MATERIAL	FINISH
8	FERRULE [FER-206]	1	BRASS	SILVER
7	SHELL	1	BRASS	SILVER
6	RETAINING RING	1	BRASS	NONE
5	GASKET	1	S.I. RUBBER	RED
4	GROUND RING	1	BRASS	SILVER
3	DIELECTRIC	1	PTFE	NONE
2	PIN [PIN-305-10]	1	BRASS	GOLD
1	BODY	1	BRASS	SILVER

DIMENSIONS ARE IN INCHES AND [MILLIMETERS]

UNLESS OTHERWISE NOTED TOLERANCES ARE:  
 DECIMALS DIAMETER

DRAWN	C. ZUNIGA	10/1/04
CHECKED		
ORJ DRAWN	P. BREAUX	7/23/92
APPROVALS		DATE

**RF connectors**  
 DIVISION OF RF INDUSTRIES, LTD.

7610 MIRAMAR RD  
 SAN DIEGO, CA 92126  
 (858) 549-6340  
 (858) 549-6345 FAX

## N MALE CRIMP

SIZE	CABLE GROUP	DWG NO.	REV
A	F	RFN-1006-3F	H
SCALE:	NTS	CAD FILE	SHEET 1 OF 1