

175032-1 ✓ ACTIVE

[Positive Lock](#) | [Positive Lock 187](#)

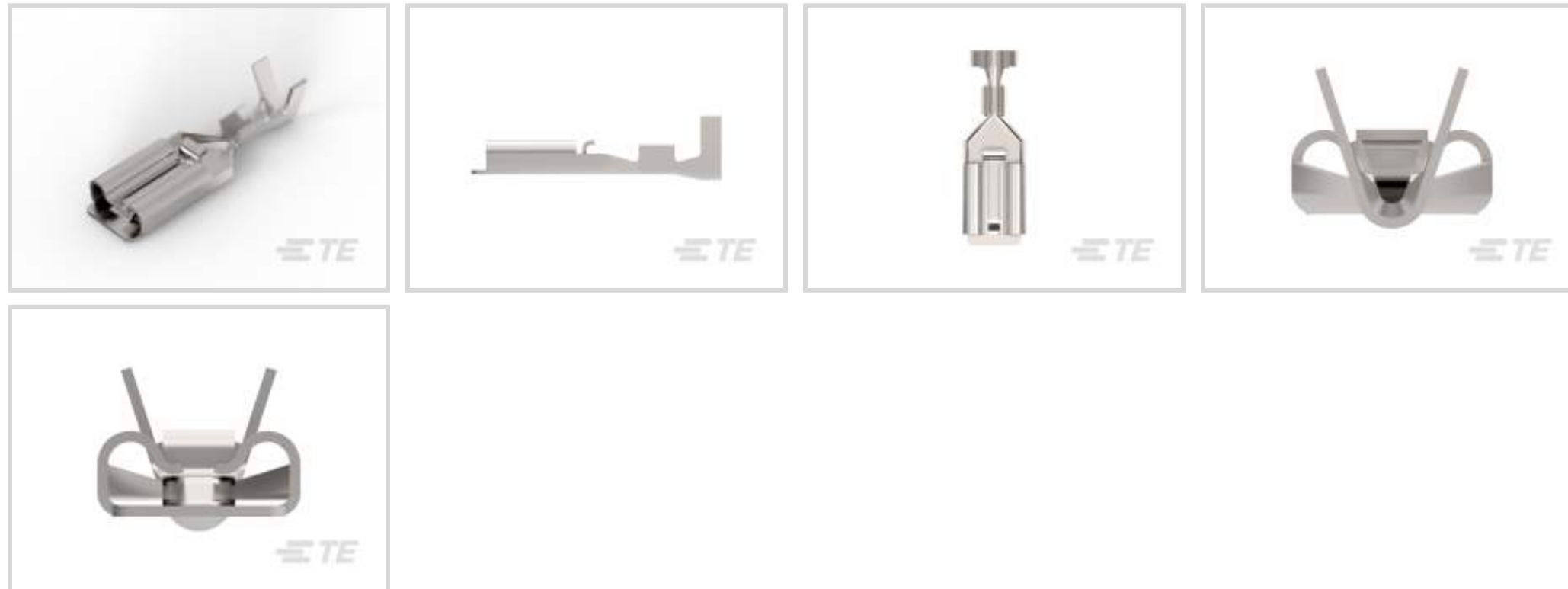
TE Internal #: 175032-1

Quick Disconnects, Receptacle, 26 – 20 AWG Wire Size, .13 – .52 mm<sup>2</sup> Wire Size, Mating Tab Width 4.75 mm [.187 in], Straight, Positive Lock 187

[View on TE.com >](#)



Terminals & Splices > Quick Disconnects



Quick Disconnect Terminal Type: **Receptacle**

Wire Size: .13 – .52 mm<sup>2</sup>

Mating Tab Width: 4.75 mm [.187 in]

Mating Tab Thickness: .51 mm [.02 in]

## Features

### Product Type Features

Insertion Force	Low
-----------------	-----

### Configuration Features

Compatible With Wire & Cable Type	Discrete Wire
-----------------------------------	---------------

### Contact Features

Quick Disconnect Terminal Type	Receptacle
--------------------------------	------------

Mating Tab Width	4.75 mm [.187 in]
------------------	-------------------

Mating Tab Thickness	.51 mm [.02 in]
----------------------	-----------------

Terminal Orientation	Straight
----------------------	----------

Contact Base Material	Stainless Steel
-----------------------	-----------------

Terminal Plating Material	Unplated
---------------------------	----------

Crimp Type	F-Crimp
------------	---------

Barrel Type	Open
-------------	------

### Termination Features

Product Terminates To	Wire & Cable
-----------------------	--------------



### Mechanical Attachment

Extraction Force	7 – 100 Newton
Wire Insulation Support	With
Mating Retention Type	Dimple

### Dimensions

Terminal Material Thickness	.3 mm[.012 in]
Product Length	17.2 mm[.68 in]
Compatible Insulation Diameter Range	1.3 – 3.6 mm[.051 – .141 in]
Wire Size	.13 – .52 mm <sup>2</sup>

### Usage Conditions

Insulation Option	Uninsulated
Operating Temperature Range	-40 – 250 °C[-40 – 482 °F]

### Industry Standards

Agency/Standard	UL
-----------------	----

### Packaging Features

Packaging Quantity	6000
Packaging Method	Strip/Reel

### Product Compliance

[For compliance documentation, visit the product page on TE.com>](#)

EU RoHS Directive 2011/65/EU	Compliant
EU ELV Directive 2000/53/EC	Compliant
China RoHS 2 Directive MIIT Order No 32, 2016	No Restricted Materials Above Threshold
EU REACH Regulation (EC) No. 1907/2006	Current ECHA Candidate List: JUNE 2023 (235) Candidate List Declared Against: JUNE 2023 (235) Does not contain REACH SVHC
Halogen Content	Low Halogen - Br, Cl, F, I < 900 ppm per homogenous material. Also BFR/CFR/PVC Free
Solder Process Capability	Not applicable for solder process capability

#### Product Compliance Disclaimer

This information is provided based on reasonable inquiry of our suppliers and represents our current actual knowledge based on the information they provided. This information is subject to change. The part numbers that TE has identified as

EU RoHS compliant have a maximum concentration of 0.1% by weight in homogenous materials for lead, hexavalent chromium, mercury, PBB, PBDE, DBP, BBP, DEHP, DIBP, and 0.01% for cadmium, or qualify for an exemption to these limits as defined in the Annexes of Directive 2011/65/EU (RoHS2). Finished electrical and electronic equipment products will be CE marked as required by Directive 2011/65/EU. Components may not be CE marked. Additionally, the part numbers that TE has identified as EU ELV compliant have a maximum concentration of 0.1% by weight in homogenous materials for lead, hexavalent chromium, and mercury, and 0.01% for cadmium, or qualify for an exemption to these limits as defined in the Annexes of Directive 2000/53/EC (ELV). Regarding the REACH Regulation, the information TE provides on SVHC in articles for this part number is based on the latest European Chemicals Agency (ECHA) 'Guidance on requirements for substances in articles' posted at this URL: <https://echa.europa.eu/guidance-documents/guidance-on-reach>

## Compatible Parts



TE Part # 1-172210-1  
187 HSG. PL MKII REC. 6mm 2P NAT



TE Part # 1743058-1  
PL 187 REC 22-16 AWG 0.3 X 22.8 PTBR



TE Part # 2-2150047-2  
OCEAN\_2.0\_Applicator-E-062F140F



TE Part # 2150047-2  
OCEAN\_2.0\_Applicator-E-062F140F




TE Part # 7-2150047-2  
OCEAN\_2.0\_Applicator-E-062F140F




**KIT**  
REPRESENTATION ONLY

TE Part # 7-2150047-7  
OCEAN\_2.0\_SPARE\_PART\_KIT-062F140F


## Also in the Series | Positive Lock 187




Crimp Terminal Housings(86)



Insertion & Extraction Tools(2)




Insulation Boots & Sleeves(7)



Quick Disconnects(55)


## Customers Also Bought



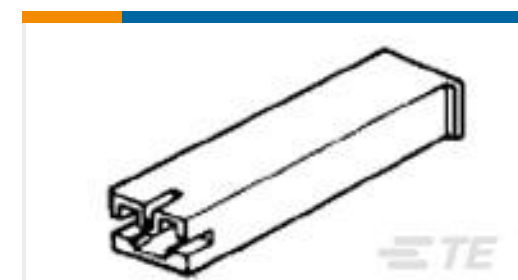
TE Part #1376394-1  
SMM POWER KEY D/L PLATE GREEN



TE Part #5-1478762-2  
Metal backshell 15 way Top Entry-KIT



TE Part #5-147278-4  
05 MTE HDR SRRRA SFMNT .100CL



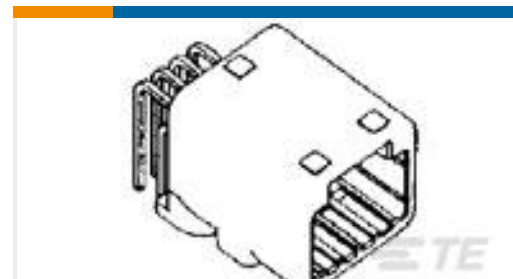
TE Part #173974-1  
187 HSG. PL MKII REC. NAT



TE Part #170326-1  
187 PL MKII REC. 18-14AWG PTBR



TE Part #1-967628-6  
FLACHSTE-GEH2,8 15P



TE Part #1376350-2  
025 I/O CAP HSG ASSY 8P



TE Part #1-962841-2  
TAB 2.8x0.8 CONTACT CS SRC Ag



TE Part #3-968696-2  
MQS STIFT-GEH 4P



TE Part #1742669-1  
PL EX 187 REC 0.5-1.3MM2 NPST

## Documents

### Product Drawings

[PL 187 REC 26-20 AWG 0.30 X 14.0 SS](#)

Japanese

### CAD Files

[3D PDF](#)

3D

Customer View Model

[ENG\\_CVM\\_CVM\\_175032-1\\_B.2d\\_dxf.zip](#)

English

Customer View Model

[ENG\\_CVM\\_CVM\\_175032-1\\_B.3d\\_igs.zip](#)

English

Customer View Model

[ENG\\_CVM\\_CVM\\_175032-1\\_B.3d\\_stp.zip](#)

English

By downloading the CAD file I accept and agree to the [Terms and Conditions](#) of use.

### Datasheets & Catalog Pages



### Positive Lock Receptacles

English

---

### Product Specifications

#### Application Specification

English

---

### Product Environmental Compliance

#### Product Compliance Document

English

#### Product Compliance Document

English

---

### Instruction Sheets

#### Instruction Sheet (non U.S.)

English

#### POSITIVE LOCK EX CONTACT

English