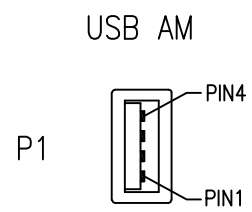


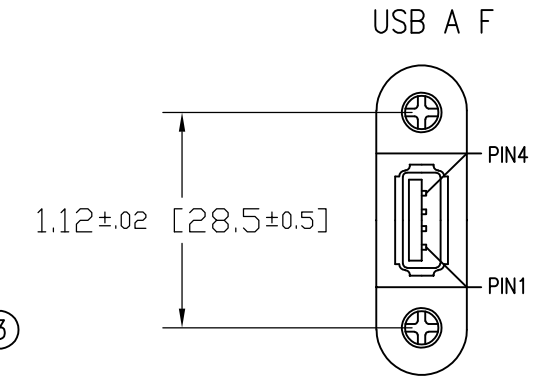
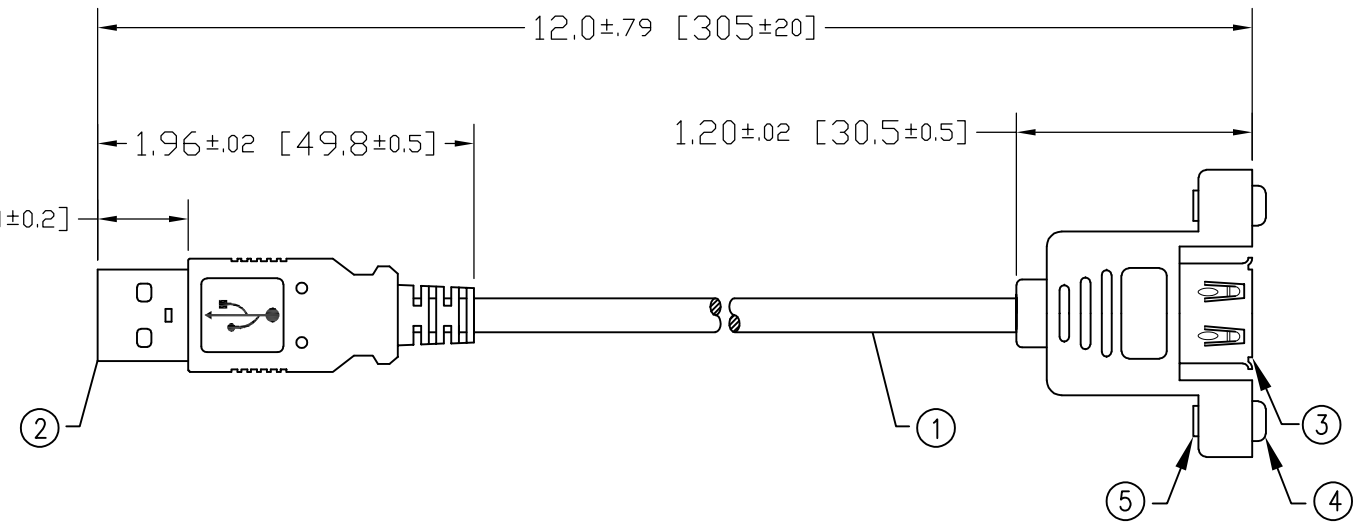
PART NUMBER

SC-2APK001F

DATE	REV	ECN	APP'D. BY
07/19/21	A0	Released	BTS
07/28/21	A1	11786	GWL
05/13/22	A2	11982	JMM



USB AM
 1.47 ± 0.008 [12.0±0.2]




Notes:

1. Cable:
USB 2.0 CABLE, UL 2725 STYLE 1 TWISTED PAIR 28AWG AND 2C 24AWG, AMA BRAID, OD 4.5MM, JACKET BLACK,
2. Connector P1:
USB A MALE , GOLD FLASH ON CONTACTS, WHITE INSULATOR, CRIMP TWO PIECES TYPE OVER-MOLDED PVC COLOR: BLACK
3. Connector P2:
USB A FEMALE, GOLD FLASH ON CONTACTS, WHITE INSULATOR, OVER-MOLDED PVC COLOR: BLACK
4. SCREW: #4-40*8mm
5. HEX-NUT 5*7.7 mm
6. ELECTRICAL TEST:
 - 6.1. 100%TEST(OPEN ,SHORT ,WIRE MAP)
7. PACKAGING: EACH CABLE ASSEMBLY TO BE INDIVIDUALLY BAGGED
8. CABLE MARKING: HI-SPEED USB REVISION 2.0 SHIELDED 28AWG/1PR+24AWG/2C E300060 兎 AWM 2725 80°C 30V VW-1 CSA 204790 AWM 1/II A/B 80°C 30V FT1 MSL

P1	P2		
1	1	RED	24#
2	2	WHITE	
3	3	GREEN	
4	4	BLACK	24#
SHIELD	SHIELD		

ASSEMBLY FORMAT REV. 6/3/05



THIRD ANGLE PROJECTION 	 stewart CONNECTOR a bel group	11118 Susquehanna Trail South Glen Rock, PA 17327-9199 (717) 235-7512 http://www.stewartconnector.com
DO NOT SCALE DRAWING DRAWING IS SUBJECT TO CHANGE WITHOUT NOTICE	TITLE: USB AM/AF WITH PANEL MOUNT 1FT	
DIMENSIONS: INCHES [METRIC] UNLESS OTHERWISE SPECIFIED TOLERANCES ARE ±.005 [0.13] ANGLES ARE ± 1°	THIS DRAWING AND THE SUBJECT MATTER SHOWN THEREON ARE CONFIDENTIAL AND THE PROPRIETARY PROPERTY OF STEWART CONNECTOR AND SHALL NOT BE REPRODUCED, COPIED, OR USED IN ANY MANNER WITHOUT PRIOR WRITTEN CONSENT OF STEWART CONNECTOR.	
SHEET NO. 1 OF 1	DRN BY: GWL DATE: 07/14/21	APPD BY: BTS DATE: 07/19/21
	DWG NO. CT999260	REV. A2

AutoCAD