

S-110 Media and Rate Converter

 perle.com/products/10-100-converters.shtml

10/100Base-TX to 100Base-X Conversion

- 10/100Base-TX to 100Base-X Fiber Media Converters
- Extend network distances up to 120km
- Advanced features - Link Pass-Through, Far-End Fault, Auto-MDIX and Loopback



Perle's line of feature rich **10/100 Rate Converting to Fiber**

Media Converters transparently connect 10/100 Ethernet to fiber. Our 10/100 converters provide an economical path to extend the distance of an existing network, the life of non-fiber based equipment, or the distance between two devices. **S-110 Media Converters** are also available with support for Power over Ethernet (PoE) and Extended Temperature ranges.

Network Administrators can "see-everything" with Perle's advanced features such as Auto-Negotiation, Auto-MDIX, Link Pass-Through, Far End Fault, and Remote Loopback. This allows for more efficient troubleshooting and less on-site maintenance. These cost and time saving features, along with a lifetime warranty and free worldwide technical support, make Perle's **10/100 ethernet media converters** the smart choice for IT professionals.

Media Converter 10/100 to Fiber Features

Auto-Negotiation (802.3u)	The media converter supports auto negotiation on the 10/100Base-TX interface.
---------------------------	---

Auto-MDIX	Auto-MDIX (automatic medium-dependant interface crossover) detects the signaling on the UTP interface to determine the type of cable connected (straight-through or crossover) and automatically configures the connection when enabled. With Auto-MDIX enabled, either a straight-through or crossover type cable can be used to connect the media converter to the device on the other end of the cable.
-----------	--

Link Pass-Through	With Link Pass-Through the state of the UTP receiver is passed to the fiber transmitter to make the media converter appear transparent to the end devices that are connected. In addition if Far-End Fault is enabled the media converter can turn off the 10/100Base-TX transmitter when a FAR-End Fault is received.
-------------------	--

Using Link Pass-Through with Far-End Fault minimizes data loss when a fault occurs. Should a fault occur, the end devices have the indication of a failure available to them making trouble shooting easier.

Far-End Fault (FEF)	The media converter implements the 802.3 standard for Far-End Fault for the indication and detection of remote fault conditions on the 100Base-X fiber connection. With Far-End Fault enabled the media converter transmits the Far-End Fault Indication over the 100Base-X fiber connection whenever a receive failure is detected on the 100Base-X fiber connection. The media converter continuously monitors the 100Base-X fiber connection for a valid signal.
---------------------	---

The action the media converter takes on receiving a Far-End Fault Indication is dependent on the Link Pass-Through switch setting.

Pause (IEEE 802.3xy)	Pause signaling is an IEEE feature that temporarily suspends data transmission between two devices in the event that one of the devices becomes overwhelmed. The media converter supports pause negotiation on the 10/100Base-TX copper connection.
----------------------	---

VLAN	The media converter is transparent to VLAN tagged packets.
------	--

Remote LoopBack	The media converter is capable of performing a loopback on the fiber port.
-----------------	--

Not what you are looking for? [View all Perle Media Converters.](#)
Need help? [Contact Perle.](#)

Power

Input Supply Voltage	6 - 30 vDC, unregulated (12 vDC Nominal)
----------------------	--

Current	175 mA
---------	--------

Power Consumption	2.1 watts
-------------------	-----------

Power Connector	5.5mm x 9.5mm x 2.1mm barrel socket
-----------------	-------------------------------------

Power Adapter

Universal AC/DC adapter	100-240v AC, regulated DC adapter included
-------------------------	--

Indicators

Power / TST	This green LED is turned on when power is applied to the media converter. Otherwise it is off. The LED will blink when in Loopback test mode.
-------------	---

Fiber link on / Receive activity (LKF)	This green LED is operational only when power is applied. The LED is on when the 100Base-FX link is on and flashes with a 50% duty cycle when data is received.
Copper link on / Receive activity (LKC)	This green LED is operational only when power is applied. The LED is on when the 100Base-TX link is on and flashes with a 50% duty cycle when data is received.
Fiber Duplex (FDF)	This green LED is operational only when power is applied. The LED is on when the 100Base-FX link is operational in full duplex mode. The LED is off when in half duplex.
Copper Duplex (FDC)	This green LED is operational only when power is applied. The LED is on when the 10/100Base-TX link is operational in full duplex mode. The LED is off when in half duplex.
10/100 Speed	This green LED is operational only when power is applied. The LED is on when the speed of the copper Ethernet port is running at 100 MBPS. The LED is off when in 10 MBPS

Switches - accessible through a side opening in the chassis

Auto-Negotiation (802.3u)	<p><i>Enabled (Default)</i> - The media converter uses 802.3u Auto-negotiation on the 100Base-TX interface. It is set to advertise full duplex.</p> <p><i>Disabled</i> - The media converter sets the port according to the position of the speed and duplex switches.</p>
Link Pass Through	<p><i>Enabled (Default)</i> - When the state of the receiver is changed on the 100Base-TX interface it is reflected on the 100Base-FX fiber transmitter. When the state of the receiver on the 100Base-FX interface is changed it is reflected on the 100Base-TX transmitter.</p> <p>When a Far-End Fault Indication is received on the fiber interface the 100Base-TX transmitter is turned off. When the Far-End Fault Indication is cleared the transmitter is turned back on.</p> <p><i>Disabled</i> - The 100Base-TX and the 100Base-FX fiber interface operate independently. Far-End Fault indication on the 100Base-FX fiber interface has no effect on the 100Base-TX interface.</p>
Far-End Fault (FEF)	<p><i>Enabled (Default)</i> - The media converter transmits the Far-End Fault Indication over the 100Base-X fiber connection whenever a receive failure is detected on the 100Base-X fiber connection. The media converter continuously monitors the 100Base-X fiber connection and clears the Far-End Fault Indication condition when a valid signal is received.</p> <p><i>Disabled</i> - Far-End Fault Indications are not transmitted regardless of the condition of the receive signal on the 100Base-FX fiber connection.</p>

Remote Loopback	<p>The media converter can perform a loopback on the 100Base-X fiber interface.</p> <p><i>Disabled (Default - Up)</i></p> <p><i>Enabled</i> - The 100Base-X receiver is looped to the 100Base-X transmitter. The 100Base-TX transmitter is taken off the interface.</p>
Auto-MDIX (Internal Strap)	<p>If Auto-Negotiation (802.3u) is enabled, the media converter uses the HP Auto-MDIX method for the 100Base-TX interface. If Auto-Negotiation (802.3u) is disabled the Media converter will use the RX Energy method on the 100Base-TX interface to set the port MDI or MDIX whichever is appropriate.</p> <p><i>Enabled (Default)</i> - Either a straight-through or crossover type cable can be used to connect the media converter to the device on the other end of the cable.</p> <p><i>Disabled</i> - If the partner device on the other end of the cable does not have the Auto-MDIX feature a specific cable, either a straight-through or crossover will be required to ensure that the media converter's transmitter and the partner devices transmitter are connected to the others receiver. The Media converter's 100Base-TX port is configured as MDI-X with this switch setting.</p>
Speed Copper	<p>100 (Default)</p> <p>10</p>
Duplex Copper	<p>Full (Default)</p> <p>Half</p>
Duplex Fiber	<p>Full (Default)</p> <p>Half</p>
Connectors	
100Base-TX	RJ45 connector, 2 pair CAT 5, EIA/TIA 568A/B or better cable
Magnetic Isolation	1.5kv
Filtering	
Filtering	1024 MAC Addresses
Frame Specifications	
Buffer	512 Kbits frame buffer memory
Size	Maximum frame size of 2048 bytes
Environmental Specifications	

Operating Temperature	0 C to 50 C (32 F to 122 F)
Storage Temperature	minimum range of -25 C to 70 C (-13 F to 158 F)
Operating Humidity	5% to 90% non-condensing
Storage Humidity	5% to 95% non-condensing
Operating Altitude	Up to 3,048 meters (10,000 feet)
Heat Output (BTU/HR)	7.2
MTBF (Hours)**	Without power adaptor: 598,000 With power adaptor: 334,000
Chassis	Metal with an IP20 ingress protection rating
Mounting	
Din Rail Kit	Optional
Rack Mount Kit	Optional
Product Weight and Dimensions	
Weight	0.3 kg, 0.66 lbs
Dimensions	120 x 80 x 26 mm, 4.7 x 3.1 x 1.0 inches
Packaging	
Shipping Weight	0.55 kg, 1.2 lbs
Shipping Dimensions	170 x 280 x 70 mm, 6.7 x 10.2 x 2.8 inches
Regulatory Approvals	
Emissions	FCC Part 15 Class B*, EN55022 Class B*

CISPR 22 Class B*
 CISPR 32:2015/EN 55032:2015 (Class A)
 CISPR 24:2010/EN 55024:2010

EN61000-3-2

Immunity EN55024

Electrical Safety UL 60950-1

IEC 60950-1(ed 2); am1, am2
 EN 60950-1:2006+A11:2009+A1:2010+A12:2011+A2:2013

CE

Laser Safety EN 60825-1:2007

Fiber optic transmitters on this device meet Class 1 Laser safety requirements per IEC-60825 FDA/CDRH standards and comply with 21CFR1040.10 and 21CFR1040.11.

Environmental Reach, RoHS and WEEE Compliant

Other ECCN: 5A991

HTSUS Number: 8517.62.0020

Perle Limited Lifetime Warranty

* When used with a Class B rated AC power adapter.

**Calculation model based on MIL-HDBK-217-FN2 @ 30 °C

Select a Model to obtain a Part Number - Unmanaged Stand-alone Media Converters - Fast Ethernet to Fiber

Model	Connector	Type	Transmit (dBm)		Receive (dBm)		Power Budget (dBm)	Wavelength (nm)	Fiber Type	Operating Distance
			Min	Max	Min	Max				
S-110-M2ST2	Dual ST	100Base-FX	-20.0	-12.0	-31.0	-14.0	11.0*	1310	MMF	2 km (1.2 mi)
S-110-M2SC2	Dual SC	100Base-FX	-20.0	-12.0	-31.0	-14.0	11.0*	1310	MMF	2 km (1.2 mi)
S-110-M2LC2	Dual LC	100Base-FX	-20.0	-12.0	-30.0	-14.0	10.0*	1310	MMF	2 km (1.2 mi)
S-110-S2ST20	Dual ST	100Base-LX	-18.0	-7.0	-32.0	-3.0	14.0	1310	SMF	20 km (12.4 mi)

S-110-S2SC20	Dual SC	100Base-LX	-18.0	-7.0	-32.0	-3.0	14.0	1310	SMF	20 km (12.4 mi)
S-110-S2LC20	Dual LC	100Base-LX	-15.0	0.0	-34.0	-5.0	19.0	1310	SMF	20 km (12.4 mi)
S-110-S2ST40	Dual ST	100Base-EX	-5.0	0.0	-34.0	-3.0	29.0	1310	SMF	40 km (25 mi)
S-110-S2SC40	Dual SC	100Base-EX	-5.0	0.0	-34.0	-3.0	29.0	1310	SMF	40 km (25 mi)
S-110-S2LC40	Dual LC	100Base-EX	-5.0	0.0	-34.0	-3.0	29.0	1310	SMF	40 km (25 mi)
S-110-S2ST80	Dual ST	100Base-ZX	-5.0	0.0	-34.0	-3.0	29.0	1550	SMF	80 km (50 mi)
S-110-S2SC80	Dual SC	100Base-ZX	-5.0	0.0	-34.0	-3.0	29.0	1550	SMF	80 km (50 mi)
S-110-S2LC80	Dual LC	100Base-ZX	-5.0	0.0	-34.0	-3.0	29.0	1550	SMF	80 km (50 mi)
S-110-S2ST120	Dual ST	100Base-ZX	0.0	5.0	-35.0	-3.0	35.0	1550	SMF	120 km (75 mi)
S-110-S2SC120	Dual SC	100Base-ZX	0.0	5.0	-35.0	-3.0	35.0	1550	SMF	120 km (75 mi)
S-110-S2LC120	Dual LC	100Base-ZX	0.0	5.0	-34.0	-3.0	34.0	1550	SMF	120 km (75 mi)

Single Fiber Models Recommended use in pairs

Model	Connector	Type	Transmit (dBm)		Receive (dBm)		Power Budget (dBm)	Wavelength (nm)	Fiber Type	Operating Distance
			Min	Max	Min	Max				
S-110-M1ST2U	Single ST	100Base-BX-U	-15.0	0.0	-28.0	-8.0	13.0	1310 / 1550	MMF	2 km (1.2 mi)
S-110-M1ST2D	Single ST	100Base-BX-D	-15.0	0.0	-28.0	-8.0	13.0	1550 / 1310	MMF	2 km (1.2 mi)
S-110-M1SC2U	Single SC	100Base-BX-U	-15.0	0.0	-28.0	-8.0	13.0	1310 / 1550	MMF	2 km (1.2 mi)
S-110-M1SC2D	Single SC	100Base-BX-D	-15.0	0.0	-28.0	-8.0	13.0	1550 / 1310	MMF	2 km (1.2 mi)
S-110-S1ST20U	Single ST	100Base-BX-U	-15.0	0.0	-28.0	-8.0	13.0	1310 / 1550	SMF	20 km (12.4 mi)
S-110-S1ST20D	Single ST	100Base-BX-D	-15.0	0.0	-28.0	-8.0	13.0	1550 / 1310	SMF	20 km (12.4 mi)
S-110-S1SC20U	Single SC	100Base-BX-U	-14.0	-8.0	-32.0	-3.0	18.0	1310 / 1550	SMF	20 km (12.4 mi)
S-110-S1SC20D	Single SC	100Base-BX-D	-14.0	-8.0	-32.0	-3.0	18.0	1550 / 1310	SMF	20 km (12.4 mi)
S-110-S1SC40U	Single SC	100Base-BX-U	-8.0	-3.0	-33.0	-3.0	25.0	1310 / 1550	SMF	40 km (25 mi)
S-110-S1SC40D	Single SC	100Base-BX-D	-8.0	-3.0	-33.0	-3.0	25.0	1550 / 1310	SMF	40 km (25 mi)

The minimum fiber cable distance for all converters listed is 2 meters.

*Based on use with 62.5/125 micron multimode fiber.

Media Converter Accessories

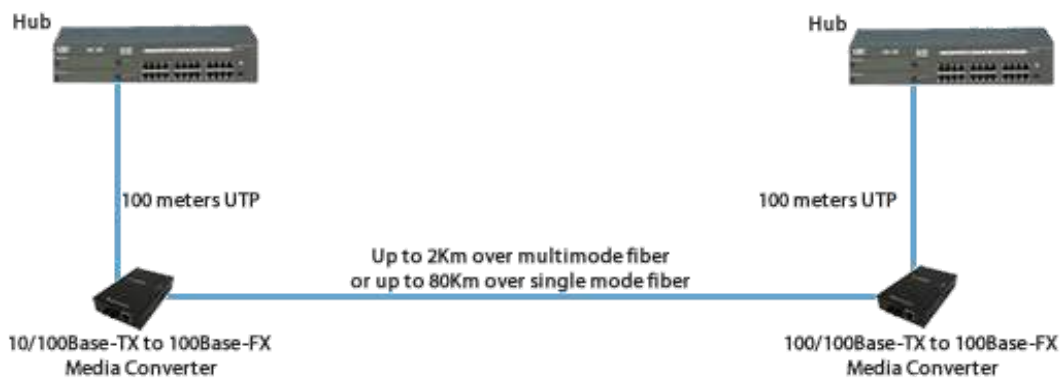
4 DIN Rail Mount Bkt DIN Rail Mounting Kit

MCSM Standalone media converter wall mount bracket

10/100 – Extend Network between Ethernet Hubs

Extend the network distance between two Ethernet Hubs

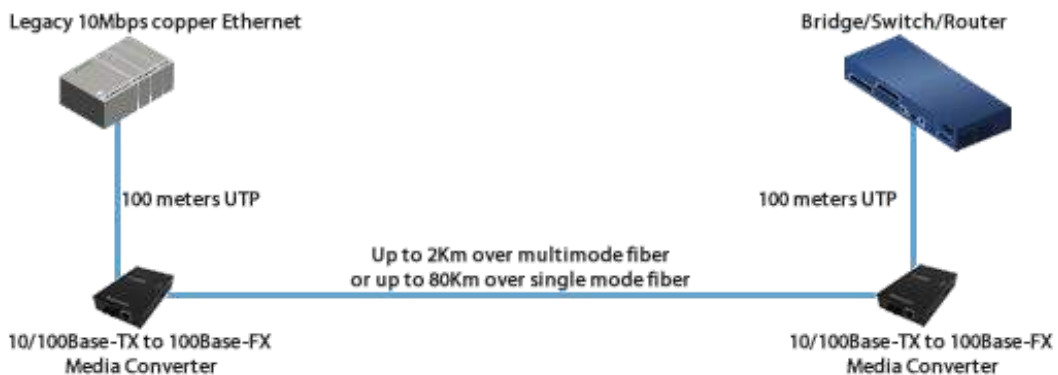
A pair of 10/100 media converters can extend the distance between hubs across a fiber link up to 120km in length.



10/100 – Extend Network between 10Mbps and Fast Ethernet

Extend the network distance between legacy 10Mbps copper Ethernet infrastructure

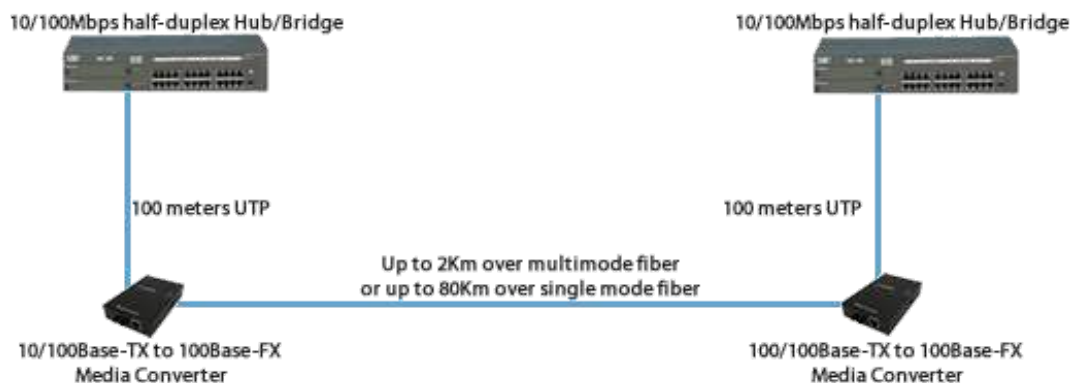
A pair of 10/100 media converters can extend the distance between a legacy 10Mbps device to a Fast Ethernet switch across a fiber link up to 120km in length.



10/100 – Extend Network between Half-Duplex Hubs

Extend the network distance between two Ethernet half-duplex hubs

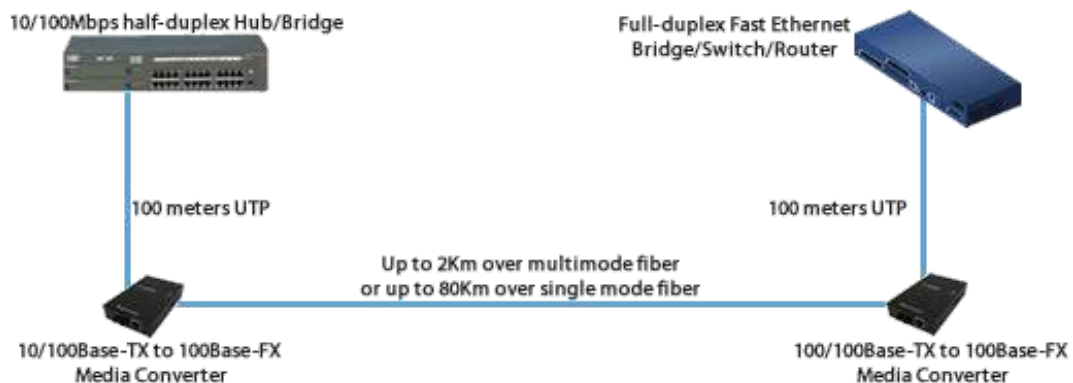
A pair of 10/100 media converters can extend the distance between hubs across a fiber link up to 120km in length. They also isolate the collision domains, associated with half-duplex, from crossing the fiber link.



10/100 – Extend Network between Half-Duplex Hub and Switch

Extend the network distance between an Ethernet half-duplex hub and a full-duplex switch

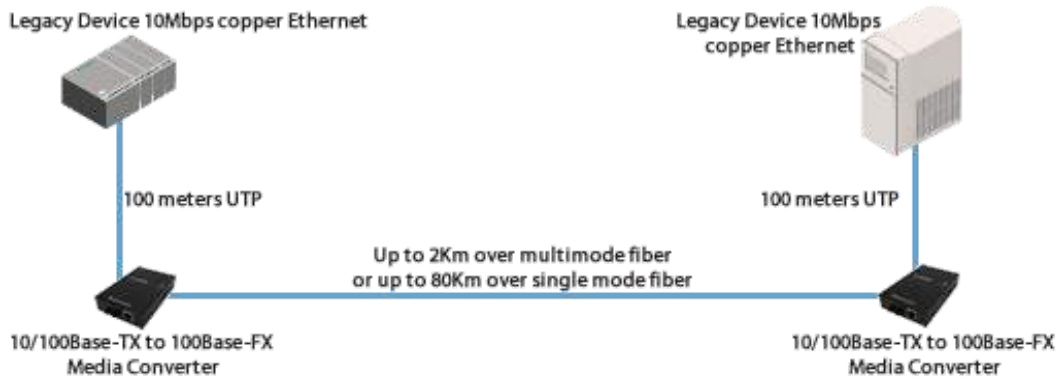
A pair of 10/100 media converters can extend the distance between a half-duplex hub and a full-duplex switch across a fiber link up to 120km in length. They also isolate the collision domains, associated with half-duplex, from crossing the fiber link. In this scenario, the media converter connected to the switch must be forced to half-duplex.



10/100 – Extend Network between two legacy 10Mbps Devices

Extend the network distance between legacy 10Mbps copper Ethernet devices


A pair of 10/100 media converters can extend the distance between two legacy 10Mbps devices across a fiber link up to 120km in length.



Single Mode / Single Fiber

Connect copper ports over a single fiber strand (also referred to as “Bi-Directional” BiDi)

When Single Strand fiber is used, a pair of Single Fiber Media Converters is needed for the copper to fiber conversion. Perle Single Fiber Media Converters are also referred to as “Up/Down” models. For example the S-110-S1SC20U (“Up”) and S-110-S1SC20D (“Down”), shown below, must be used in pairs. An “Up” must be matched with a “Down” peer to deal with transmit and receive frequencies separately.




S-110-S1SC20US-110-S1SC20D







The majority of installations for single mode fiber media converters are of the “dual connector” or “dual fiber” type where one fiber connection is used for transmit, the other for receive. These are physically “crossed” to match up the Transmit/Receive links.

However, to reduce costs, or where there are limits on available fiber, WDM technology may be utilized. WDM uses separate transmit and receive frequencies to communicate on a single fiber strand. WDM technology relies on the fact that optical fibers can carry many wavelengths of light simultaneously without interaction between each wavelength. Thus, a single fiber can carry many separate wavelength signals or channels simultaneously.

So remember, if Single Strand fiber is used, you will need an “Up” Media Converter on one side and a “Down” Media Converter on the other for copper to fiber conversion.







Perle offers a wide variety of Single Fiber (“Up/Down”) Media Converters to connect 10BaseT, Fast Ethernet and Gigabit to single fiber. Whether you need Managed or Unmanaged, Standalone or Modular Chassis Based, 20km or 120km, Perle has the right model to meet your fiber conversion requirement.

Product Image	Description	Power Cord	Product Number
	<p>S-110-M1SC2D - 10/100 Fast Ethernet Media and Rate Converter. 10/100Base-TX (RJ-45) [100 m/328 ft.] to 100Base-BX 1550nm TX / 1310nm RX single strand fiber, multimode (SC) [2 km/1.2 miles]</p>	USA UK EU SA AUS NONE	05040904 05040901 05040902 05040905 05040906 05040908


Product Image	Description	Power Cord	Product Number
	S-110-M1SC2U - 10/100 Fast Ethernet Media and Rate Converter. 10/100Base-TX (RJ-45) [100 m/328 ft.] to 100Base-BX 1310nm TX / 1550nm RX single strand fiber, multimode (SC) [2 km/1.2 miles]	USA UK EU SA AUS NONE	05040914 05040911 05040912 05040915 05040916 05040918
	S-110-M1ST2D - 10/100 Fast Ethernet Media and Rate Converter. 10/100Base-TX (RJ-45) [100 m/328 ft.] to 100Base-BX 1550nm TX / 1310nm RX single strand fiber, multimode (ST) [2 km/1.2 miles]	USA UK EU SA AUS NONE	05040844 05040841 05040842 05040845 05040846 05040848
	S-110-M1ST2U - 10/100 Fast Ethernet Media and Rate Converter. 10/100Base-TX (RJ-45) [100 m/328 ft.] to 100Base-BX 1310nm TX / 1550nm RX single strand fiber, multimode (ST) [2 km/1.2 miles]	USA UK EU SA AUS NONE	05040854 05040851 05040852 05040855 05040856 05040858
	S-110-S1ST20U - 10/100 Fast Ethernet Media and Rate Converter. 10/100Base-TX (RJ-45) [100 m/328 ft.] to 100Base-BX 1310nm TX / 1550nm RX single strand fiber, single mode (ST) [20 km/12.4 miles]	USA UK EU SA AUS NONE	05040824 05040821 05040822 05040825 05040826 05040828
	S-110-S1ST20D - 10/100 Fast Ethernet Media and Rate Converter. 10/100Base-TX (RJ-45) [100 m/328 ft.] to 100Base-BX 1550nm TX / 1310nm RX single strand fiber, single mode (ST) [20 km/12.4 miles]	USA UK EU SA AUS NONE	05040834 05040831 05040832 05040835 05040836 05040838
	S-110-M2ST2 - 10/100 Fast Ethernet Stand-Alone Media and Rate Converter. 10/100Base-TX (RJ-45) [100 m/328 ft.] to 100Base-FX 1310nm multimode (ST) [2 km/1.2 miles]	USA UK EU SA AUS NONE	05050404 05050401 05050402 05050405 05050406 05050408

Product Image	Description	Power Cord	Product Number
	S-110-M2SC2 - 10/100 Fast Ethernet Stand-Alone Media and Rate Converter. 10/100Base-TX (RJ-45) [100 m/328 ft.] to 100Base-FX 1310nm multimode (SC) [2 km/1.2 miles]	USA UK EU SA AUS NONE	05050414 05050411 05050412 05050415 05050416 05050418
	S-110-M2LC2 - 10/100 Fast Ethernet Stand-Alone Media and Rate Converter. 10/100Base-TX (RJ-45) [100 m/328 ft.] to 100Base-FX 1310nm multimode (LC) [2 km/1.2 miles]	USA UK EU SA AUS NONE	05050424 05050421 05050422 05050425 05050426 05050428
	S-110-S2SC20 - 10/100 Fast Ethernet Stand-Alone Media and Rate Converter. 10/100Base-TX (RJ-45) [100 m/328 ft.] to 100Base-LX 1310nm single mode (SC) [20 km/12.4 miles]	USA UK EU SA AUS NONE	05050434 05050431 05050432 05050435 05050436 05050438
	S-110-S2LC20 - 10/100 Fast Ethernet Stand-Alone Media and Rate Converter. 10/100Base-TX (RJ-45) [100 m/328 ft.] to 100Base-LX 1310nm single mode (LC) [20 km/12.4 miles]	USA UK EU SA AUS NONE	05050444 05050441 05050442 05050445 05050446 05050448
	S-110-S2SC40 - 10/100 Fast Ethernet Stand-Alone Media and Rate Converter. 10/100Base-TX (RJ-45) [100 m/328 ft.] to 100Base-EX 1310nm single mode (SC) [40 km/24.9 miles]	USA UK EU SA AUS NONE	05050454 05050451 05050452 05050455 05050456 05050458
	S-110-S2SC80 - 10/100 Fast Ethernet Stand-Alone Media and Rate Converter. 10/100Base-TX (RJ-45) [100 m/328 ft.] to 100Base-ZX 1550nm single mode (SC) [80 km/49.7 miles]	USA UK EU SA AUS NONE	05050464 05050461 05050462 05050465 05050466 05050468

Product Image	Description	Power Cord	Product Number
	S-110-S1SC20U - 10/100 Fast Ethernet Stand-Alone Media and Rate Converter. 10/100Base-TX (RJ-45) [100 m/328 ft.] to 100Base-BX 1310nm TX / 1550nm RX single fiber single mode (SC) [20 km/12.4 miles]	USA UK EU SA AUS NONE	05050474 05050471 05050472 05050475 05050476 05050478
	S-110-S1SC20D - 10/100 Fast Ethernet Stand-Alone Media and Rate Converter. 10/100Base-TX (RJ-45) [100 m/328 ft.] to 100Base-BX 1550nm TX / 1310nm RX single fiber single mode (SC) [20 km/12.4 miles]	USA UK EU SA AUS NONE	05050484 05050481 05050482 05050485 05050486 05050488
	S-110-S1SC40U - 10/100 Fast Ethernet Stand-Alone Media and Rate Converter. 10/100Base-TX (RJ-45) [100 m/328 ft.] to 100Base-BX 1310nm TX / 1550nm RX single fiber single mode (SC) [40 km/24.9 miles]	USA UK EU SA AUS NONE	05050494 05050491 05050492 05050495 05050496 05050498
	S-110-S1SC40D - 10/100 Fast Ethernet Stand-Alone Media and Rate Converter. 10/100Base-TX (RJ-45) [100 m/328 ft.] to 100Base-BX 1550nm TX / 1310nm RX single fiber single mode (SC) [40 km/24.9 miles]	USA UK EU SA AUS NONE	05050504 05050501 05050502 05050505 05050506 05050508
	S-110-S2SC120 - 10/100 Fast Ethernet Stand-Alone Media and Rate Converter. 10/100Base-TX (RJ-45) [100 m/328 ft.] to 100Base-ZX 1550nm single mode (SC) [120 km/74.6 miles]	USA UK EU SA AUS NONE	05050514 05050511 05050512 05050515 05050516 05050518
	S-110-S2ST20 - 10/100 Fast Ethernet Stand-Alone Media and Rate Converter. 10/100Base-TX (RJ-45) [100 m/328 ft.] to 100Base-LX 1310nm single mode (ST) [20 km/12.4 miles]	USA UK EU SA AUS NONE	05050524 05050521 05050522 05050525 05050526 05050528

Product Image	Description	Power Cord	Product Number
	S-110-S2ST40 - 10/100 Fast Ethernet Stand-Alone Media and Rate Converter. 10/100Base-TX (RJ-45) [100 m/328 ft.] to 100Base-EX 1310nm single mode (ST) [40 km/24.9 miles]	USA UK EU SA AUS NONE	05050534 05050531 05050532 05050535 05050536 05050538
	S-110-S2ST80 - 10/100 Fast Ethernet Stand-Alone Media and Rate Converter. 10/100Base-TX (RJ-45) [100 m/328 ft.] to 100Base-ZX 1550nm single mode (ST) [80 km/49.7 miles]	USA UK EU SA AUS NONE	05050544 05050541 05050542 05050545 05050546 05050548
	S-110-S2ST120 - 10/100 Fast Ethernet Stand-Alone Media and Rate Converter. 10/100Base-TX (RJ-45) [100 m/328 ft.] to 100Base-ZX 1550nm single mode (ST) [120 km/74.6 miles]	USA UK EU SA AUS NONE	05050554 05050551 05050552 05050555 05050556 05050558
	S-110-S2LC40 - 10/100 Fast Ethernet Stand-Alone Media and Rate Converter. 10/100Base-TX (RJ-45) [100 m/328 ft.] to 100Base-EX 1310nm single mode (LC) [40 km/24.9 miles]	USA UK EU SA AUS NONE	05050564 05050561 05050562 05050565 05050566 05050568
	S-110-S2LC80 - 10/100 Fast Ethernet Stand-Alone Media and Rate Converter. 10/100Base-TX (RJ-45) [100 m/328 ft.] to 100Base-ZX 1550nm single mode (LC) [80 km/49.7 miles]	USA UK EU SA AUS NONE	05050574 05050571 05050572 05050575 05050576 05050578
	S-110-S2LC120 - 10/100 Fast Ethernet Stand-Alone Media and Rate Converter. 10/100Base-TX (RJ-45) [100 m/328 ft.] to 100Base-ZX 1550nm single mode (LC) [120 km/74.6 miles]	USA UK EU SA AUS NONE	05050584 05050581 05050582 05050585 05050586 05050588

Accessories

Accessory Image	Description	Model Number	Accessory Number
	<p>DIN Rail Mounting Kit for 4 & 8 port IOLAN SDS/STS wall mount models, all Stand-Alone Media Converters and all Stand-Alone Ethernet Extenders. Two of these brackets are required for the 8 port STS8-D model.</p>	<p>4 DIN Rail Mount Bkt</p>	<p>04030840</p>
	<p>Standalone media converter wall / rack mount bracket</p>	<p>MCSM</p>	<p>05059999</p>

Copyright © 1996 - 2022 Perle. All Rights Reserved