

Silicon Power Schottky Diode


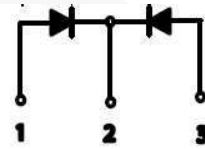
$V_{RRM} = 20 \text{ V}$

$I_{F(AV)} = 80 \text{ A}$

Features

- High Surge Capability
- Types from 20 V to 40V V_{RRM}
- Not ESD Sensitive

D61-3M Package



Maximum ratings, at $T_j = 25 \text{ }^\circ\text{C}$, unless otherwise specified

Parameter	Symbol	Conditions	FST8320M	FST78330M	FST8335M	FST8340M	Unit
Repetitive peak reverse voltage	V_{RRM}		20	30	35	40	V
RMS reverse voltage	V_{RMS}		14	21	25	28	V
DC blocking voltage	V_{DC}		20	30	35	40	V
Operating temperature	T_j		-55 to 150	-55 to 150	-55 to 150	-55 to 150	$^\circ\text{C}$
Storage temperature	T_{stg}		-55 to 150	-55 to 150	-55 to 150	-55 to 150	$^\circ\text{C}$

Electrical characteristics, at $T_j = 25 \text{ }^\circ\text{C}$, unless otherwise specified

Parameter	Symbol	Conditions	FST8320M	FST8330M	FST8335M	FST78340M	Unit
Average forward current (per pkg)	$I_{F(AV)}$	$T_C = 125 \text{ }^\circ\text{C}$	80	80	80	80	A
Peak forward surge current (per leg)	I_{FSM}	$t_p = 8.3 \text{ ms}$, half sine	600	600	600	600	A
Maximum instantaneous forward voltage (per leg)	V_F	$I_{FM} = 40 \text{ A}$, $T_j = 25 \text{ }^\circ\text{C}$	0.72	0.72	0.72	0.72	V
Maximum Instantaneous reverse current at rated DC blocking voltage (per leg)	I_R	$T_j = 25 \text{ }^\circ\text{C}$	1	1	1	1	mA
		$T_j = 100 \text{ }^\circ\text{C}$	10	10	10	10	
		$T_j = 150 \text{ }^\circ\text{C}$	30	30	30	30	

Thermal characteristics

Thermal resistance, junction - case (per leg)	$R_{\theta JC}$		1.10	1.10	1.10	1.10	$^\circ\text{C/W}$
---	-----------------	--	------	------	------	------	--------------------

Figure .1- Typical Forward Characteristics

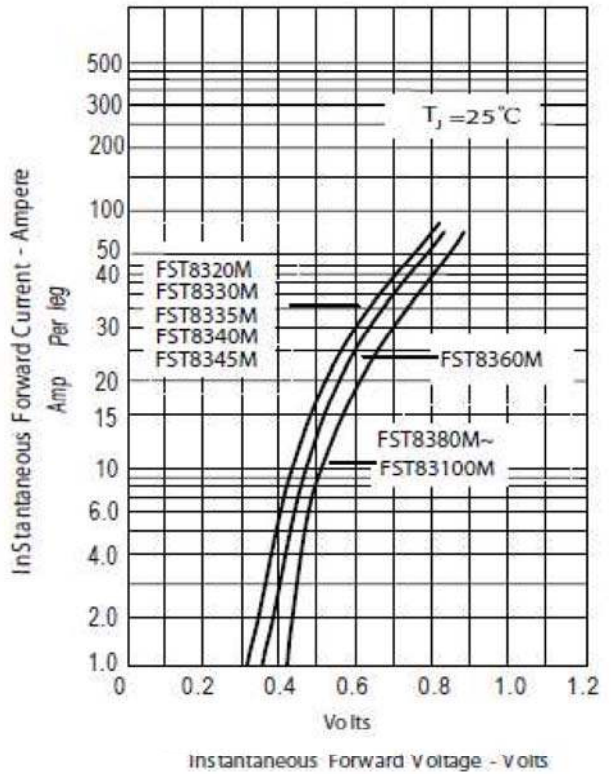
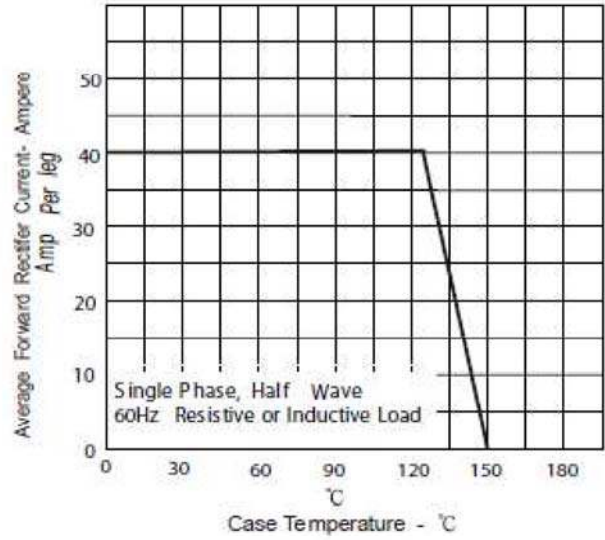


Figure .2- Forward Derating Curve



$T_j = 125^\circ\text{C}$

Figure.3-Peak Forward Surge Current

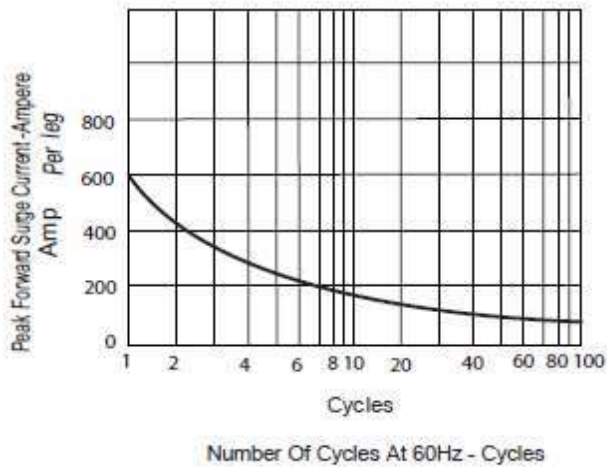
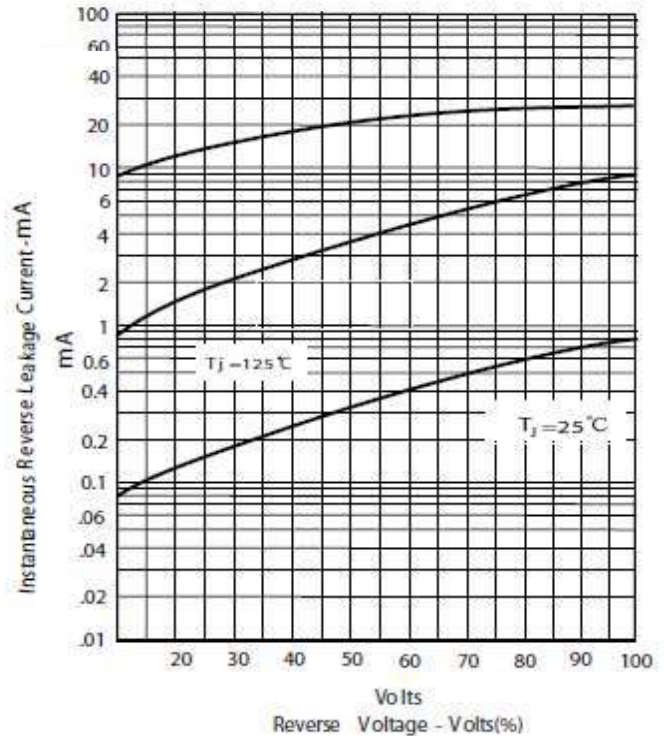
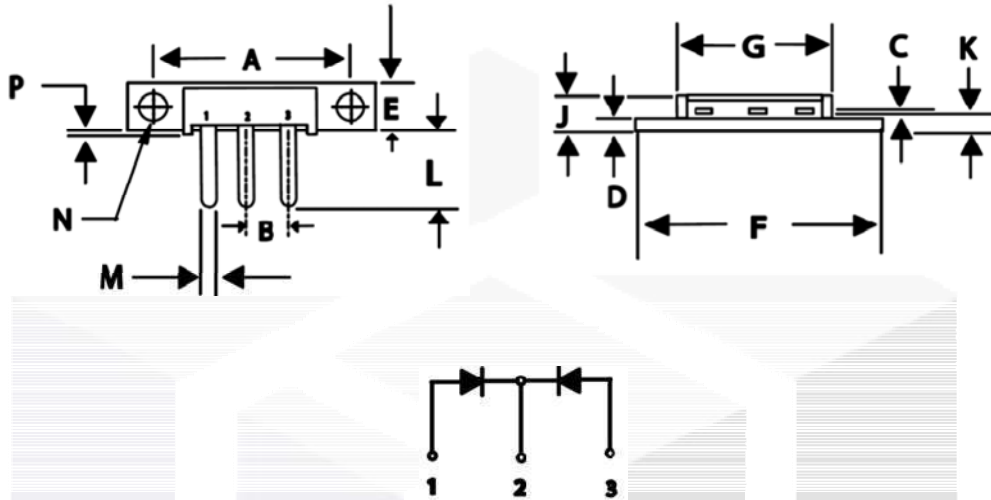


Figure .4- Typical Reverse Characteristics



Package dimensions and terminal configuration

Product is marked with part number and terminal configuration.



DIMENSIONS					
DIM	IN CHES		MM		NOTE
	MIN	MAX	MIN	MAX	
A	1.180	1.195	29.97	30.35	
B	.200	NOM	5.08	NOM	2PL
C	.027	.037	0.69	0.94	
D	.088	.098	2.24	2.49	
E	.350	.370	8.89	9.40	
F	1.490	1.510	37.85	38.35	
G	.695	.715	17.65	18.16	
J	.24	.26	6.1	6.6	
K	.115	.135	2.92	3.43	
L	.457	.477	11.61	12.12	
M	.065	.085	1.65	2.16	
N	.151	.161	3.84	4.09	∅
P	.015	.025	0.38	0.64	