

Mini feed-through terminal block - MUT 4 - 3248035

Please be informed that the data shown in this PDF Document is generated from our Online Catalog. Please find the complete data in the user's documentation. Our General Terms of Use for Downloads are valid (<http://download.phoenixcontact.com>)



Mini feed-through terminal block, Connection method: Screw connection, Cross section: 0.2 mm² - 6 mm², AWG: 24 - 10, Width: 6.2 mm, Color: gray, Mounting type: NS 15

Product Features

- ✓ Space saving thanks to compact design and mounting option on a 15 mm DIN rail
- ✓ Clear arrangement thanks to marking of all terminal points
- ✓ Easy potential distribution thanks to standardized plug-in bridges



Key commercial data

| | |
|--------------------------------------|----------|
| Packing unit | 1 pc |
| Minimum order quantity | 50 pc |
| Weight per Piece (excluding packing) | 6.4 GRM |
| Custom tariff number | 85369010 |
| Country of origin | Poland |

Technical data

General

| | |
|-----------------------------------------|-------------------------------------------------------|
| Number of levels | 1 |
| Number of connections | 2 |
| Color | gray |
| Insulating material | PA |
| Inflammability class according to UL 94 | V0 |
| Maximum load current | 41 A (with 6 mm ² conductor cross section) |
| Rated surge voltage | 6 kV |
| Pollution degree | 3 |
| Surge voltage category | III |
| Insulating material group | I |

Mini feed-through terminal block - MUT 4 - 3248035

Technical data

General

| | |
|---------------------------------------------------------------------------------|-------------------------------------------------------|
| Connection in acc. with standard | IEC 60947-7-1 |
| Nominal current I_N | 32 A (with 4 mm ² conductor cross section) |
| Nominal voltage U_N | 500 V |
| Open side panel | ja |
| Shock protection test specification | DIN EN 50274 (VDE 0660-514):2002-11 |
| Back of the hand protection | guaranteed |
| Finger protection | guaranteed |
| Surge voltage test setpoint | 7.3 kV |
| Result of surge voltage test | Test passed |
| Power frequency withstand voltage setpoint | 1.89 kV |
| Result of power-frequency withstand voltage test | Test passed |
| Checking the mechanical stability of terminal points (5 x conductor connection) | Test passed |
| Bending test rotation speed | 10 rpm |
| Bending test turns | 135 |
| Bending test conductor cross section/weight | 0.2 mm ² / 0.2 kg |
| | 4 mm ² / 0.9 kg |
| | 6 mm ² / 1.4 kg |
| Result of bending test | Test passed |
| Conductor cross section tensile test | 0.2 mm ² |
| Tractive force setpoint | 10 N |
| Conductor cross section tensile test | 4 mm ² |
| Tractive force setpoint | 60 N |
| Conductor cross section tensile test | 6 mm ² |
| Tractive force setpoint | 80 N |
| Tensile test result | Test passed |
| Tight fit on carrier | NS 15 |
| Setpoint | 1 N |
| Result of tight fit test | Test passed |
| Requirements, voltage drop | ≤ 3.2 mV |
| Result of voltage drop test | Test passed |
| Temperature-rise test | Test passed |
| Conductor cross section short circuit testing | 4 mm ² |
| Short-time current | 0.48 kA |
| Conductor cross section short circuit testing | 6 mm ² |
| Short-time current | 0.72 kA |
| Short circuit stability result | Test passed |

Mini feed-through terminal block - MUT 4 - 3248035

Technical data

General

| | |
|-----------------------------------------------------------------------|------------------------------------------------|
| Proof of thermal characteristics (needle flame) effective duration | 30 s |
| Result of thermal test | Test passed |
| Test specification, oscillation, broadband noise | DIN EN 50155 (VDE 0115-200):2008-03 |
| Test spectrum | Service life test category 2, bogie mounted |
| Test frequency | $f_1 = 5 \text{ Hz}$ to $f_2 = 250 \text{ Hz}$ |
| ASD level | $6.12 \text{ (m/s}^2\text{)}^2\text{/Hz}$ |
| Acceleration | 3.12 g |
| Test duration per axis | 5 h |
| Test directions | X-, Y- and Z-axis |
| Oscillation, broadband noise test result | Test passed |
| Test specification, shock test | DIN EN 50155 (VDE 0115-200):2008-03 |
| Shock form | Semi-sinusoidal |
| Acceleration | 30 g |
| Shock duration | 18 ms |
| Number of shocks per direction | 3 |
| Test directions | X-, Y- and Z-axis (pos. and neg.) |
| Shock test result | Test passed |
| Temperature index, insulating material (DIN EN 60216-1 (VDE 0304-21)) | 130 °C |
| Static insulating material application in cold | -60 °C |

Dimensions

| | |
|--------------|---------|
| Width | 6.2 mm |
| Length | 29.9 mm |
| Height NS 15 | 34 mm |

Connection data

| | |
|----------------------------------------------------------------------------|----------------------|
| Connection in acc. with standard | IEC 60947-7-1 |
| Connection method | Screw connection |
| Conductor cross section solid min. | 0.2 mm ² |
| Conductor cross section solid max. | 6 mm ² |
| Conductor cross section AWG/kcmil min. | 24 |
| Conductor cross section AWG/kcmil max | 10 |
| Conductor cross section stranded min. | 0.2 mm ² |
| Conductor cross section stranded max. | 6 mm ² |
| Min. AWG conductor cross section, stranded | 24 |
| Max. AWG conductor cross section, stranded | 10 |
| Conductor cross section stranded, with ferrule without plastic sleeve min. | 0.25 mm ² |
| Conductor cross section stranded, with ferrule without plastic sleeve max. | 4 mm ² |

Mini feed-through terminal block - MUT 4 - 3248035

Technical data

Connection data

| | |
|-----------------------------------------------------------------------------------------|----------------------|
| Conductor cross section stranded, with ferrule with plastic sleeve min. | 0.25 mm ² |
| Conductor cross section stranded, with ferrule with plastic sleeve max. | 4 mm ² |
| 2 conductors with same cross section, solid min. | 0.2 mm ² |
| 2 conductors with same cross section, solid max. | 1.5 mm ² |
| 2 conductors with same cross section, stranded min. | 0.2 mm ² |
| 2 conductors with same cross section, stranded max. | 1.5 mm ² |
| 2 conductors with same cross section, stranded, TWIN ferrules with plastic sleeve, min. | 0.5 mm ² |
| 2 conductors with same cross section, stranded, TWIN ferrules with plastic sleeve, max. | 2.5 mm ² |
| 2 conductors with same cross section, stranded, ferrules without plastic sleeve, min. | 0.25 mm ² |
| 2 conductors with same cross section, stranded, ferrules without plastic sleeve, max. | 1.5 mm ² |
| Stripping length | 9 mm |
| Internal cylindrical gage | A4 |
| Screw thread | M3 |
| Tightening torque, min | 0.6 Nm |
| Tightening torque max | 0.8 Nm |

Classifications

eCl@ss

| | |
|------------|----------|
| eCl@ss 4.0 | 27141120 |
| eCl@ss 4.1 | 27141120 |
| eCl@ss 5.0 | 27141120 |
| eCl@ss 5.1 | 27141120 |
| eCl@ss 6.0 | 27141120 |
| eCl@ss 7.0 | 27141120 |
| eCl@ss 8.0 | 27141120 |

ETIM

| | |
|----------|----------|
| ETIM 3.0 | EC000897 |
| ETIM 4.0 | EC001329 |
| ETIM 5.0 | EC000897 |

UNSPSC

| | |
|---------------|----------|
| UNSPSC 6.01 | 30211811 |
| UNSPSC 7.0901 | 39121410 |

Mini feed-through terminal block - MUT 4 - 3248035

Classifications

UNSPSC

| | |
|--------------|----------|
| UNSPSC 11 | 39121410 |
| UNSPSC 12.01 | 39121410 |
| UNSPSC 13.2 | 39121410 |

Approvals

Approvals


Approvals


GOST / UL Recognized / cUL Recognized / VDE Zeichengenehmigung / IECCE CB Scheme / cULus Recognized


Ex Approvals

Approvals submitted

Approval details

| |
|------------------------------------------------------------------------------------------|
| GOST  |
|------------------------------------------------------------------------------------------|

| | | |
|---------------------------------------------------------------------------------------------------|-------|-------|
| UL Recognized  | | |
| | B | C |
| mm ² /AWG/kcmil | 24-10 | 24-10 |
| Nominal current I _N | 300 A | 300 A |
| Nominal voltage U _N | 30 V | 30 V |

| | | |
|----------------------------------------------------------------------------------------------------|-------|-------|
| cUL Recognized  | | |
| | B | C |
| mm ² /AWG/kcmil | 24-10 | 24-10 |
| Nominal current I _N | 30 A | 30 A |
| Nominal voltage U _N | 300 V | 300 V |

Mini feed-through terminal block - MUT 4 - 3248035

Approvals

| | |
|--------------------------------|---------|
| VDE Zeichengenehmigung | |
| mm ² /AWG/kcmil | 0.2-2.5 |
| Nominal current I _N | 32 A |
| Nominal voltage U _N | 500 V |

| | |
|--------------------------------|-------|
| IECEE CB Scheme | |
| mm ² /AWG/kcmil | 2.5-4 |
| Nominal voltage U _N | 500 V |

| | |
|------------------|--|
| cULus Recognized | |
|------------------|--|

Drawings

Circuit diagram

