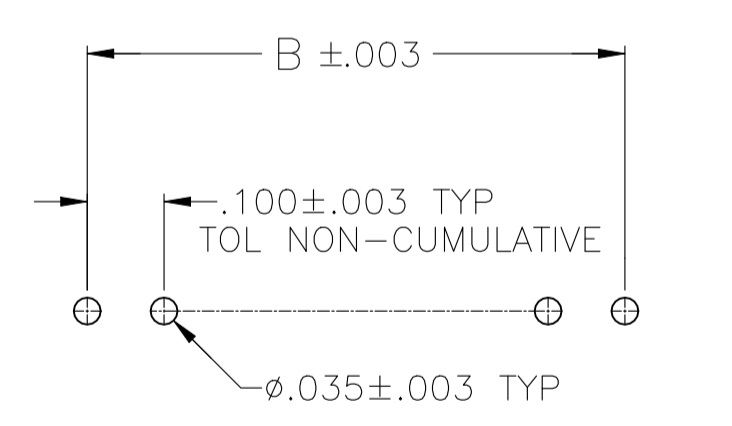
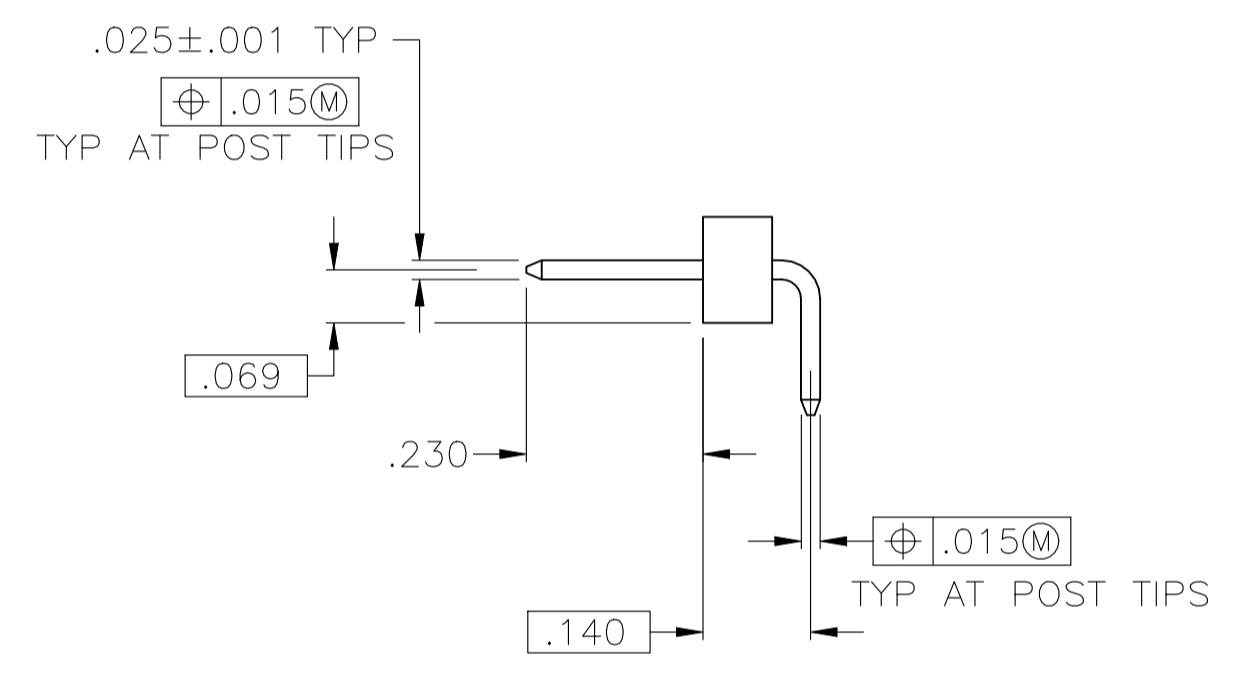
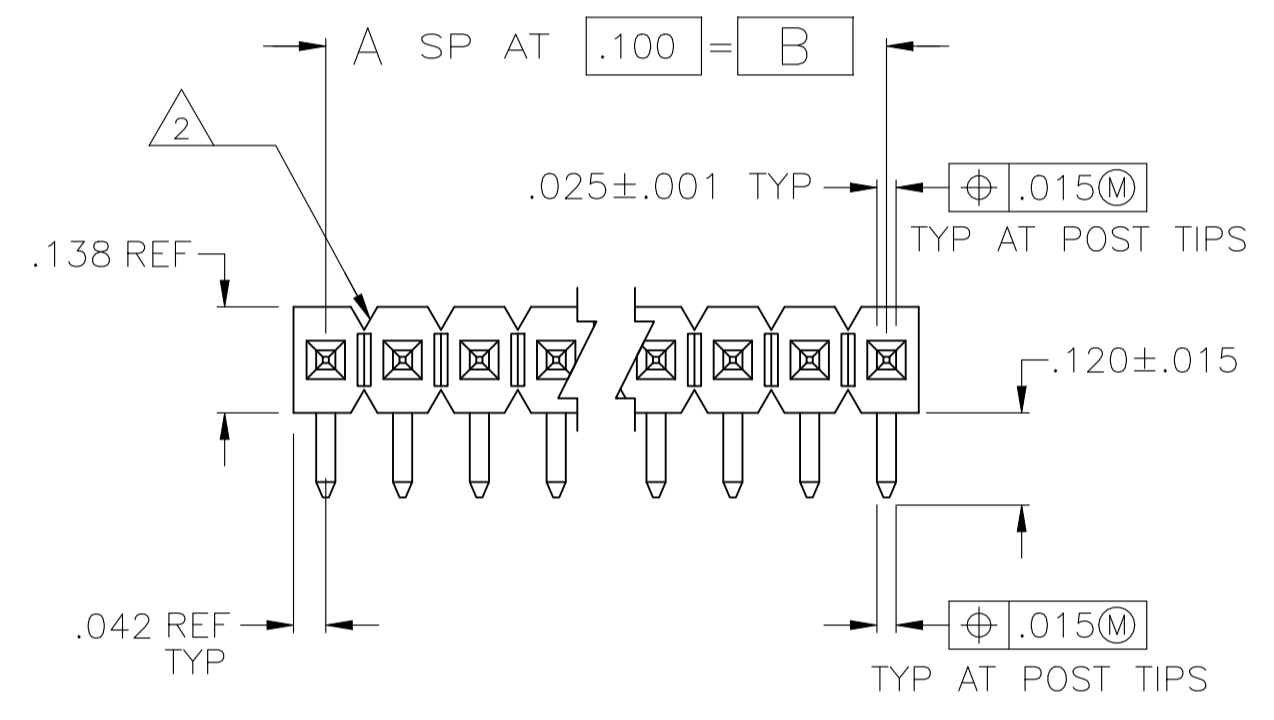
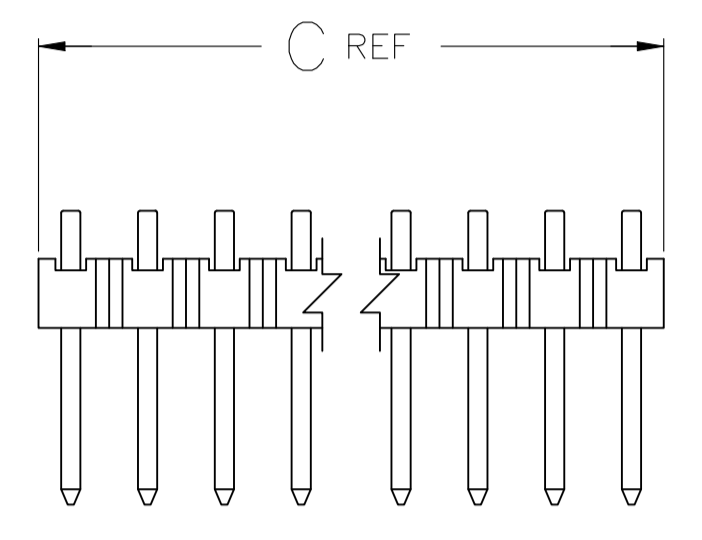


REVISIONS					
P	LTR	DESCRIPTION	DATE	DN	APVD
J9	REVISED PER	ECN-22-158799	15JUN2022	RK	MF

- 1 ASSEMBLIES MAY BE BROKEN TO DESIRED NO OF POSITIONS.
- 2 BREAKAWAY NOTCH ANGLE CAN BE ORIENTED TO THE RIGHT (AS SHOWN) OR TO THE LEFT.
- 3 .000100-.000200 MATTE TIN-LEAD OVER .000050 NICKEL.
- 4 .000100-.000200 BRIGHT TIN OVER .000050 NICKEL.
- 5 PRELIMINARY PART - NOT RELEASED FOR PRODUCTION.
- 6 HOUSING MATERIAL: FLAME RETARDANT THERMOPLASTIC; COLOR-BLACK.
- 7 .000100-.000200 MATTE TIN OVER .000050 NICKEL.
- 8 OBSOLETE PARTS: OBSOLETE CIS STREAMLINING PER D.RENAUD/D.SINISI



RECOMMENDED HOLE LAYOUT

7	3.984	3.900	39	40	9-103329-0
7	3.884	3.800	38	39	8-103329-9
7	3.784	3.700	37	38	8-103329-8
7	3.684	3.600	36	37	8-103329-7
7	3.584	3.500	35	36	8-103329-6
7	3.484	3.400	34	35	8-103329-5
7	3.384	3.300	33	34	8-103329-4
7	3.284	3.200	32	33	8-103329-3
7	3.184	3.100	31	32	8-103329-2
7	3.084	3.000	30	31	8-103329-1
7	2.984	2.900	29	30	8-103329-0
7	2.884	2.800	28	29	7-103329-9
7	2.784	2.700	27	28	7-103329-8
7	2.684	2.600	26	27	7-103329-7
7	2.584	2.500	25	26	7-103329-6
7	2.484	2.400	24	25	7-103329-5
7	2.384	2.300	23	24	7-103329-4
7	2.284	2.200	22	23	7-103329-3
7	2.184	2.100	21	22	7-103329-2
7	2.084	2.000	20	21	7-103329-1
7	1.984	1.900	19	20	7-103329-0
7	1.884	1.800	18	19	6-103329-9
7	1.784	1.700	17	18	6-103329-8
7	1.684	1.600	16	17	6-103329-7
7	1.584	1.500	15	16	6-103329-6
7	1.484	1.400	14	15	6-103329-5
7	1.384	1.300	13	14	6-103329-4
7	1.284	1.200	12	13	6-103329-3
7	1.184	1.100	11	12	6-103329-2
7	1.084	1.000	10	11	6-103329-1
7	.984	.900	9	10	6-103329-0
7	.884	.800	8	9	5-103329-9
7	.784	.700	7	8	5-103329-8
7	.684	.600	6	7	5-103329-7
7	.584	.500	5	6	5-103329-6
7	.484	.400	4	5	5-103329-5
7	.384	.300	3	4	5-103329-4
7	.284	.200	2	3	5-103329-3
7	.184	.100	1	2	5-103329-2
7	.084	-	-	1	5-103329-1

4	3.984	3.900	39	40	4-103329-2
4	.984	.900	9	10	4-103329-1
3	3.984	3.900	39	40	4-103329-0
3	3.884	3.800	38	39	3-103329-9
3	3.784	3.700	37	38	3-103329-8
3	3.684	3.600	36	37	3-103329-7
3	3.584	3.500	35	36	3-103329-6
3	3.484	3.400	34	35	3-103329-5
3	3.384	3.300	33	34	3-103329-4
3	3.284	3.200	32	33	3-103329-3
3	3.184	3.100	31	32	3-103329-2
3	3.084	3.000	30	31	3-103329-1
3	2.984	2.900	29	30	3-103329-0
3	2.884	2.800	28	29	2-103329-9
3	2.784	2.700	27	28	2-103329-8
3	2.684	2.600	26	27	2-103329-7
3	2.584	2.500	25	26	2-103329-6
3	2.484	2.400	24	25	2-103329-5
3	2.384	2.300	23	24	2-103329-4
3	2.284	2.200	22	23	2-103329-3
3	2.184	2.100	21	22	2-103329-2
3	2.084	2.000	20	21	2-103329-1
3	1.984	1.900	19	20	2-103329-0
3	1.884	1.800	18	19	1-103329-9
3	1.784	1.700	17	18	1-103329-8
3	1.684	1.600	16	17	1-103329-7
3	1.584	1.500	15	16	1-103329-6
3	1.484	1.400	14	15	1-103329-5
3	1.384	1.300	13	14	1-103329-4
3	1.284	1.200	12	13	1-103329-3
3	1.184	1.100	11	12	1-103329-2
3	1.084	1.000	10	11	1-103329-1
3	.984	.900	9	10	1-103329-0
3	.884	.800	8	9	103329-9
3	.784	.700	7	8	103329-8
3	.684	.600	6	7	103329-7
3	.584	.500	5	6	103329-6
3	.484	.400	4	5	103329-5
3	.384	.300	3	4	103329-4
3	.284	.200	2	3	103329-3
3	.184	.100	1	2	103329-2
3	.084	-	-	1	103329-1

PLATING	C	B	A	NO OF POSN	PART NUMBER
---------	---	---	---	------------	-------------

PLATING	C	B	A	NO OF POSN	PART NUMBER
---------	---	---	---	------------	-------------

THIS DRAWING IS A CONTROLLED DOCUMENT.

DIMENSIONS: INCHES

TOLERANCES UNLESS OTHERWISE SPECIFIED:

0 PLC	± .005
1 PLC	± .005
2 PLC	± .005
3 PLC	± .005
4 PLC	± .005

ANGLES: ± .005

MATERIAL: POST: COPPER ALLOY

FINISH: SEE TABLE

APPROVED: J. MARTINELLI, J. JOHN KNITTLE, B. FLINCHBAUGH

DATE: 16OCT92, 23NOV92, 23NOV92

NAME: ASSY, HDR, BREAKAWAY, MODII, SINGLE ROW, .100 C/L, RIGHT ANGLE, WITH .025 SQ POSTS

SIZE: A1

WEIGHT: --

CAGE CODE: 00779

DRAWING NO: 103329

SCALE: 4:1

SHEET: 1 of 1

REV: J9