

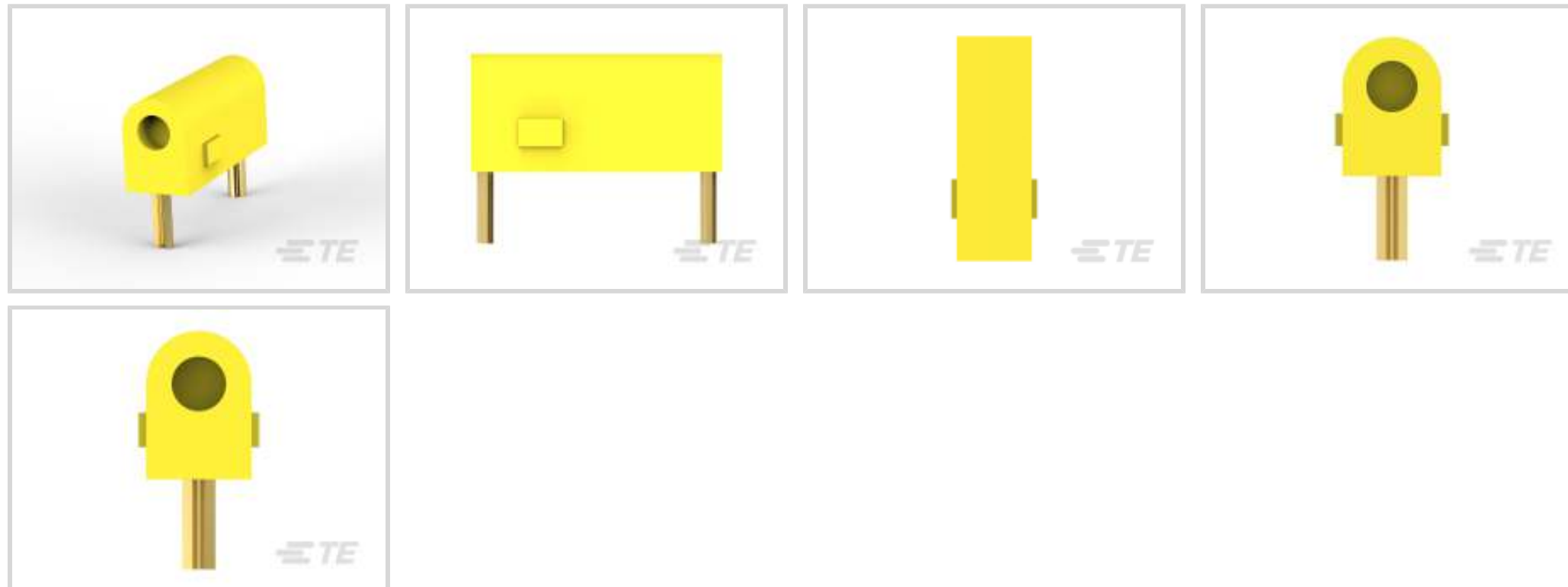
Test Probe 130

TE Internal #: 3-582118-4

Test Probe Receptacles, Gold, Test Probe 130

[View on TE.com >](#)

Connectors > PCB Connectors > PCB Connector Accessories > Test Probe Receptacles



Profile Height from PCB: 5.84 mm [.23 in]

Funnel Entry: **Without**

Contact Mating Area Plating Material: **Gold**

Connector System: **Cable-to-Board**

Number of Positions: 1

Features

Product Type Features

Test Probe Hole Location	Side Entry
Funnel Entry	Without
Connector System	Cable-to-Board
Connector & Contact Terminates To	Printed Circuit Board

Configuration Features

Number of Positions	1
---------------------	---

Contact Features

Contact Base Material	Brass
Contact Mating Area Plating Material	Gold
Contact Current Rating (Max)	4.75 A

Mechanical Attachment

Connector Mounting Type	Board Mount
-------------------------	-------------

Dimensions

Profile Height from PCB	5.84 mm[.23 in]
-------------------------	-----------------

Usage Conditions



Operating Temperature Range	-55 – 85 °C[-67 – 185 °F]
-----------------------------	---------------------------

Operation/Application

Circuit Application	Power & Signal
---------------------	----------------

Product Compliance

[For compliance documentation, visit the product page on TE.com>](#)

EU RoHS Directive 2011/65/EU	Compliant
EU ELV Directive 2000/53/EC	Compliant
China RoHS 2 Directive MIIT Order No 32, 2016	No Restricted Materials Above Threshold
EU REACH Regulation (EC) No. 1907/2006	Current ECHA Candidate List: JUNE 2023 (235) Candidate List Declared Against: JAN 2022 (223) Does not contain REACH SVHC
Halogen Content	Low Halogen - Br, Cl, F, I < 900 ppm per homogenous material. Also BFR/CFR/PVC Free
Solder Process Capability	Wave solder capable to 240°C

Product Compliance Disclaimer

This information is provided based on reasonable inquiry of our suppliers and represents our current actual knowledge based on the information they provided. This information is subject to change. The part numbers that TE has identified as EU RoHS compliant have a maximum concentration of 0.1% by weight in homogenous materials for lead, hexavalent chromium, mercury, PBB, PBDE, DBP, BBP, DEHP, DIBP, and 0.01% for cadmium, or qualify for an exemption to these limits as defined in the Annexes of Directive 2011/65/EU (RoHS2). Finished electrical and electronic equipment products will be CE marked as required by Directive 2011/65/EU. Components may not be CE marked. Additionally, the part numbers that TE has identified as EU ELV compliant have a maximum concentration of 0.1% by weight in homogenous materials for lead, hexavalent chromium, and mercury, and 0.01% for cadmium, or qualify for an exemption to these limits as defined in the Annexes of Directive 2000/53/EC (ELV). Regarding the REACH Regulation, the information TE provides on SVHC in articles for this part number is based on the latest European Chemicals Agency (ECHA) 'Guidance on requirements for substances in articles' posted at this URL: <https://echa.europa.eu/guidance-documents/guidance-on-reach>

Compatible Parts

TE Part # 3-582118-0
TEST PROBE REC130 BI BLK GPBR

TE Part # 3-582118-9
TEST PROBE REC130 BI WHT GPBR

TE Part # 3-582118-2
TEST PROBE REC130 BI RED GPBR

TE Part # 350180-2
TEST PROBE REC130L SPCL RED GPBR

TE Part # 2-582118-9
TEST PROBE REC130 BI WHT SPBR

TE Part # 3-582118-5
TEST PROBE REC130 BI GRN GPBR

TE Part # 3-582118-6
TEST PROBE REC130 BI BLU GPBR

TE Part # 3-582119-0
TEST PROBE REC130 TRI-MT BLK GPBR

TE Part # 350180-3
TEST PROBE REC130 SPCL RRN GPBR

TE Part # 1-380736-9
TEST PROBE REC180 BI WHT GPBR

TE Part # 1-521799-0
TEST PROBE HOUSING BLACK

TE Part # 1-521799-5
TEST PROBE HOUSING GREEN

TE Part # 2-582118-0
TEST PROBE REC130L BI-MT BLK SPBR

TE Part # 350180-5
TEST PROBE REC130 SPCL GRN GPBR

TE Part # 350180-6
TEST PROBE REC130 SPCL BLU GPBR

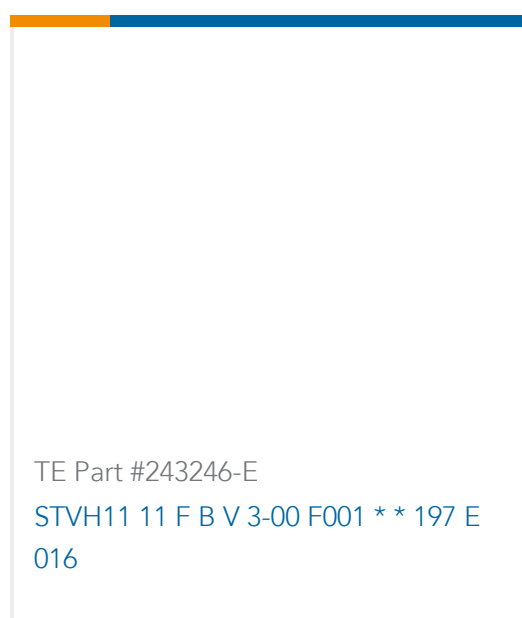




TE Part # 6-582118-9
TEST PROBE REC130 BI NAT GPBR

TE Part # 3-582340-9
TEST PROBE REC130H BI-MT WHT GPBR

Also in the Series | Test Probe 130

Test Probe Receptacles(18)

Customers Also Bought



Documents

Product Drawings

TEST PROBE REC130 BI YEW GPBR

English

CAD Files

3D PDF

3D

Customer View Model

[ENG_CVM_CVM_3-582118-4_AP.2d_dxf.zip](#)

English

Customer View Model

[ENG_CVM_CVM_3-582118-4_AP.3d_igs.zip](#)

English

Customer View Model

[ENG_CVM_CVM_3-582118-4_AP.3d_stp.zip](#)

English

By downloading the CAD file I accept and agree to the [Terms and Conditions](#) of use.

Datasheets & Catalog Pages



PRINTED CIRCUIT BOARD TERMINALS AND DISCONNECTS

English

Product Specifications

Application Specification

English

Test Probe Receptacle Contacts

English