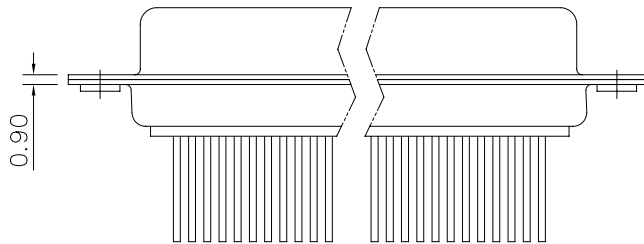
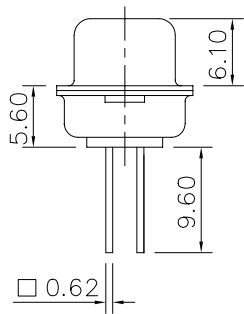
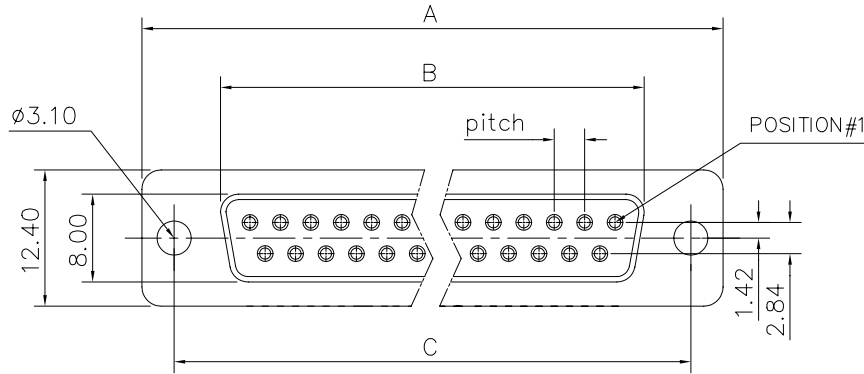


This document is the property of Amphenol Corporation and is delivered on the express condition that it is not to be disclosed, reproduced or used, in whole or in part, for manufacture or sale by anyone other than Amphenol Corporation without its prior consent, & that no right is granted to disclose or to use any information in this document.



Customer drawing

DIM.S SHELL	A	B	C	Pitch
9	30.70	16.40	25.00	2.74
15	39.00	24.80	33.30	2.74
25	52.90	38.50	47.00	2.77
37	69.20	54.90	63.50	2.77

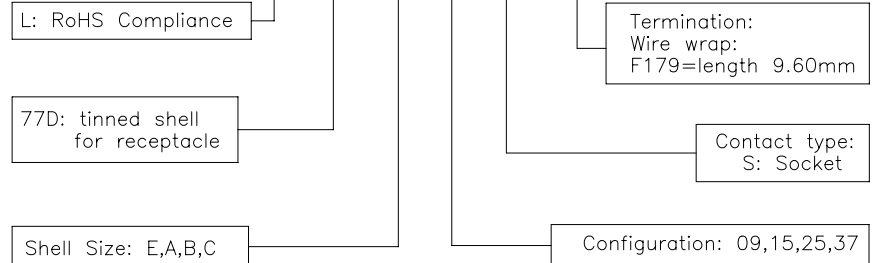
REVISIONS				
SYM	ECN	DESCRIPTION	DATE	APPROVED
1			02/19/08	

D-SUB TECHNICAL DATA

SHELL : Steel 2.5um(100u") min tin over 1.25um(50u") min nickel
 BODY : Glass filled thermoplastic.
 Flame retardant to UL94 V-0 Color Black
 CONTACTS : Brass
 0.1um(4u") min gold over 1.25um(50u") min nickel
 ELECTRICAL : Voltage rating :300 V RMS at 50 Hz
 Current rating 7.5A.
 Insulation resistance >5000 M Ohms
 Contact resistance 20 mOhms max.
 CLIMATIC : Temperature range -55 °C up to 85°C
 Damp heat 21 days(40 °C-95% HR)
 MARKING : Amphenol...(Series No.)
 Commercial reference
 Manufacturing date

PRODUCT CODE

L 77D X XX S F179



UNLESS OTHERWISE SPECIFIED TOLERANCES		APPROVAL		DATE
U.S.	METRIC	DRAWN	Christine.cui	02/19/08
.X +/-	0.50	CHECKED	lik.wang	02/19/08
.XX +/-	0.30	CHECKED		
.XXX +/-	0.20			
FRACTIONS +/-				
ANGLES +/-	5°			
FOR MATERIALS AND FINISHES SEE NOTES		DRAWING FILE :		
REMOVE SHARP EDGES		ANGLE OF PROJECTION		
DIMENSIONS				
U.S.	INCHES			
METRIC	MM			

Amphenol

TITLE
machined contacts connector, D series

SIZE	DRAWING NO.	REV.
A4	C L77DXXXXSF179	1
SCALE	NONE	SHEET 1 OF 1