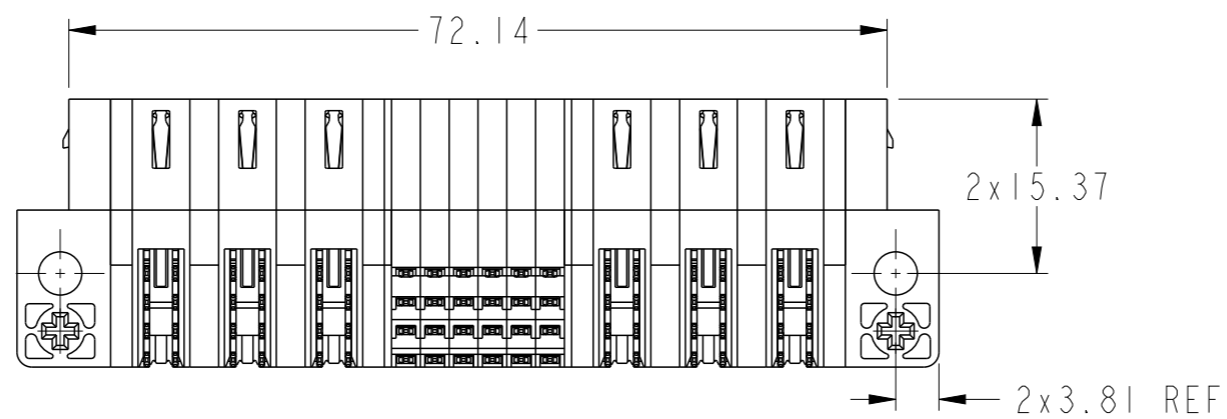
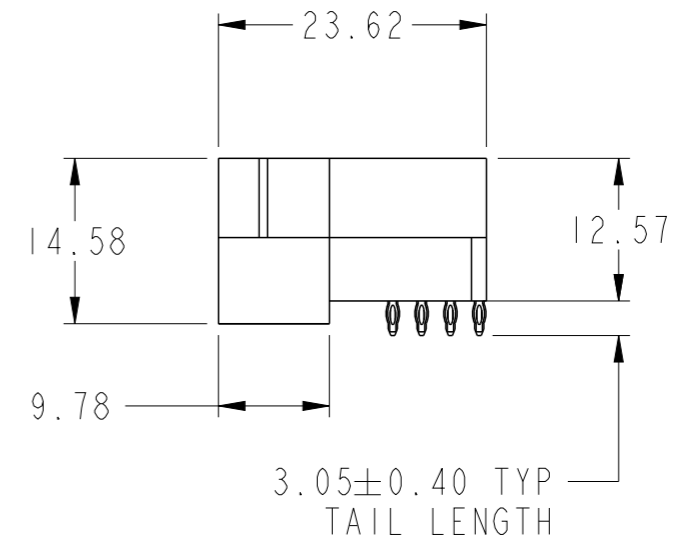
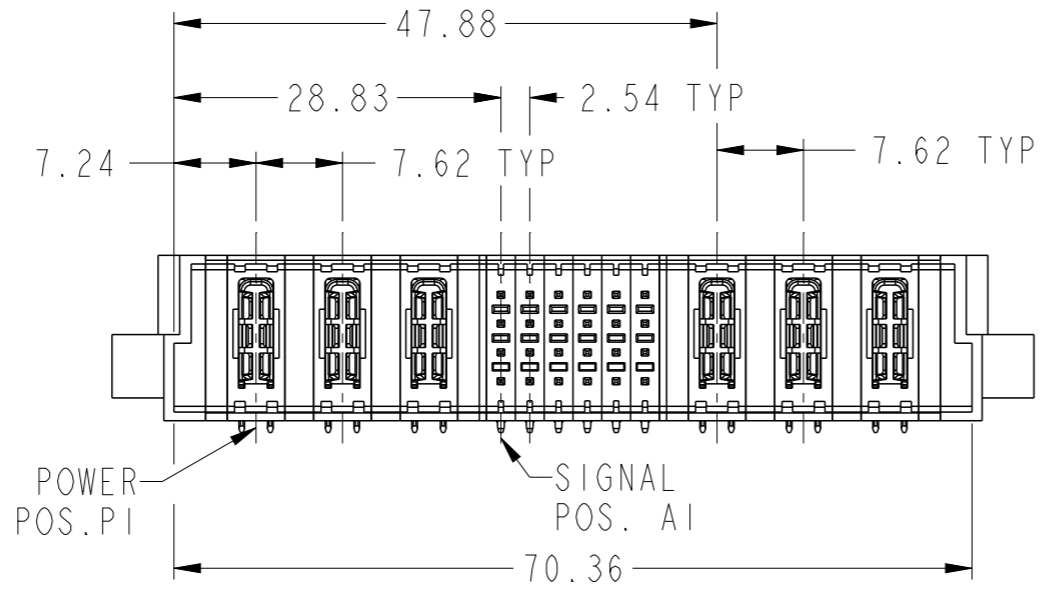
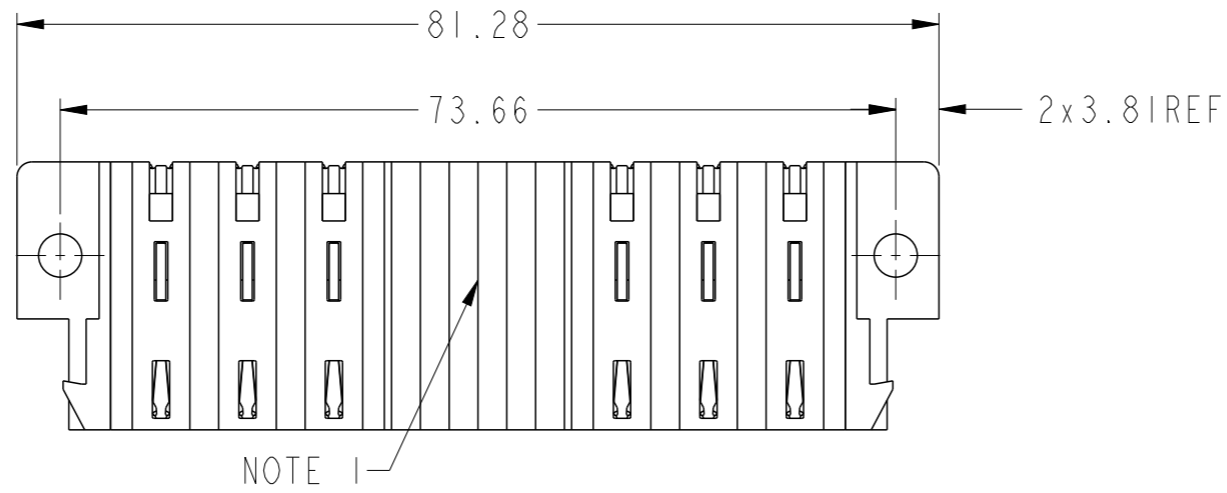
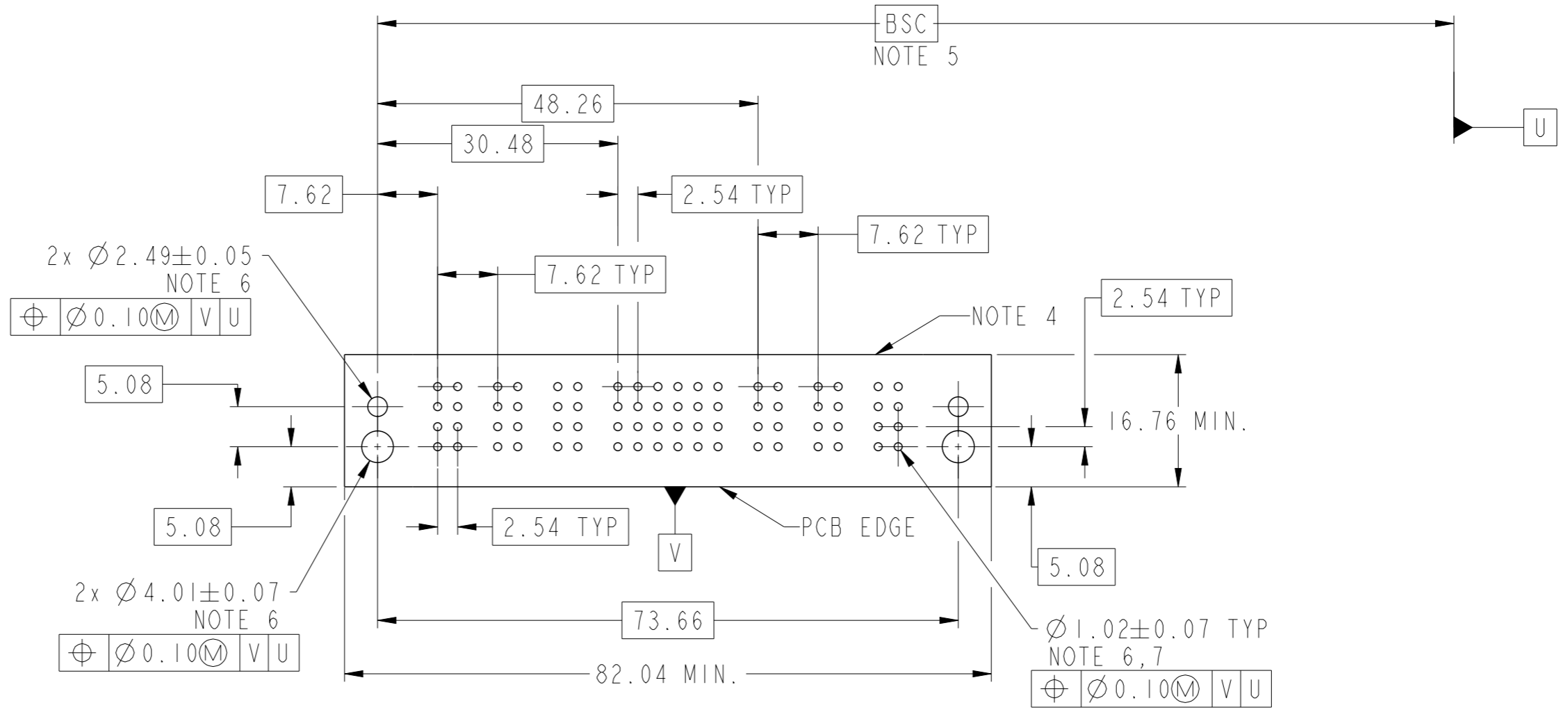


PRODUCT NUMBER SEE SHEET 2



| | | | | | | | | | | |
|---------------------------------------|----------------|--------|--------------|------------|-----------------|-----------------------------------|----------------------------|-----------------|------------------------|----------|
| spec ref | * | dr | Rainbow Zhan | 2015/07/27 | projection | MM | size | A3 | scale | 3:2 |
| tolerance std | ASME Y14.5 | eng | Rainbow Zhan | 2015/09/28 | | | ecn no | ELX-DG-22054-1 | | |
| TOLERANCES UNLESS OTHERWISE SPECIFIED | | chr | Fancy Zhang | 2015/09/29 | | | product family | PwrBlade+ | rel level | Released |
| surface | ASME Y14.5 | linear | 0.X | ±0.5 | www.fci.com | 3ACP + 24S + 3ACP RA PF HEADER | dwg no 10106117-6006401 | rev B | Product - Customer Drw | |
| | angular | 0° | ±2° | cat. no. | | | | | sheet 1 of 3 | |

| | | | | | | | | | | | | | | | |
|-----------------------------------|--------------|------------|----|----|--------|---|---|---|---|---|------------|----|----|----|----|
| PRODUCT NO. 10106117-6006401LF | ROWS DCBA | HIGH POWER | | | SIGNAL | | | | | | HIGH POWER | | | E1 | E2 |
| | | P1 | P2 | P3 | 1 | 2 | 3 | 4 | 5 | 6 | P4 | P5 | P6 | | |



| CODE | DESCRIPTION |
|------|----------------------------------|
| HE | STD HIGH POWER CONTACT (3.05) |
| SA | STD SIGNAL CONTACT, ROW A (3.05) |
| SB | STD SIGNAL CONTACT, ROW B (3.05) |
| SC | STD SIGNAL CONTACT, ROW C (3.05) |
| SD | STD SIGNAL CONTACT, ROW D (3.05) |

| | | | | | |
|--|----------------|------------|----------------------------|------------------------|--------------|
| dr | Rainbow Zhan | 2015/07/27 | projection | size A3 | scale 3:2 |
| eng | Rainbow Zhan | 2015/09/28 | | | |
| chr | Fancy Zhang | 2015/09/29 | | | |
| appr | Pei-Ming Zheng | 2015/09/29 | | | |
| product family PwrBlade+ | | | ecn no | ELX-DG-22054-1 | |
| rel level Released | | | | | |
| title 3ACP + 24S + 3ACP RA PF HEADER | | | dwg no 10106117-6006401 | rev B | |
| www.fci.com | | | cat. no. | Product - Customer Drw | |
| | | | sheet 2 of 3 | | |

Copyright FCI.

NOTES:

- ① "FCI", PART NUMBER AND DATE CODE TO BE MARKED ON THIS SURFACE.
THE MARK CAN BE OMITTED IF THERE IS NOT ENOUGH SPACE ON THIS SURFACE.
- 2) MATERIALS:
-HOUSING - GLASS FILLED WITH HIGH TEMP THERMOPLASTIC, UL94V-0.
-SIGNAL CONTACT - COPPER ALLOY.
-POWER CONTACT - HIGH CONDUCTIVITY COPPER ALLOY.
- 3) PLATING SPECIFICATION:10116351
- ④ DENOTES CONNECTOR KEEP OUT ZONE.
- ⑤ DATUM AND BASIC DIMENIONS ARE ESTABLISHED BY CUSTOMER.
- ⑥ ALL HOLE DIAMETERS ARE FINISHED HOLE SIZES.
- ⑦ 1.15 ± 0.025 MM DRILLED HOLE PLATED WITH 0.00762MM MIN Sn
OVER $0.0254 - 0.0762$ MM Cu PLATING TO ACHIEVE A 1.02 ± 0.07 MM HOLE.
- 8) PRODUCT SPECIFICATION: GS-12-658.
APPLICATION SPECIFICATION: GS-20-141.
PRODUCT PACKAGED IN TRAYS: GS-14-1502.



Copyright FCI.

| | | | | | | | | | |
|-------------|----------------|-------------------|------------------------|--------|----------------|------------------|-----------|----------|---|
| dr | Rainbow Zhan | 2015/07/27 | projection | MM | size | A3 | scale | 3:2 | |
| eng | Rainbow Zhan | 2015/09/28 | | | ecn no | ELX-DG-22054-1 | | | |
| chr | Fancy Zhang | 2015/09/29 | | | product family | PwrBlade+ | rel level | Released | |
| appr | Pei-Ming Zheng | 2015/09/29 | | | | | | | |
| | | 3ACP + 24S + 3ACP | | | dwg no | 10106117-6006401 | | rev | B |
| www.fci.com | | cat. no. | Product - Customer Drw | | | sheet 3 of 3 | | | |