

THIS DRAWING IS UNPUBLISHED.

RELEASED FOR PUBLICATION

ALL RIGHTS RESERVED.

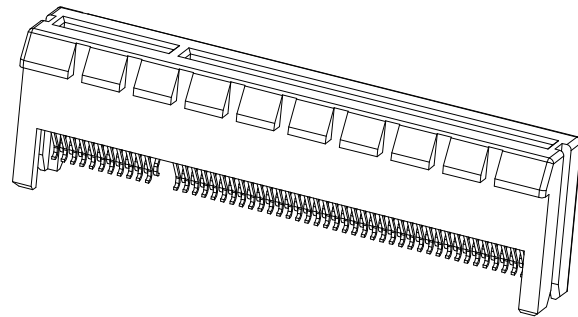
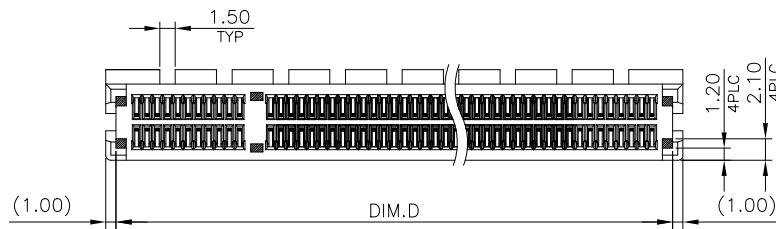
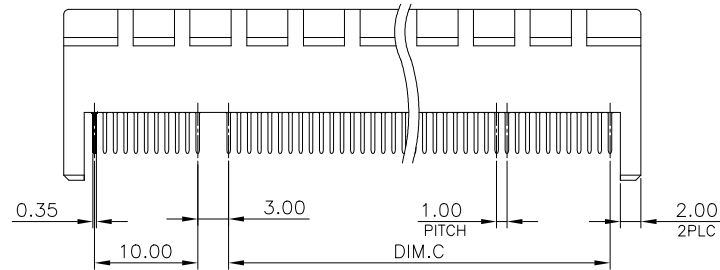
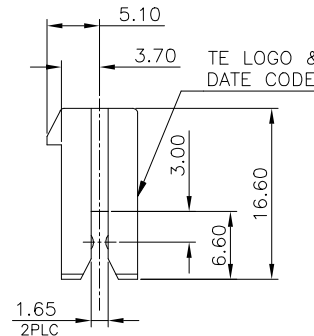
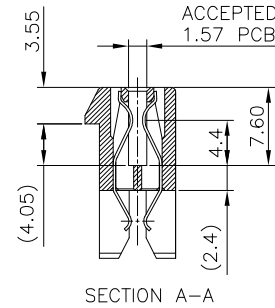
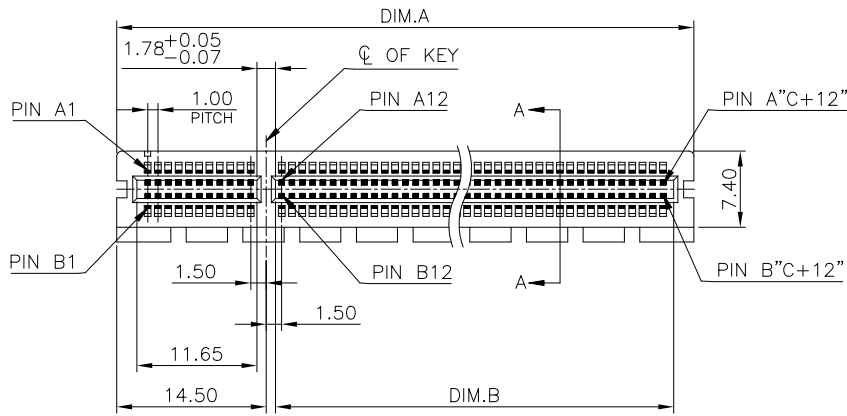
© COPYRIGHT - TE Connectivity Ltd.

REVISIONS

| P | LTR | DESCRIPTION | DATE | DWN | APVD |
|---|-----|---------------|-----------|-----|------|
| C | | ECR-17-013893 | 10JAN2018 | FL | HL |

NOTE:

- MATERIAL:
HOUSING: NY9T UL 94V-0, COLOR: (SEE TABLE).
CAP: LCP UL 94V-0, COLOR: BLACK.
CONTACTS: PHOSPHOR BRONZE.
 - FINISH:
CONTACTS: (SEE TABLE) GOLD PLATED ON CONTACT AREA, 2.54um [100u"] MIN. MATTE-TIN ON SOLDER TAIL, WITH ENTIRE CONTACT UNDERPLATED 1.27um [50u"] MIN. NICKEL.
 - REFLOW SOLDER CAPABLE TO 260°C PER TEST SPEC. TEC-109-201, CONDITION B.
 - WEIGHT:
36 POS.: 2.9 GRAMS
64 POS.: 4.0 GRAMS
98 POS.: 5.4 GRAMS
164 POS.: 9.1 GRAMS
- ⚠ FOR REFLOW PROCESS, THE CAP MUST BE ATTACHED, IT WILL PROTECT HOUSING WARPAGE.

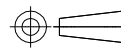


| | | |
|----------|--------------------|-------------|
| | 0.762um[30u"] MIN. | X-1734857-5 |
| | 0.381um[15u"] MIN. | X-1734857-4 |
| OBSOLETE | 0.254um[10u"] MIN. | X-1734857-3 |
| OBSOLETE | -0.127um[5u"] MIN. | X-1734857-2 |
| | 0.0254um[1u"] MIN. | X-1734857-1 |
| | GOLD PLATING | PART NUMBER |

| COLOR | DIMENSIONS | | | | POSITION NUMBER | PART NUMBER |
|----------------|------------|----|-------|----|-----------------|-------------|
| BLACK | 87 | 70 | 71.65 | 89 | 164 | 8- -X |
| | 54 | 37 | 38.65 | 56 | 98 | 7- -X |
| | 37 | 20 | 21.65 | 39 | 64 | 6- -X |
| WHITE (NATURE) | 23 | 6 | 7.65 | 25 | 36 | 5- -X |
| | 87 | 70 | 71.65 | 89 | 164 | 4- -X |
| | 54 | 37 | 38.65 | 56 | 98 | 3- -X |
| | 37 | 20 | 21.65 | 39 | 64 | 2- -X |
| | 23 | 6 | 7.65 | 25 | 36 | 1-1734857-X |
| | D | C | B | A | | |

THIS DRAWING IS A CONTROLLED DOCUMENT.

DIMENSIONS: mm



MATERIAL SEE NOTE

TOLERANCES UNLESS OTHERWISE SPECIFIED:

| | |
|--------|--------|
| 0 PLC | ± - |
| 1 PLC | ± 0.3 |
| 2 PLC | ± 0.2 |
| 3 PLC | ± 0.15 |
| 4 PLC | ± - |
| ANGLES | ± 3' |

FINISH SEE NOTE

DWN B. HSING 05JUN2009
 CHK S. CHIEN 05JUN2009
 APVD W. KODAMA 05JUN2009
 PRODUCT SPEC 108-57854
 APPLICATION SPEC -
 WEIGHT 0
 CUSTOMER DRAWING



PCI EXPRESS CARD EDGE CONNECTOR STRADDLE MOUNT TYPE

NAME: -
 SIZE: A3 CAGE CODE: 00779 C=1734857 DRAWING NO: -
 RESTRICTED TO: -
 SCALE: 1:1 SHEET: 1 OF 4 REV: C

4

3

2

1

THIS DRAWING IS UNPUBLISHED.

RELEASED FOR PUBLICATION

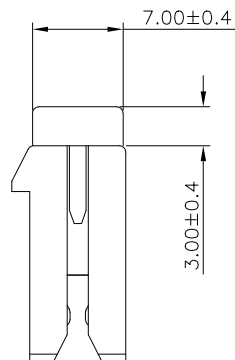
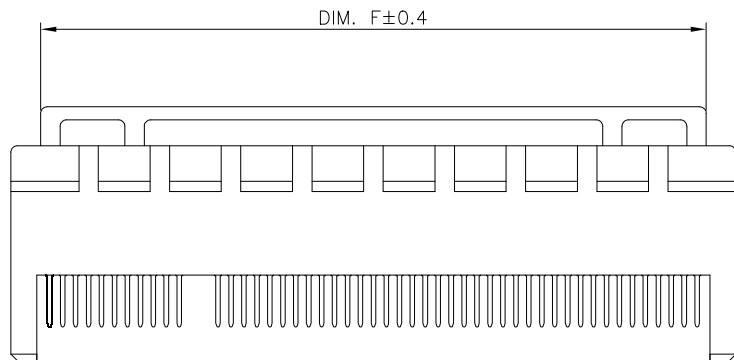
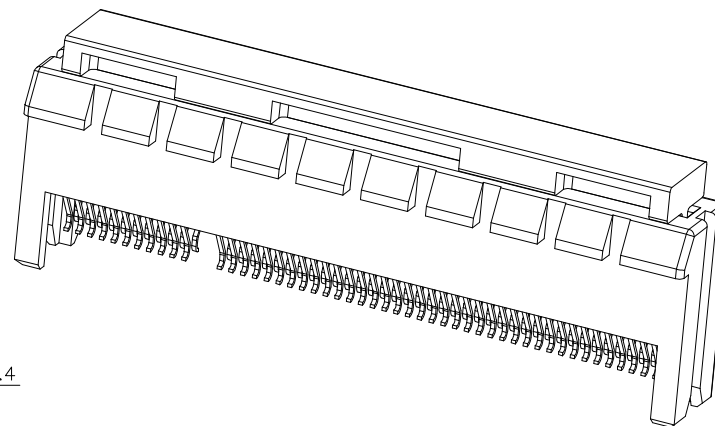
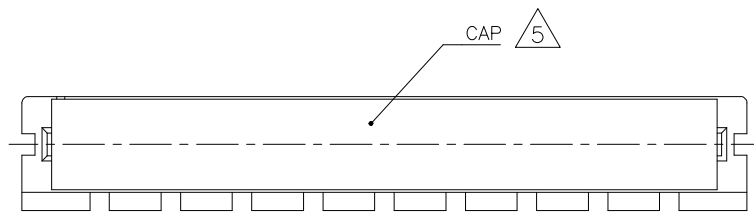
-. - .

© COPYRIGHT - TE Connectivity Ltd.

ALL RIGHTS RESERVED.

REVISIONS

| P | LTR | DESCRIPTION | DATE | DWN | APVD |
|---|-----|-------------|------|-----|------|
| - | - | SEE SHEET 1 | - | - | - |

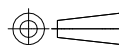


△ 5 ASSEMBLY WITH CAP CONDITION

| | |
|----------|-------|
| 36 | 20.4 |
| 64 | 34.4 |
| 98 | 51.4 |
| 164 | 84.4 |
| POSITION | DIM F |

THIS DRAWING IS A CONTROLLED DOCUMENT.

DIMENSIONS:
mm



MATERIAL
SEE NOTE

TOLERANCES UNLESS OTHERWISE SPECIFIED:

- 0 PLC ± -
- 1 PLC ± 0.3
- 2 PLC ± 0.2
- 3 PLC ± 0.15
- 4 PLC ± -
- ANGLES ± 3'

FINISH
SEE NOTE

DWN B. HSING 05JUN2009

CHK S. CHIEN 05JUN2009

APVD W. KODAMA 05JUN2009

PRODUCT SPEC
108-57854

APPLICATION SPEC

WEIGHT 0

CUSTOMER DRAWING



TE Connectivity Ltd.

NAME
PCI EXPRESS CARD EDGE CONNECTOR
STRADDLE MOUNT TYPE

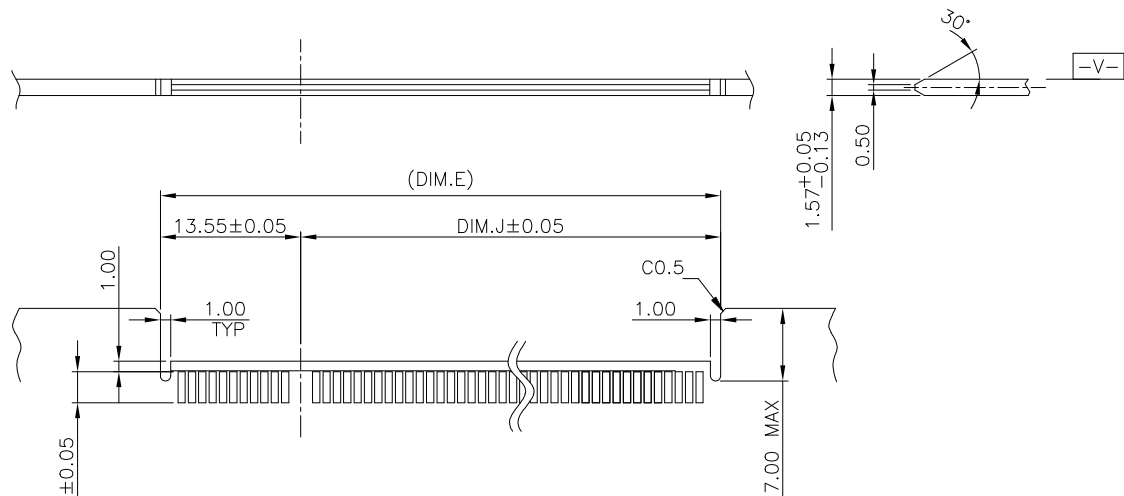
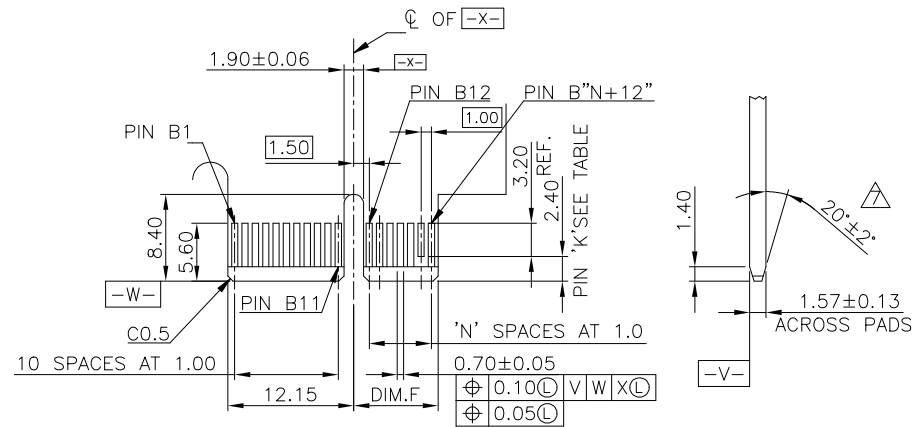
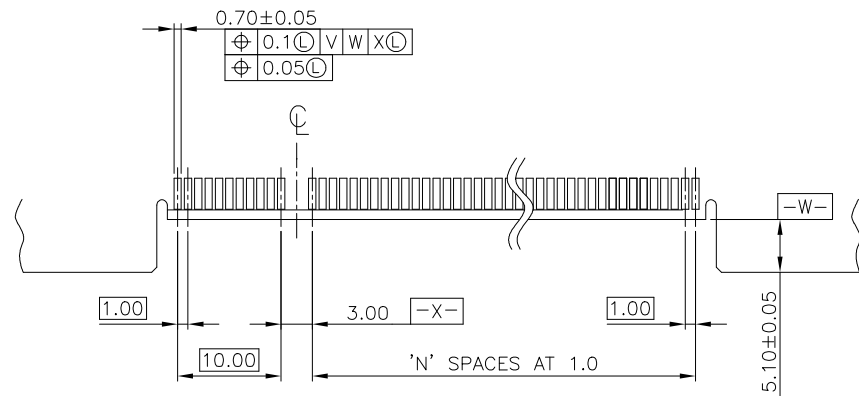
SIZE CAGE CODE DRAWING NO RESTRICTED TO

A3 00779 C=1734857

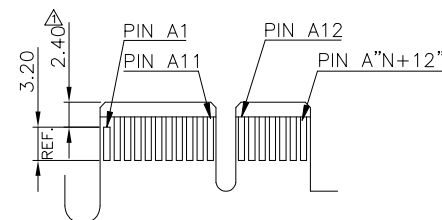
SCALE 1:1 SHEET 2 OF 4 REV C

THIS DRAWING IS UNPUBLISHED. RELEASED FOR PUBLICATION
 © COPYRIGHT - TE Connectivity Ltd. ALL RIGHTS RESERVED.

| REVISIONS | | | | | |
|-----------|-----|-------------|------|-----|------|
| P | LTR | DESCRIPTION | DATE | DWN | APVD |
| - | - | SEE SHEET 1 | - | - | - |



I/O PANEL DIRECTION
 PRIMARY (COMPONENT) SIDE



SECONDARY (SOLDER) SIDE
 PCI-E ADD-IN CARD EDGE-FINGER DIMENSION.

RECOMMENDED PCB LAYOUT
 PCB TOLERANCE: ±0.05

| | | | | | |
|------|----|-------|-------|-------|-----------------|
| 164 | 70 | 87.1 | 73.55 | 72.15 | B17,B31,B48,B81 |
| 98 | 37 | 54.1 | 40.55 | 39.15 | B17,B31,B48 |
| 64 | 20 | 37.1 | 23.55 | 22.15 | B17,B31 |
| 36 | 6 | 23.1 | 9.55 | 8.15 | B17 |
| POS. | N | DIM.E | DIM.J | DIM.F | "K" |

6. NO TIE BAR PERMITTED FROM CARD EDGE TO LEADING EDGE OF PAD FOR PINS A1 AND "K"
 CHAMFER EDGE MUST BE FREE OF CUTTING BURRS

| | | | | | |
|--|--|--------------------------------|--|-----------------|--------------------|
| THIS DRAWING IS A CONTROLLED DOCUMENT. | | DWN B. HSING 05JUN2009 | TE Connectivity Ltd. | | |
| | | CHK S. CHIEN 05JUN2009 | | | |
| DIMENSIONS: mm | | APVD W. KODAMA 05JUN2009 | NAME | | |
| | | PRODUCT SPEC 108-57854 | PCI EXPRESS CARD EDGE CONNECTOR STRADDLE MOUNT TYPE | | |
| MATERIAL SEE NOTE | | FINISH SEE NOTE | APPLICATION SPEC | SIZE A3 | CAGE CODE 00779 |
| | | WEIGHT 0 | DRAWING NO C=1734857 | RESTRICTED TO | |
| CUSTOMER DRAWING | | | SCALE 1:1 | SHEET 3 OF 4 | REV C |

THIS DRAWING IS UNPUBLISHED.

RELEASED FOR PUBLICATION

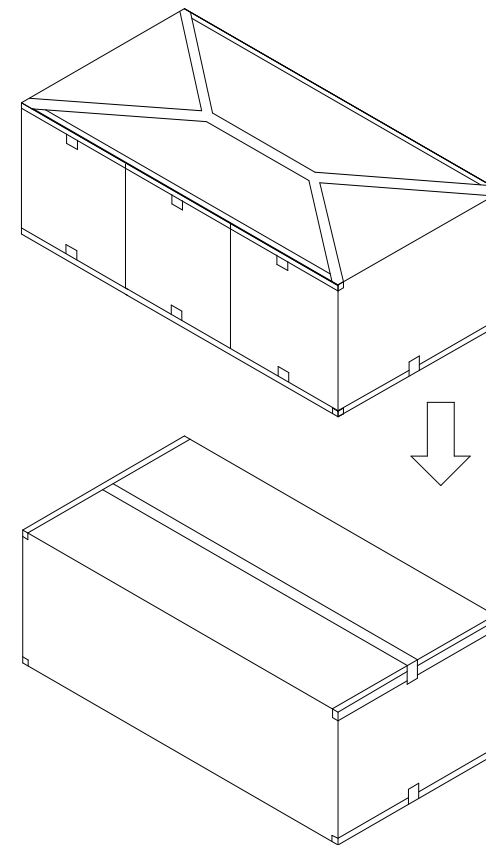
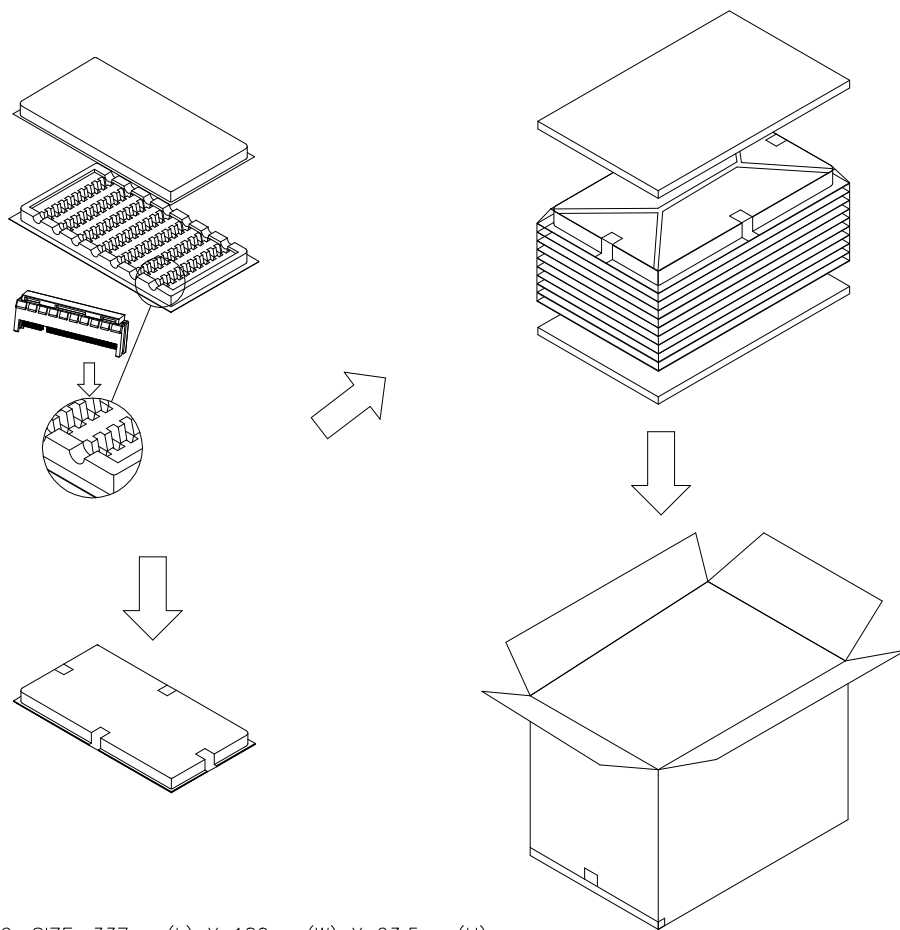
-. - .

© COPYRIGHT - TE Connectivity Ltd.

ALL RIGHTS RESERVED.

REVISIONS

| P | LTR | DESCRIPTION | DATE | DWN | APVD |
|---|-----|-------------|------|-----|------|
| - | | SEE SHEET 1 | - | - | - |



NOTES:

1. TRAY : PVC, SIZE: 337mm(L) X 180mm(W) X 23.5mm(H).
2. CARTON : CORRUGATED, SIZE: 353mm(L) X 199mm(W) X 223mm(H).
3. CARTON TRANSPARENT BAG : PE, SIZE: 560mm(L) X 400mm(W) X 0.05mm(H).
4. E.P.E SIZE: 336mm(L) X 182mm(W) X 8mm(H).
5. BOX TRANSPARENT BAG : PE, SIZE: 600mm(L) X 590mm(W) X 0.06mm(H).
6. BOX : CORRUGATED, SIZE: 603mm(L) X 371mm(W) X 240mm(H).
7. QUANTITY: SEE TABL

| 164 | 30 | 300 | 900 | 8.2 | 12.1 |
|---------|-----------------|-------------------|----------------|-----------------|-------------------|
| 98 | 40 | 400 | 1200 | 6.5 | 10.4 |
| 64 | 60 | 600 | 1800 | 7.2 | 11.1 |
| 36 | 70 | 700 | 2100 | 6.1 | 10.0 |
| POS No. | PIECES PER TRAY | PIECES PER CARTON | PIECES PER BOX | NET WEIGHT (Kg) | GROSS WEIGHT (Kg) |

THIS DRAWING IS A CONTROLLED DOCUMENT.

| | | | |
|-------------------|--|--------------------------------|--|
| DIMENSIONS: mm | TOLERANCES UNLESS OTHERWISE SPECIFIED: 0 PLC ± - 1 PLC ± - 2 PLC ± - 3 PLC ± - 4 PLC ± - ANGLES ± 3' | DWN B. HSING 05JUN2009 | TE Connectivity Ltd. PCI EXPRESS CARD EDGE CONNECTOR STRADDLE MOUNT TYPE |
| | MATERIAL SEE NOTE | CHK S. CHIEN 05JUN2009 | |
| | FINISH SEE NOTE | APVD W. KODAMA 05JUN2009 | |
| | | PRODUCT SPEC 108-57854 | |
| | | APPLICATION SPEC - | NAME |
| | | WEIGHT 0 | SIZE A3 |
| | | CUSTOMER DRAWING | CAGE CODE 00779 |
| | | | DRAWING NO C=1734857 |
| | | | RESTRICTED TO - |
| | | | SCALE 1:1 |
| | | | SHEET 4 OF 4 |
| | | | REV C |