TOLERANCE UNLESS OTHERWISE SPECIFIED	
.X	±0.25
.XX	±0.15
.XXX	±0.10

THIS IS A C.A.D. GENERATED DRAWING
DO NOT MAKE MANUAL REVISIONS TO MASTER.
UNLESS OTHERWISE SPECIFIED, ALL RADIUS ARE 0.2 MM.

ISSUE NUMBER	
ORIGINAL	1

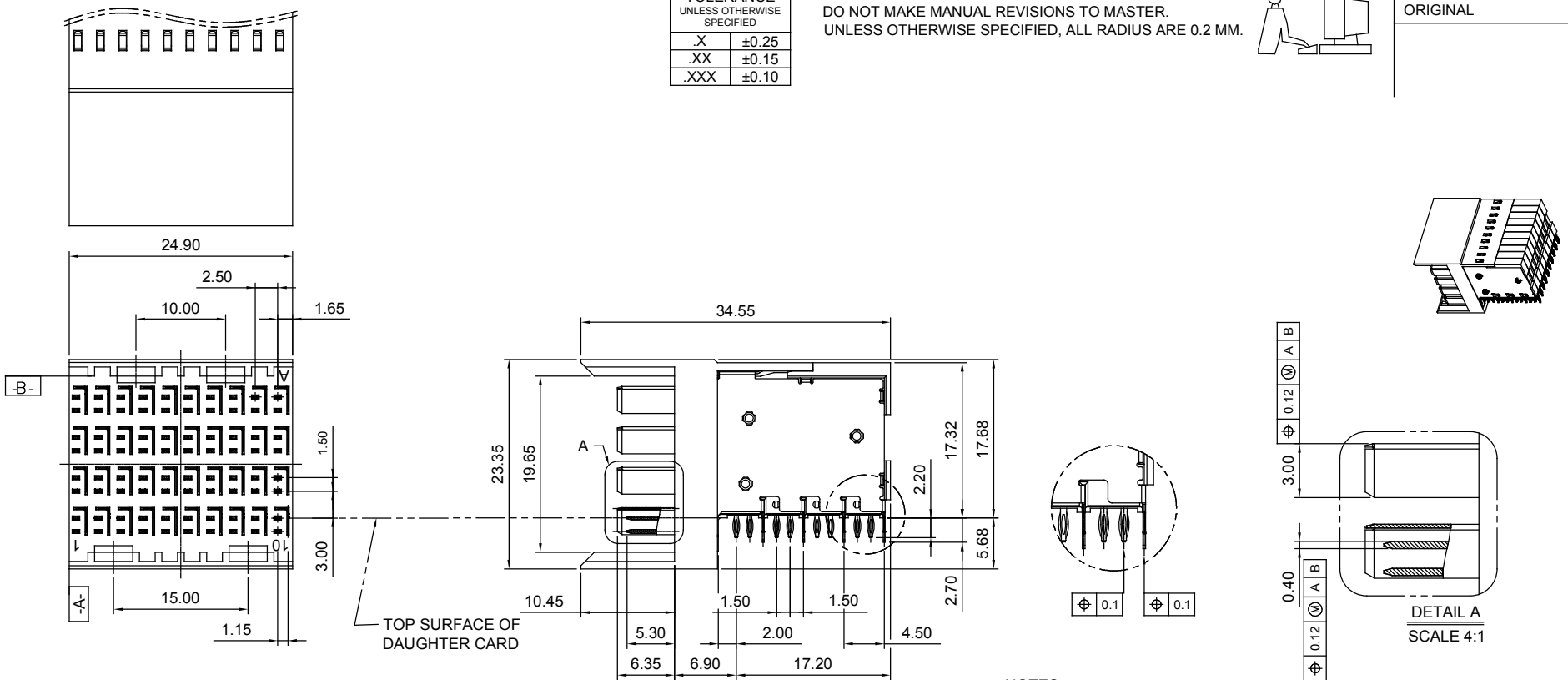

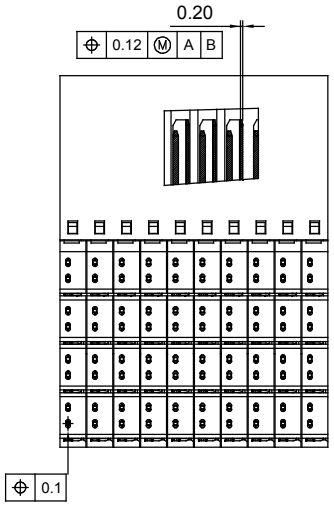

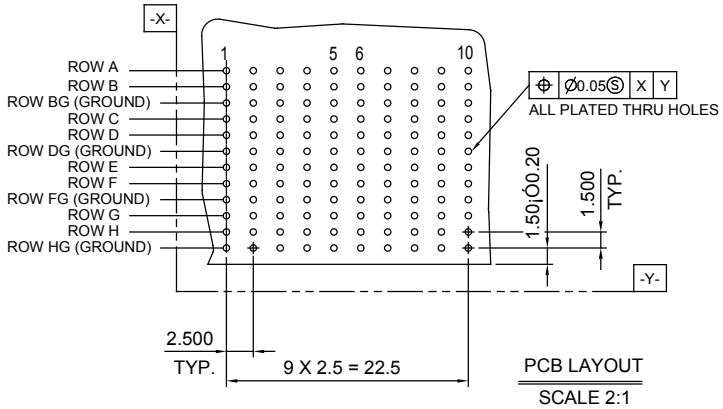

PCB LAYOUT
SCALE 2:1

NOTES:

MATERIAL:

HOUSING:	LCP GLASS REINFORCED, UL94V-0
SHIELD:	COPPER ALLOY
	NICKEL PLATING
CONTACT:	COPPER ALLOY
	GOLD FLASH PLATING ON CONTACT AREA
	MATTE TIN PLATING 30~100μ" ON SOLDER
	TAIL OVER NICKEL 50~150μ" UNDER PLATING

PCB HOLE DIM:
DRILLED HOLE = 0.700±0.025mm
FINISHED HOLE = 0.600±0.050mm
Cu THICKNESS = 0.0375±0.0125mm
SnPb THICKNESS = 0.007±0.003mm

RoHS COMPLIANT

THIS SERIES FULLY CONFORMS TO THE EUROPEAN UNION DIRECTIVES 2011/65/EU FOR RoHS COMPLIANCY.

ZD CONNECTOR, MALE, RIGHT ANGLE, 4 PAIR

EDAC INC
TORONTO, ONTARIO
CANADA
YOUR CONNECTION TO QUALITY & SERVICE

THESE DRAWINGS AND SPECIFICATIONS ARE THE PROPERTY OF EDAC INC.,AND SHALL NOT BE REPRODUCED,OR COPIED OR USED AS THE BASIS FOR THE MANUFACTURE OR SALE OF APPARATUS WITHOUT WRITTEN PERMISSION.

ACAD REFERENCE NO.:	500-080-225-D01		
DRAWN: W.T		DATE:	JUNE.27 /2018
CHECKED:		DATE:	
SCALE: N.T.S		SHEET 1 OF 1	
DRAWING NUMBER:	500-080-225-D01	ISSUE	1
PART NUMBER:	500-080-225-D01		