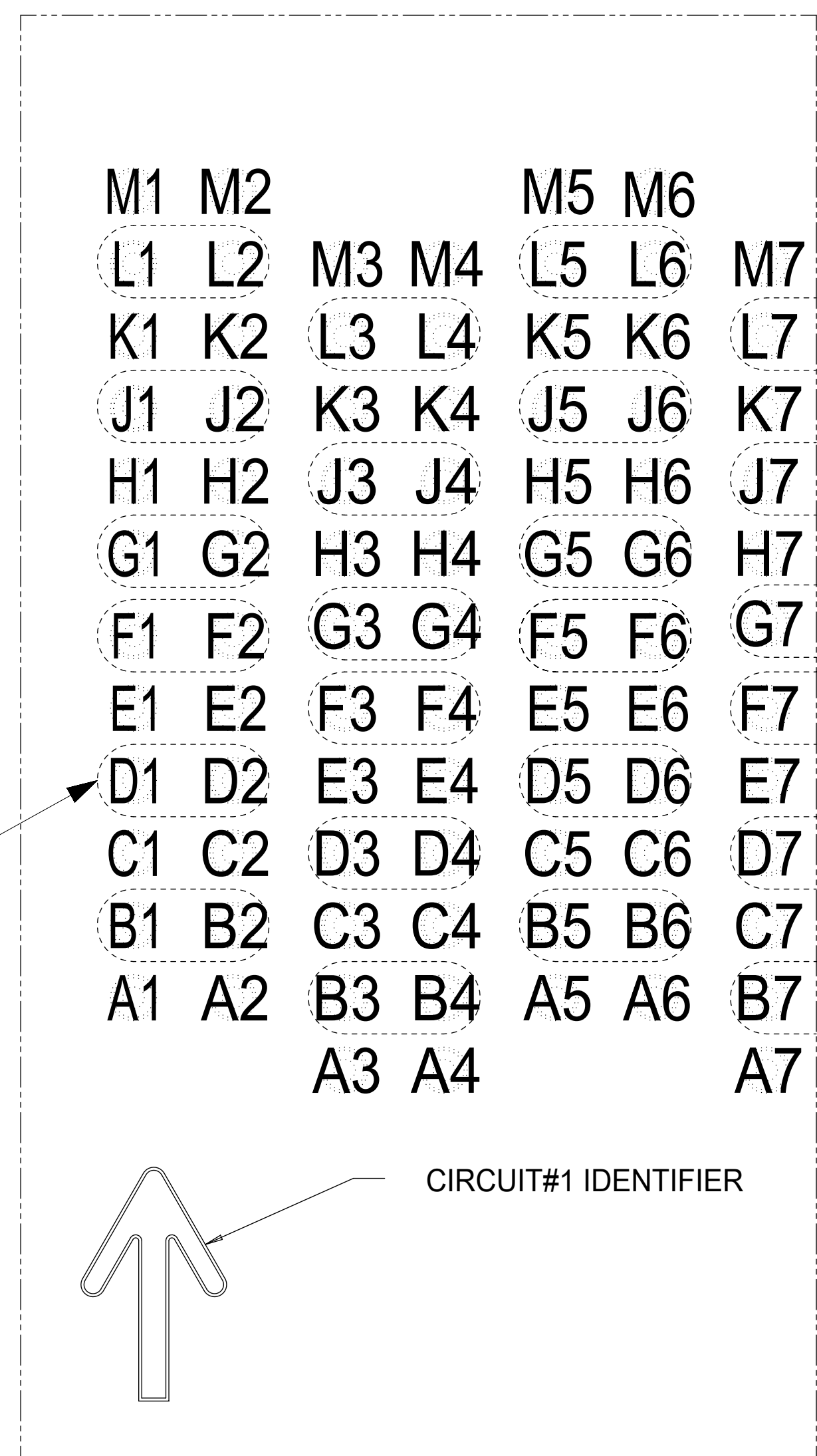
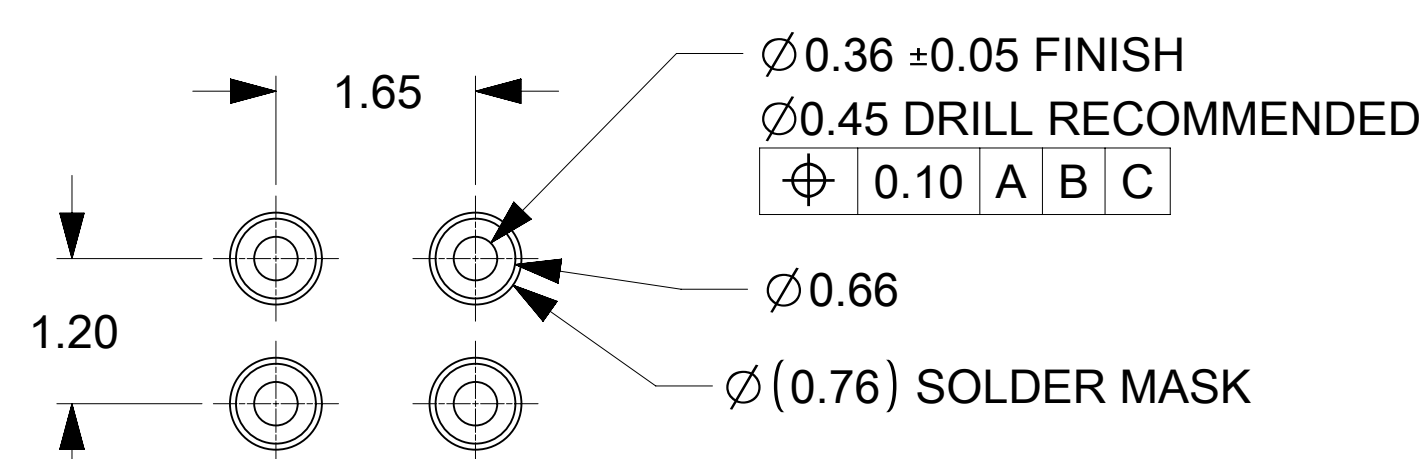




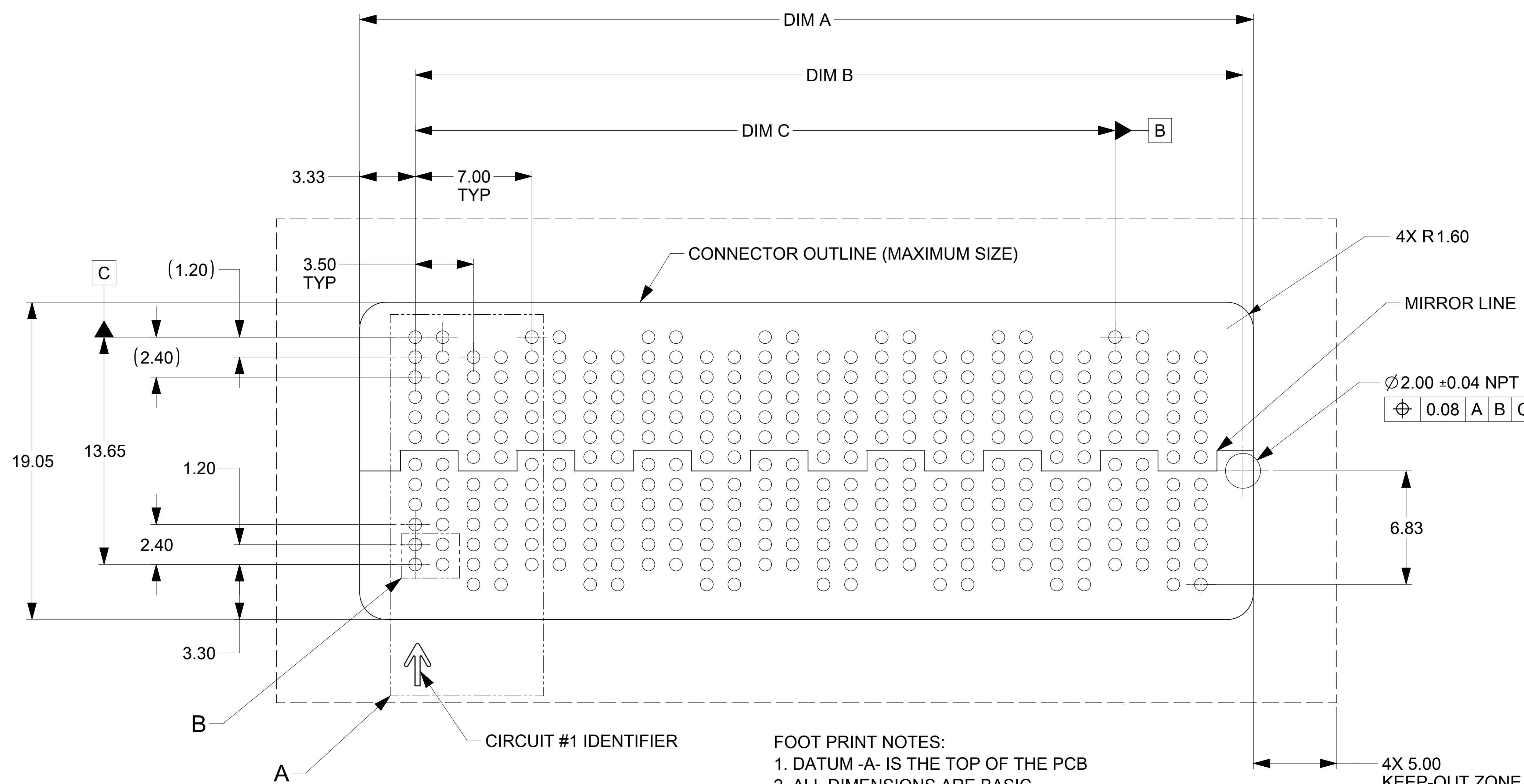
CIRCLED VIAS ARE CONNECTED TO THE SAME SHIELD TERMINAL. ALSO, ALL SHIELD VIAS ARE ELECTRICALLY INTERCONNECTED INSIDE THE CONNECTOR. (SEE CHART FOR EXCEPTIONS FOR POWER TERMINALS\*. THE LOW SPEED TRIADS SHIELD TERMINALS MUST BE USED FOR GROUNDS ONLY AND MAY BE CONNECTED TO OTHER SHIELDS IN THIS CONNECTOR EXCEPT THE ELECTRICALLY ISOLATED SHIELDS).



DETAIL A  
SCALE 12:1  
NUMBERING SCHEME



DETAIL B  
SCALE 16:1



FOOT PRINT NOTES:  
1. DATUM -A- IS THE TOP OF THE PCB  
2. ALL DIMENSIONS ARE BASIC

FOOT PRINT 6X14 SHOWN

MATERIAL NUMBER	NO. OF COLUMNS	DIM A	DIM B	DIM C	ELECTRICALLY ISOLATED SHIELDS *	LOW SPEED TRIADS *
1728010001	14	53.80	49.68	42.00	COLUMN 14: B27,B28,D27,D28,F27,F28,G27,G28,J27,J28,L27,L28	COLUMN 13: B25,B26,D25,D26,F25,F26,G25,G26,J25,J26,L25,L26
1728010005	10	39.80	35.68	28.00	N/A	N/A
1728010006	10	39.80	35.68	28.00	N/A	N/A
1728010013	16	60.80	56.68	49.00	N/A	N/A
1728010017	8	32.80	28.68	21.00	N/A	N/A
1728010018	12	46.80	42.68	35.00	N/A	N/A
1728010021	20	74.80	70.68	63.00	COLUMN 19: B37,B38,D37,D38,F37,F38,G37,G38,J37,J38,L37,L38 COLUMN 20: B39,B40,D39,D40,F39,F40,G39,G40,J39,J40,L39,L40	COLUMN 18: B35,B36,D35,D36,F35,F36,G35,G36,J35,J36,L35,L36
1728010022	25	92.30	88.18	80.50	N/A	N/A
1728010035	16	60.80	56.68	49.00	COLUMN 15: B29,B30,D29,D30,F29,F30,G29,G30,J29,J30,L29,L30 COLUMN 16: B31,B32,D31,D32,F31,F32,G31,G32,J31,J32,L31,L32	COLUMN 14: B27,B28,D27,D28,F27,F28,G27,G28,J27,J28,L27,L28
1728010037	14	53.80	49.68	42.00	COLUMN 12: B23,B24,D23,D24,F23,F24,G23,G24,J23,J24,L23,L24 COLUMN 13: B25,B26,D25,D26,F25,F26,G25,G26,J25,J26,L25,L26 COLUMN 14: B27,B28,D27,D28,F27,F28,G27,G28,J27,J28,L27,L28	COLUMN 11: B21,B22,D21,D22,F21,F22,G21,G22,J21,J22,L21,L22

THIS DRAWING CONTAINS INFORMATION THAT IS PROPRIETARY TO MOLEX ELECTRONIC TECHNOLOGIES, LLC AND SHOULD NOT BE USED WITHOUT WRITTEN PERMISSION											
DIMENSION UNITS <b>mm</b>		SCALE <b>1:1</b>		CURRENT REV DESC: REMOVED OBSOLETE PART NUMBER AS PER PCN#511691.							
GENERAL TOLERANCES (UNLESS SPECIFIED)				<p>NEOPRESS 6 ROW PLUG ASSY, 100 OHMS 100 OHM</p> <p>PRODUCT CUSTOMER DRAWING</p>							
ANGULAR TOL ± 0.5°											
4 PLACES ±											
3 PLACES ±											
2 PLACES ± 0.15											
1 PLACE ±											
0 PLACES ±				EC NO: 737858 DRWN: SANTHN CHK'D: GGA APPR: GGA				2023/02/08 2023/02/24 2023/02/24			
DRAFT WHERE APPLICABLE MUST REMAIN WITHIN DIMENSIONS				THIRD ANGLE PROJECTION		DRAWING SERIES <b>E-SIZE 172801</b>		MATERIAL NUMBER <b>1728010002</b>		CUSTOMER <b>PSD 000 D1</b>	
DOCUMENT NUMBER		DOC TYPE		DOC PART		REVISION		SHEET NUMBER <b>2 OF 2</b>			