


# FLT 35 CTRL-0.9

Order No.: 2817411



<http://eshop.phoenixcontact.de/phoenix/treeViewClick.do?UID=2817411>

Type 1 / Class I / B arrester (lightning current arrester) with encapsulated arc chopping spark gap and ignition electronics, 1-channel. Housing width: 17.5 mm (1 Div.)

Commercial data	
GTIN (EAN)	 4 017918 810726
sales group	J013
Pack	1 pcs.
Customs tariff	85363030
Catalog page information	Page 19 (TT-2007)

#### Product notes

WEEE/RoHS-compliant since:  
05/16/2006



<http://www.download.phoenixcontact.com>  
Please note that the data given here has been taken from the online catalog. For comprehensive information and data, please refer to the user documentation. The General Terms and Conditions of Use apply to Internet downloads.

## Technical data

Standards	
Housing material	PA
Inflammability class acc. to UL 94	V0
Color	black

Degree of protection	IP20
Mounting type	DIN rail: 35 mm
Design	Rail-mountable module, one-piece
Ambient temperature (operation)	-40 °C ... 85 °C
Permissible humidity (operation)	≤ 95 %
Direction of action	1L-N/PE
Width	17.70 mm
Height	65.50 mm
Length	89.80 mm
Pitch unit	1 Div.
<b>Protective circuit</b>	
IEC category	I
	T1
EN type	T1
Nominal voltage $U_N$	230 V AC
Arrester rated voltage $U_C$	260 V AC
Arrester rated voltage $U_C$ (L-N)	260 V AC
Arrester rated voltage $U_C$ (L-PEN)	260 V AC
Nominal frequency $f_N$	50 Hz
	60 Hz
Ground conductor current $I_{PE}$	≤ 0.5 mA
Operating effective current $I_C$ at $U_N$	≤ 0.5 mA
Nominal discharge surge current $I_n$ (8/20) $\mu$ s	35 kA
Nominal discharge surge current $I_n$ (8/20) $\mu$ s (L-N)	35 kA
Nominal discharge surge current $I_n$ (8/20) $\mu$ s (L-PEN)	35 kA
Lightning test current (10/350) $\mu$ s, charge	17.5 As
Lightning test current (10/350) $\mu$ s, specific energy	305.00 kJ/ $\Omega$
Lightning test current (10/350) $\mu$ s, peak value $I_{imp}$	35 kA
100% lightning impulse sparkover voltage (1.2/50) $\mu$ s	≤ 0.9 kV
Protection level $U_p$	≤ 0.9 kV
Protection level $U_p$ (L-N)	≤ 0.9 kV
Protection level $U_p$ (L-PEN)	≤ 0.9 kV
Response time	≤ 100 ns

Response time (L-N)	≤ 100 ns
	≤ 100 ns
Max. required backup fuse with branch wiring	125 A (gL)
Short-circuit resistance I <sub>p</sub> with max. backup fuse (effective)	25 kA
Short-circuit current self-quenching	3 kA (260 V)
Follow current quenching capacity I <sub>f</sub> (L-N)	3 kA
Follow current quenching capacity I <sub>f</sub> (L-PE)	3 kA

#### Connection, protective circuit

Type of connection	Screw connection
Connection type IN	Biconnect screw terminal block
Connection type OUT	Biconnect screw terminal block
Connection method	Biconnect terminal block
Screw thread	M5
Tightening torque	4.5 Nm
Stripping length	14.5 mm
Conductor cross section stranded min.	0.5 mm <sup>2</sup>
Conductor cross section stranded max.	25 mm <sup>2</sup>
Conductor cross section solid min.	0.5 mm <sup>2</sup>
Conductor cross section solid max.	35 mm <sup>2</sup>
Conductor cross section AWG/kcmil min.	20
Conductor cross section AWG/kcmil max	2

#### Environmental conditions

Standards/regulations	IEC 61643-1
	E DIN VDE 0675-6
	E DIN VDE 0675-6/A1
	E DIN VDE 0675-6/A2
	IEC 61312-1

#### Certificates / Approvals



Certification

GOST

### Accessories

Item	Designation	Description
------	-------------	-------------

### Assembly

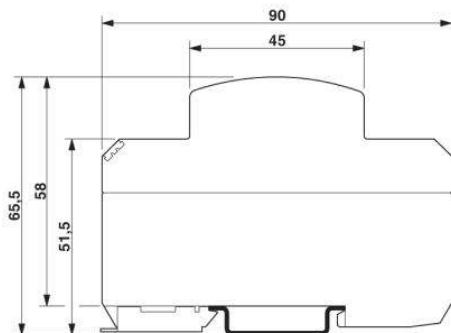
3022218	CLIPFIX 35	Snap-on end bracket, for 35 mm NS 35/7.5 or NS 35/15 DIN rail, can be fitted with Zack strip ZB 8 and ZB 8/27, terminal strip marker KLM 2 and KLM, width: 9.5 mm, color: gray
---------	------------	--

### Marking

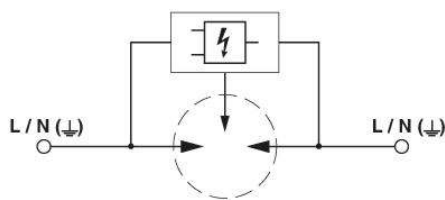
1051993	B-STIFT	Marker pen, for manual labeling of unprinted Zack strips, smear-proof and waterproof, line thickness 0.5 mm
---------	---------	---

### Diagrams/Drawings

Dimensioned drawing



Circuit diagram



**Address**

PHOENIX CONTACT Deutschland GmbH  
Flachmarktstr. 8  
32825 Blomberg, Germany  
Phone +49 5235 3 12000  
Fax +49 5235 3 41200  
<http://www.phoenixcontact.de>



© 2011 Phoenix Contact  
Technical modifications reserved;